



## Competition Schedule

As of SAT 29 JUL 2017

### SINGLES/DOUBLES COMPETITION

Event	Code	Initial Rounds				Final Rounds			Start Date	Finish Date
Women Doubles	WD			R32	R16	QF	SF	F	23 JUL	27 JUL
Women Singles	WS	RR		R32	R16	QF	SF	F	23 JUL	27 JUL
Men Doubles	WD		R64	R32	R16	QF	SF	F	23 JUL	27 JUL
Men Singles	WS	RR	R64	R32	R16	QF	SF	F	23 JUL	27 JUL
Mixed Doubles	XD		R64	R32	R16	QF	SF	F	23 JUL	27 JUL

Day	Date	Session	Session	Start Time	Estimated Finish Time	T1	T2	T3	T4	T5	T6	T7	T8	T9	T10	
1	SUN 23 JUL	Round of 64	3	9:00	9:15	XD-R6	XD-R6	XD-R6	XD-R6	XD-R6		XD-R6	XD-R6			
		Round of 32		9:45	10:00	XD-R3	XD-R3	XD-R3	XD-R3	XD-R3		XD-R3	XD-R3	XD-R3		
				10:30	10:45	XD-R3	XD-R3	XD-R3	XD-R3	XD-R3		XD-R3	XD-R3	XD-R3		
		Round of 16		11:45	12:00	XD-R1	XD-R1	XD-R1	XD-R1	XD-R1		XD-R1	XD-R1	XD-R1		
		Quarter-finals		13:30	13:45	XD-QF	XD-QF	XD-QF				XD-QF				
		Semi-finals		14:30	14:45	XD-SF	XD-SF									
		Gold-medal Match		15:30	15:45	XD-F										
2	MON 24 JUL	Round of 64	1	9:00	9:15	WD-R6										
		Round of 32		9:00	9:15		WD-R3	WD-R3	WD-R3	WD-R3	WD-R3	WD-R3	WD-R3	WD-R3	WD-R3	
				9:45	10:00	WD-R3		WD-R3					WD-R3			
				10:30	10:45	WD-R3	WD-R3	WD-R3	WD-R3	WD-R3		WD-R3	WD-R3	WD-R3		
		Round of 64		11:15	11:30							WD-R6				
		Round of 16		11:15	11:30	WD-R1	WD-R1	WD-R1	WD-R1	WD-R1		WD-R1	WD-R1	WD-R1		
				12:00	12:15	WD-R1	WD-R1	WD-R1	WD-R1	WD-R1		WD-R1	WD-R1	WD-R1		
		Quarter-finals		14:00	14:15	WD-Q	WD-Q	WD-Q	WD-Q	WD-Q		WD-Q	WD-Q	WD-Q		
	15:00	15:15	WD-SF	WD-SF	WD-SF					WD-SF						
		Gold-medal Match		16:00	16:15	WD-F										
				17:00	17:15	WD-F										
3	TUE 25 JUL	Round-Robin	4	9:00	9:15	WS-R	WS-R	WS-R	WS-R	WS-R		WS-R	WS-R			
				9:30	9:45	WS-R	WS-R	WS-R	WS-R	WS-R		WS-R	WS-R	WS-R		
				10:00	10:15	WS-R	WS-R	WS-R	WS-R	WS-R		WS-R	WS-R	WS-R		
				10:30	10:45	WS-R	WS-R	WS-R	WS-R	WS-R		WS-R	WS-R	WS-R		
				11:00	11:15	WS-R	WS-R	WS-R	WS-R	WS-R		WS-R	WS-R	WS-R		
				11:30	11:45	WS-R	WS-R	WS-R	WS-R	WS-R		WS-R	WS-R	WS-R		
				12:00	12:15	WS-R	WS-R	WS-R	WS-R	WS-R		WS-R	WS-R	WS-R		
				13:30	13:45	WS-R	WS-R	WS-R	WS-R	WS-R		WS-R	WS-R			
				14:00	14:15	WS-R	WS-R	WS-R	WS-R	WS-R		WS-R	WS-R	WS-R		
				14:30	14:45	WS-R	WS-R	WS-R	WS-R	WS-R		WS-R	WS-R	WS-R		
				15:00	15:15	WS-R	WS-R	WS-R	WS-R	WS-R		WS-R	WS-R	WS-R		



## Competition Schedule

### As of SAT 29 JUL 2017

				15:30	15:45	WS-R	WS-R	WS-R	WS-R	WS-R		WS-R	WS-R	WS-R	
				16:00	16:15	WS-R	WS-R	WS-R	WS-R	WS-R		WS-R	WS-R	WS-R	
				16:30	16:45	WS-R	WS-R	WS-R	WS-R	WS-R		WS-R	WS-R	WS-R	
4	WED 26 JUL	Round-Robin	5	9:00	9:15	WS-R	WS-R	WS-R	WS-R	WS-R		WS-R	WS-R		
				9:30	9:45	WS-R	WS-R	WS-R	WS-R	WS-R		WS-R	WS-R	WS-R	
				10:00	10:15	WS-R	WS-R	WS-R	WS-R	WS-R		WS-R	WS-R	WS-R	
				10:30	10:45	WS-R	WS-R	WS-R	WS-R	WS-R		WS-R	WS-R	WS-R	
				11:00	11:15	WS-R	WS-R	WS-R	WS-R	WS-R		WS-R	WS-R	WS-R	
				11:30	11:45	WS-R	WS-R	WS-R	WS-R	WS-R		WS-R	WS-R	WS-R	
				12:00	12:15	WS-R	WS-R	WS-R	WS-R	WS-R		WS-R	WS-R	WS-R	
				13:30	13:45	WS-R6	WS-R6	WS-R6	WS-R6	WS-R6		WS-R6	WS-R6	WS-R6	
				14:15	14:30	WS-R3	WS-R3	WS-R3	WS-R3	WS-R3		WS-R3			
				15:00	15:15	WS-R3	WS-R3	WS-R3	WS-R3	WS-R3		WS-R3			
		15:45		16:00	WS-R3	WS-R3	WS-R3	WS-R3	WS-R3		WS-R3	WS-R3	WS-R3		
		16:30		16:45	WS-R3	WS-R3	WS-R3	WS-R3	WS-R3		WS-R3	WS-R3	WS-R3		
		17:15		17:30	WS-R1	WS-R1	WS-R1	WS-R1	WS-R1		WS-R1	WS-R1	WS-R1		
		18:00		18:15	WS-R1	WS-R1	WS-R1	WS-R1	WS-R1		WS-R1	WS-R1	WS-R1		
5	THU 27 JUL	Quarter-finals	6	9:00	9:15	WS-Q	WS-Q	WS-Q	WS-Q	WS-Q		WS-Q	WS-Q	WS-Q	
		Semi-finals		10:00	10:15	WS-SF	WS-SF	WS-SF				WS-SF			
		Gold-medal Match		11:00	11:15	WS-F									
				12:00	12:15	WS-F									



## Competition Schedule

As of SAT 29 JUL 2017

### TEAM COMPETITION

Event	Code	Initial	Final Rounds														Start Date	Finish Date
			QF	SF	F			F5	F7			F9						
Women Team	WT	RR		SF	F			F5	F7			F9					20 JUL	27 JUL
Men Team	WT	RR	QF	SF	F		SF	F5	F7	Q7-	S9-	F9	F11	S13	F13	F15	20 JUL	27 JUL

Day	Date	Session	Session	Start Time	Estimated Finish Time	T1	T2	T3	T4	T5	T6	T7	T8	T9	T10			
1	THU 20 JUL	Round-Robin	1	9:00	10:15	WT-R	WT-R	WT-R	WT-R	WT-R		WT-R	WT-R	WT-R				
				10:30	11:45	WT-R	WT-R	WT-R				WT-R						
				13:00	14:15	WT-R	WT-R	WT-R				WT-R						
				14:30	15:45	WT-R	WT-R	WT-R	WT-R	WT-R		WT-R	WT-R		WT-R	WT-R	WT-R	
				16:00	17:15	WT-R	WT-R	WT-R				WT-R			WT-R			
				17:30	18:45	WT-R	WT-R	WT-R	WT-R	WT-R		WT-R	WT-R		WT-R	WT-R	WT-R	
				19:00	20:15	WT-R	WT-R	WT-R							WT-R			
2	FRI 21 JUL	Round-Robin	2	9:00	10:15	WT-R	WT-R	WT-R				WT-R						
		Quarter-finals		9:00	10:15				WT-QF	WT-QF			WT-QF	WT-QF				
		Semi-finals		11:00	12:15	WT-SF	WT-SF											
		Final 5th-6th Place		11:00	12:15				WT-F5									
		Final 7th-8th Place		11:00	12:15									WT-F7				
		Quarterfinals 9-16		11:00	12:15				WT-Q7		WT-Q7		WT-Q7		WT-Q7			
		Final 9th-10th Place		11:00	12:15											WT-F9		
		Semi-finals		13:00	14:15	WT-SF	WT-SF											
		Semifinals 5-8		13:00	14:15				WT-SF					WT-SF				
		Semifinals 9-12		13:00	14:15					WT-S9					WT-S9			
		Semifinals 13-16		13:00	14:15						WT-S1					WT-S1		
		Final 13th-14th Pl.		15:45	17:00										WT-F1			
		Gold-medal Match		16:00	17:15	WT-F												
		Final 5th-6th Place		16:00	17:15				WT-F5									
		Final 7th-8th Place		16:00	17:15									WT-F7				
		Final 9th-10th Place		16:00	17:15						WT-F9							
		Final 11th-12th Pl.		16:00	17:15							WT-F1						
Final 15th-16th Pl.	16:00	17:15											WT-F1					
Gold-medal Match	18:00	19:15	WT-F															

#### LEGEND

F	Finals	F11	Final 11th-12th Pl.	F13	Final 13th-14th Pl.	F15	Final 15th-16th Pl.	MS	Men's Single
MT	Men's Team	Q7-1	Quarterfinals 9-16	QF	Quarterfinals	Rn	Round n	RR	Round-Robin
WS	Women's Single	WT	Women's Team	SF	Semifinals	SF58	Semifinals 5-8	SFR	Bronze-medal Contest



## Entry List by NOC

As of THU 20 JUL 2017 at 11:35

NOC	Gender	Name	Date of Birth	Event			
				WD	WS	WT	XD
AUT - Austria	M	Lukas KRAMER		X	X	X	
	M	Christopher KRÄMER		X	X	X	
	M	Erwin STÜRMER			X	X	
BRA - Brazil	M	Joao DE OLIVEIRA		X	X		X
	M	Leonildo OLIVEIRA		X	X		X
	F	Maria COSTA	17 SEP 2001	X	X		X
	F	Thais RODRIGUES	16 MAR 2000	X	X		X
BUL - Bulgaria	M	Halit Mehmed HASAN		X	X	X	
	M	Petar Veselinov KOLEV		X	X	X	
	M	Ivan Dimitrov NEDEV			X	X	
CHI - Chile	M	Roberto CAMPOS			X		
CHN - China	M	Jiping TIAN		X	X	X	X
	M	Cong WANG		X	X	X	X
	M	Youyue XU		X	X	X	X
	M	Chaoyue ZHANG		X	X	X	X
	F	Meng Ping HUANG	18 JAN 1990	X	X	X	X
	F	Huan LIN	18 FEB 1992	X	X	X	X
	F	Ce SHI	15 DEC 1985	X	X	X	X
	F	Zhe WANG	3 AUG 2001	X	X	X	X
COL - Colombia	F	Angie Lizeth BEDOYA	5 JUL 1995	X	X		X
	F	Kelly Johanna MONTIEL	19 JUN 1986	X	X		X
	M	Kevin Daniel AYALA		X	X		X
	M	Jairo ZAPATA RIANO		X	X		X
CRO - Croatia	M	Ivan HRIBAR		X	X		X
	M	Ilija TOMIC		X	X		X
	F	Paola BALDER	27 JUN 1996	X	X	X	X
	F	Anamarija HRIBAR	5 APR 1998	X	X	X	X
	F	Stana MARIC	6 APR 1963		X	X	
CZE - Czech Republic	M	Jaroslav HELUS			X	X	
	M	Michal KRATOCHVIL		X	X	X	
	M	Roman MATOUS		X	X	X	
GER - Germany	M	Matthias KNOELL			X	X	
	M	Mark MECHAU		X	X	X	X
	M	Sebastian SCHÖLZEL		X	X	X	X
	F	Annalena MOLL	20 JAN 2000	X	X		X
	F	Charis WERNHARDT	10 MAY 2000	X	X		X
HKG - Hong Kong	M	Lok Wing HO		X	X	X	
	M	Kin Sing NG		X	X	X	
	M	Wai Yip NG		X	X	X	
	M	Ho Ting WU		X	X	X	
HUN - Hungary	M	Gergely BENCSIK		X	X	X	X
	M	Akos Emil MAKAI		X	X	X	X



## Entry List by NOC

As of THU 20 JUL 2017 at 11:35

NOC	Gender	Name	Date of Birth	Event			
				WD	WS	WT	XD
	M	Bela SZALAI			X	X	X
	F	Zsuzsanna FEKETE	15 AUG 1982	X	X	X	X
	F	Pamela IOLA	23 MAY 2004		X	X	X
	F	Krisztina SZECSI	21 AUG 1975	X	X	X	X
IND - India	F	Suravi GHOSH	9 NOV 1997	X	X	X	X
	F	Shineya GOMES	1 MAY 1997	X	X	X	X
	F	Archana PANDEY	21 AUG 1991	X	X	X	X
	F	Poli SAHA	14 APR 1980	X	X	X	X
	M	Tanuj MUKHERJEE		X	X		X
	M	Kakarlamudi NAGESH		X	X		X
	M	Ullas NAIK		X	X		X
	M	GUPTA Suvro SEN		X	X		X
IRI - Iran	M	Farzad CHERAGHI			X		
JPN - Japan	F	Riho KAMEZAWA	28 OCT 1990	X	X	X	
	F	Mizue KAWASAKI	20 JUL 1995	X	X	X	
	F	Risato TAKAOKA	9 JAN 1993		X	X	
KAZ - Kazakhstan	M	Gaip DANIYAROV			X	X	
	M	Daniyar ISKENDIROV		X	X	X	
	M	Kanat KONKUBAYEV		X	X	X	
KOR - Korea	M	Gwonhwi CHOI		X	X	X	
	M	Gyungwoo JEON		X	X	X	X
	M	Jongkuk KIM		X	X	X	X
	M	Cheoljin SHIN		X	X	X	X
	F	Seoyoung KIM	18 MAR 2003	X	X	X	X
	F	Ahhyun LEE	24 FEB 1997		X	X	X
	F	Jiyeun LEE	31 OCT 1988	X	X	X	X
LTU - Lithuania	M	Gintautas JUCHNA		X	X	X	
	M	Viktoras NARKEVICIUS		X	X	X	
	M	Deividas TAKINAS		X	X	X	
	M	Kestutis ZIZIUNAS		X	X	X	
NGR - Nigeria	M	Isamila Saka ADENIRAN		X	X		
	M	Babatunde AWOSANYA		X	X		
	M	John EZEKWUDO		X	X		X
	M	Adetayo ODUPITAN		X	X		X
	M	Nurudeen BADMUS	4 JUL 1980		X		
	F	Ganiyat ANIMASHAUN	8 JAN 1995	X	X		X
	F	Idayat JIMOH	6 FEB 1996	X	X		X
NOR - Norway	M	Jan Roger ANDERSSON			X		
PAK - Pakistan	M	Tanveer AHMAD			X		
PHI - Philippines	F	Abrianne NUEVO	26 MAY 1998		X		
POL - Poland	F	Monika DORSZ	21 AUG 1992	X	X	X	X



## Entry List by NOC

As of THU 20 JUL 2017 at 11:35

NOC	Gender	Name	Date of Birth	Event			
				WD	WS	WT	XD
	F	Julia SZEMIEL	5 DEC 1999		X	X	X
	F	Iwona Ewa ZYLA	4 OCT 1971	X	X	X	X
	M	Grzegorz NOWAK		X	X	X	
	M	Pawel PIETA		X	X	X	X
	M	Marek Jan RUTOWSKI		X	X	X	X
	M	Adrian SZELIGA		X	X	X	X
RUS - Russia	M	Egor ASTAFYEV		X	X	X	X
	M	Vitaly CHULKOV		X	X	X	X
	M	Dmitry Olegovich PISHCHUK		X	X	X	X
	M	Asilbek SUYNALIEV		X	X	X	X
	F	Diana GUBANOVA	8 FEB 1999	X	X	X	X
	F	Anna Alexandrovna KONDRATOVA	13 JUL 1989	X	X	X	X
	F	Anastasiia KUDRIASHOVA	20 MAY 1994	X	X	X	X
	F	Ksenia MARKOVICH	18 MAY 1992	X	X	X	X
SVK - Slovakia	F	Eva JURKOVA	24 MAR 1995		X		X
	M	Thomas KEINATH		X	X		X
	M	Marek TUTURA		X	X		
THA - Thailand	M	Sirisak BUNPRASAN		X	X	X	
	M	Wittaya PRATUEANGPAIBOON		X	X	X	
	M	-				X	
TPE - Chinese Taipei	M	Yueh-Tung KUO		X	X	X	
	M	Shih-Chieh LU		X	X	X	
	M	Yi-Hsiang WANG		X	X	X	
	M	Jung-Tsung YANG		X	X	X	
TUR - Turkey	M	Dogan ERDAL		X	X	X	X
	M	Saffet ERDOGAN		X	X	X	X
	M	Garip OLCAS		X	X	X	X
	M	Avni TIMUCIN		X	X	X	X
	F	Meltem AKYAZ	30 JUL 1995	X	X	X	X
	F	Dilem AKYUZ	25 JAN 1997	X	X	X	X
	F	Nevroz CIFTKURAN	25 MAR 2000	X	X	X	X
	F	Emine KAHRAMAN	27 AUG 2001	X	X	X	X
UKR - Ukraine	F	Iuliia KHODKO	29 JUL 1982	X	X	X	X
	F	Larysa STARIKOVA	4 MAY 1993	X	X	X	X
	F	Mariia VASYLIEVA	12 JAN 1990	X	X	X	X
	F	Karyna ZAVINOVSKA	21 DEC 1997	X	X	X	X
	M	Grygorii KUZMENKO		X	X	X	X
	M	Anton VELIEV		X	X	X	X
	M	Anatolii YAKOVENKO		X	X	X	X
	M	Gennadii ZAKLADNYI		X	X	X	X
UZB - Uzbekistan	M	Azizbek KURBANOV		X	X		
	M	Dilmurod ORIFOV		X	X		
VEN - Venezuela	M	Sergio Frank LEMUS ROJAS			X		



## Entry List by NOC

As of THU 20 JUL 2017 at 11:35

NOC	Gender	Name	Date of Birth	Event			
				WD	WS	WT	XD

### LEGEND

F Women  
X Mixed

M Men  
XD Doubles

WD Doubles

WS Singles

WT Team



## Medallists by event

As of FRI 21 JUL 2017 at 20:27

After 7 of 7 events

Event Name	Date	Medal	Name	NOC Code
Women Singles	THU 27 JUL 2017	GOLD	HUANG Meng Ping	CHN
		SILVER	SHI Ce	CHN
		BRONZE	WANG Zhe	CHN
		BRONZE	KONDRATOVA Anna Alexandrovna	RUS
Men Singles	THU 27 JUL 2017	GOLD	WANG Cong	CHN
		SILVER	KEINATH Thomas	SVK
		BRONZE	WANG Yi-Hsiang	TPE
		BRONZE	ZAKLADNYI Gennadii	UKR
Women Doubles	MON 24 JUL 2017	GOLD	HUANG Meng Ping SHI Ce	CHN
		SILVER	LIN Huan WANG Zhe	CHN
		BRONZE	KAMEZAWA Riho KAWASAKI Mizue	JPN
		BRONZE	VASYLIEVA Mariia ZAVINOVSKA Karvna	UKR
Men Doubles	MON 24 JUL 2017	GOLD	WANG Cong ZHANG Chaoyue	CHN
		SILVER	WANG Yi-Hsiang YANG Jung-Tsung	TPE
		BRONZE	TIAN Jiping XU Youyue	CHN
		BRONZE	JUCHNA Gintautas TAKINAS Deividas	LTU
Mixed Doubles	SUN 23 JUL 2017	GOLD	SHI Ce WANG Cong	CHN
		SILVER	HUANG Meng Ping TIAN Jiping	CHN
		BRONZE	JURKOVA Eva KEINATH Thomas	SVK
		BRONZE	KHODKO Iuliia ZAKLADNYI Gennadii	UKR





## Medallists by event

As of FRI 21 JUL 2017 at 20:27

After 7 of 7 events

Event Name	Date	Medal	Name	NOC Code
Women Team	FRI 21 JUL 2017	GOLD	HUANG Meng Ping LIN Huan SHI Ce WANG Zhe	CHN
		SILVER	KHODKO Iuliia STARIKOVA Larysa VASYLIEVA Mariia ZAVINOVSKA Karyna	UKR
		BRONZE	KAMEZAWA Riho KAWASAKI Mizue TAKAOKA Risato	JPN
		BRONZE	GUBANOVA Diana KONDRATOVA Anna Alexandrovna KUDRIASHOVA Anastasiia MARKOVICH Ksenia	RUS
Men Team	FRI 21 JUL 2017	GOLD	TIAN Jiping WANG Cong XU Youyue ZHANG Chaoyue	CHN
		SILVER	KUO Yueh-Tung LU Shih-Chieh WANG Yi-Hsiang YANG Jung-Tsung	TPE
		BRONZE	DANIYAROV Gaip ISKENDIROV Danivar KONKUBAYEV Kanat	KAZ
		BRONZE	JUCHNA Gintautas NARKEVICIUS Viktoras TAKINAS Devidas ZIZIUNAS Kestutis	LTU



## Draw

Group A							Matches		
Rank	Id		a	b	c		Played	Won	Lost
1	a	WANG Cong (CHN)	---	3-0 - 0-3	3-0 - 0-3		2	2	0
2	b	STÜRMEER Erwin (AUT)	0-3 - 3-0	---	3-0 - 0-3		2	1	1
3	c	AHMAD Tanveer (PAK)	0-3 - 3-0	0-3 - 3-0	---		2	0	2

Group B							Matches		
Rank	Id		a	b	c	d	Played	Won	Lost
1	a	KEINATH Thomas (SVK)	---	3-0 - 0-3	3-0 - 0-3	3-0 - 0-3	3	3	0
2	b	VELIIEV Anton (UKR)	0-3 - 3-0	---	3-2 - 2-3	3-0 - 0-3	3	2	1
3	c	PRATUEANGPAIBOON Wittaya (THA)	0-3 - 3-0	2-3 - 3-2	---	3-2 - 2-3	3	1	2
4	d	KRAMER Lukas (AUT)	0-3 - 3-0	0-3 - 3-0	2-3 - 3-2	---	3	0	3

Group C							Matches		
Rank	Id		a	b	c	d	Played	Won	Lost
1	a	ZAKLADNYI Gennadii (UKR)	---	3-0 - 0-3	3-0 - 0-3	3-0 - 0-3	3	3	0
2	b	SZELIGA Adrian (POL)	0-3 - 3-0	---	3-0 - 0-3	3-0 - 0-3	3	2	1
3	c	JEON Gyungwoo (KOR)	0-3 - 3-0	0-3 - 3-0	---	3-0 - 0-3	3	1	2
4	d	ODUPITAN Adetayo (NGR)	0-3 - 3-0	0-3 - 3-0	0-3 - 3-0	---	3	0	3

Group D							Matches		
Rank	Id		a	b	c	d	Played	Won	Lost
1	a	TIAN Jiping (CHN)	---	3-1 - 1-3	3-1 - 1-3	3-0 - 0-3	3	3	0
2	b	JUCHNA Gintautas (LTU)	1-3 - 3-1	---	3-0 - 0-3	3-0 - 0-3	3	2	1
3	c	BENCSIK Gergely (HUN)	1-3 - 3-1	0-3 - 3-0	---	3-2 - 2-3	3	1	2
4	d	MUKHERJEE Tanuj (IND)	0-3 - 3-0	0-3 - 3-0	2-3 - 3-2	---	3	0	3

Group E							Matches		
Rank	Id		a	b	c	d	Played	Won	Lost
1	a	TAKINAS Deividas (LTU)	---	3-0 - 0-3	3-0 - 0-3	3-0 - 0-3	3	3	0
2	b	NAIK Ullas (IND)	0-3 - 3-0	---	3-0 - 0-3	3-0 - 0-3	3	2	1
3	c	KURBANOV Azizbek (UZB)	0-3 - 3-0	0-3 - 3-0	---	3-0 - 0-3	3	1	2
4	d	ADENIRAN Isamila Saka (NGR)	0-3 - 3-0	0-3 - 3-0	0-3 - 3-0	---	3	0	3

Group F							Matches		
Rank	Id		a	b	c	d	Played	Won	Lost
1	a	ZHANG Chaoyue (CHN)	---	2-3 - 3-2	3-0 - 0-3	3-0 - 0-3	3	2	1
1	b	DANIYAROV Gaip (KAZ)	3-2 - 2-3	---	1-3 - 3-1	3-0 - 0-3	3	2	1
1	c	KUO Yueh-Tung (TPE)	0-3 - 3-0	3-1 - 1-3	---	3-0 - 0-3	3	2	1
4	d	HO Lok Wing (HKG)	0-3 - 3-0	0-3 - 3-0	0-3 - 3-0	---	3	0	3

Approval date/time: WED 26 JUL 2017 11:39

Referee: \_\_\_\_\_

ITTF TD: \_\_\_\_\_



## Draw

Group G							Matches		
Rank	Id		a	b	c	d	Played	Won	Lost
1	a	MECHAU Mark (GER)	---	3-0 - 0-3	3-0 - 0-3	3-0 - 0-3	3	3	0
2	b	NG Kin Sing (HKG)	0-3 - 3-0	---	3-2 - 2-3	3-1 - 1-3	3	2	1
3	c	RUTOWSKI Marek Jan (POL)	0-3 - 3-0	2-3 - 3-2	---	3-1 - 1-3	3	1	2
4	d	ZAPATA RIANO Jairo (COL)	0-3 - 3-0	1-3 - 3-1	1-3 - 3-1	---	3	0	3

Group H							Matches		
Rank	Id		a	b	c	d	Played	Won	Lost
1	a	TUTURA Marek (SVK)	---	3-1 - 1-3	3-1 - 1-3	3-0 - 0-3	3	3	0
2	b	NG Wai Yip (HKG)	1-3 - 3-1	---	3-0 - 0-3	3-0 - 0-3	3	2	1
3	c	SEN GUPTA Suvro (IND)	1-3 - 3-1	0-3 - 3-0	---	3-0 - 0-3	3	1	2
4	d	BADMUS Nurudeen (NGR)	0-3 - 3-0	0-3 - 3-0	0-3 - 3-0	---	3	0	3

Group J							Matches		
Rank	Id		a	b	c	d	Played	Won	Lost
1	a	XU Youyue (CHN)	---	3-1 - 1-3	3-0 - 0-3	3-0 - 0-3	3	3	0
2	b	ERDAL Dogan (TUR)	1-3 - 3-1	---	3-0 - 0-3	3-1 - 1-3	3	2	1
3	c	NOWAK Grzegorz (POL)	0-3 - 3-0	0-3 - 3-0	---	3-1 - 1-3	3	1	2
4	d	AYALA Kevin Daniel (COL)	0-3 - 3-0	1-3 - 3-1	1-3 - 3-1	---	3	0	3

Group K							Matches		
Rank	Id		a	b	c	d	Played	Won	Lost
1	a	YANG Jung-Tsung (TPE)	---	3-1 - 1-3	3-0 - 0-3	3-0 - 0-3	3	3	0
2	b	SUYNALIEV Asilbek (RUS)	1-3 - 3-1	---	3-1 - 1-3	3-0 - 0-3	3	2	1
3	c	CHERAGHI Farzad (IRI)	0-3 - 3-0	1-3 - 3-1	---	3-2 - 2-3	3	1	2
4	d	LEMUS ROJAS Sergio Frank (VEN)	0-3 - 3-0	0-3 - 3-0	2-3 - 3-2	---	3	0	3

Group L							Matches			
Rank	Id		a	b	c	d	e	Played	Won	Lost
1	a	ASTAFYEV Egor (RUS)	---	3-0 - 0-3	3-1 - 1-3	3-0 - 0-3		3	3	0
2	b	LU Shih-Chieh (TPE)	0-3 - 3-0	---	3-2 - 2-3	3-0 - 0-3		3	2	1
3	c	NARKEVICIUS Viktoras (LTU)	1-3 - 3-1	2-3 - 3-2	---	3-0 - 0-3		3	1	2
4	d	KONKUBAYEV Kanat (KAZ)	0-3 - 3-0	0-3 - 3-0	0-3 - 3-0	---		3	0	3
	e	ADENIRAN Isamila Saka (NGR)					---	0	0	0

Group M							Matches		
Rank	Id		a	b	c	d	Played	Won	Lost
1	a	CHOI Gwonhwi (KOR)	---	3-2 - 2-3	3-1 - 1-3	3-0 - 0-3	3	3	0
2	b	PISHCHUK Dmitry Olegovich (RUS)	2-3 - 3-2	---	3-1 - 1-3	3-0 - 0-3	3	2	1
3	c	HELUS Jaroslav (CZE)	1-3 - 3-1	1-3 - 3-1	---	3-0 - 0-3	3	1	2

Approval date/time: WED 26 JUL 2017 11:39

Referee: \_\_\_\_\_

ITTF TD: \_\_\_\_\_



### Draw

4	d	HRIBAR Ivan (CRO)	0-3 - 3-0	0-3 - 3-0	0-3 - 3-0	---	3	0	3
---	---	-------------------	-----------	-----------	-----------	-----	---	---	---

Group N							Matches		
Rank	Id		a	b	c	d	Played	Won	Lost
1	a	WANG Yi-Hsiang (TPE)	---	3-0 - 0-3	3-0 - 0-3	3-0 - 0-3	3	3	0
2	b	SCHÖLZEL Sebastian (GER)	0-3 - 3-0	---	3-2 - 2-3	3-1 - 1-3	3	2	1
3	c	ORIFOV Dilmurod (UZB)	0-3 - 3-0	2-3 - 3-2	---	3-0 - 0-3	3	1	2
4	d	MAKAI Akos Emil (HUN)	0-3 - 3-0	1-3 - 3-1	0-3 - 3-0	---	3	0	3

Group P							Matches		
Rank	Id		a	b	c	d	Played	Won	Lost
1	a	KRÄMER Christopher (AUT)	---	3-0 - 0-3	3-0 - 0-3	3-0 - 0-3	3	3	0
2	b	TOMIC Ilija (CRO)	0-3 - 3-0	---	3-1 - 1-3	3-1 - 1-3	3	2	1
3	c	MATOUS Roman (CZE)	0-3 - 3-0	1-3 - 3-1	---	3-0 - 0-3	3	1	2
4	d	BUNPRASAN Sirisak (THA)	0-3 - 3-0	1-3 - 3-1	0-3 - 3-0	---	3	0	3

Group R							Matches		
Rank	Id		a	b	c	d	Played	Won	Lost
1	a	WU Ho Ting (HKG)	---	3-1 - 1-3	3-2 - 2-3	3-0 - 0-3	3	3	0
2	b	YAKOVENKO Anatolii (UKR)	1-3 - 3-1	---	3-1 - 1-3	3-0 - 0-3	3	2	1
3	c	ANDERSSON Jan Roger (NOR)	2-3 - 3-2	1-3 - 3-1	---	3-0 - 0-3	3	1	2
4	d	NAGESH Kakarlamudi (IND)	0-3 - 3-0	0-3 - 3-0	0-3 - 3-0	---	3	0	3

Group S							Matches		
Rank	Id		a	b	c	d	Played	Won	Lost
1	a	KUZMENKO Grygorii (UKR)	---	3-2 - 2-3	3-1 - 1-3	3-0 - 0-3	3	3	0
2	b	ZIZIUNAS Kestutis (LTU)	2-3 - 3-2	---	3-2 - 2-3	3-0 - 0-3	3	2	1
3	c	KIM Jongkuk (KOR)	1-3 - 3-1	2-3 - 3-2	---	3-0 - 0-3	3	1	2
4	d	SZALAI Bela (HUN)	0-3 - 3-0	0-3 - 3-0	0-3 - 3-0	---	3	0	3

Group T							Matches		
Rank	Id		a	b	c	d	Played	Won	Lost
1	a	KRATOCHVIL Michal (CZE)	---	3-0 - 0-3	3-0 - 0-3	3-0 - 0-3	3	3	0
2	b	OLCAS Garip (TUR)	0-3 - 3-0	---	3-0 - 0-3	3-0 - 0-3	3	2	1
3	c	NEDEV Ivan Dimitrov (BUL)	0-3 - 3-0	0-3 - 3-0	---	3-0 - 0-3	3	1	2
4	d	OLIVEIRA Leonildo (BRA)	0-3 - 3-0	0-3 - 3-0	0-3 - 3-0	---	3	0	3

Group V							Matches		
Rank	Id		a	b	c	d	Played	Won	Lost
1	a	HASAN Halit Mehmed (BUL)	---	3-1 - 1-3	3-0 - 0-3	3-0 - 0-3	3	3	0
2	b	TIMUCIN Avni (TUR)	1-3 - 3-1	---	3-0 - 0-3	3-0 - 0-3	3	2	1

Approval date/time: WED 26 JUL 2017 11:39

Referee: \_\_\_\_\_

ITTF TD: \_\_\_\_\_



### Draw


3	c	CAMPOS Roberto (CHI)	0-3 - 3-0	0-3 - 3-0	---	3-0 - 0-3	3	1	2
4	d	EZEKWUDO John (NGR)	0-3 - 3-0	0-3 - 3-0	0-3 - 3-0	---	3	0	3

Group Y							Matches		
Rank	Id		a	b	c	d	Played	Won	Lost
1	a	ISKENDIROV Daniyar (KAZ)	---	3-0 - 0-3	3-2 - 2-3	3-0 - 0-3	3	3	0
2	b	KOLEV Petar Veselinov (BUL)	0-3 - 3-0	---	3-2 - 2-3	3-0 - 0-3	3	2	1
3	c	SHIN Cheoljin (KOR)	2-3 - 3-2	2-3 - 3-2	---	3-0 - 0-3	3	1	2
4	d	ERDOGAN Saffet (TUR)	0-3 - 3-0	0-3 - 3-0	0-3 - 3-0	---	3	0	3

Group Z							Matches		
Rank	Id		a	b	c	d	Played	Won	Lost
1	a	CHULKOV Vitaly (RUS)	---	3-0 - 0-3	3-0 - 0-3	3-0 - 0-3	3	3	0
2	b	KNOELL Matthias (GER)	0-3 - 3-0	---	3-0 - 0-3	3-0 - 0-3	3	2	1
3	c	PIETA Pawel (POL)	0-3 - 3-0	0-3 - 3-0	---	3-0 - 0-3	3	1	2
4	d	DE OLIVEIRA Joao (BRA)	0-3 - 3-0	0-3 - 3-0	0-3 - 3-0	---	3	0	3



### Draw



Approval date/time: WED 26 JUL 2017 11:39

Referee: \_\_\_\_\_

ITTF TD: \_\_\_\_\_



TUE 25 JUL 2017

## Match Results

Start Time 09:00

WANG Cong (CHN)

3 - 0

AHMAD Tanveer (PAK)

### Game Summary

		Match	1st Game	2nd Game	3rd Game
WANG Cong	CHN	3	11	11	11
AHMAD Tanveer	PAK	0	0	0	0
Duration		0min	0min	0min	0min

Match No: WS1

Table: Table 1

Umpires:

Player Statistics	WANG Cong (CHN)				AHMAD Tanveer (PAK)			
	Game			Match	Game			Match
	1	2	3		1	2	3	
Points won	-	-	-	-	-	-	-	-
Biggest lead	-	-	-	-	-	-	-	-
Points won on own serve	-	-	-	-	-	-	-	-
Points lost on own serve	-	-	-	-	-	-	-	-
Most consecutive points won	-	-	-	-	-	-	-	-
Greatest deficit overcome	-	-	-	-	-	-	-	-
Handedness/Grip								

Game/Match Statistics	Game			Match
	1	2	3	
Longest rally (strokes)	-	-	-	-
Average rally	-	-	-	-

### LEGEND

\* Server

MS Men's Single

MT Men's Team

No. Number

WS Women's Single

WT Women's Team

Note: The "Greatest deficit overcome" only applies when the player ends up winning the game.

TTM1A01\_73A 1.0

Page 1 / 1

Report Created TUE 25 JUL 2017 10:45





TUE 25 JUL 2017

## Match Results

Start Time 13:30

WANG Cong (CHN)

3 - 0

STÜRMER Erwin (AUT)

### Game Summary

		Match	1st Game	2nd Game	3rd Game
WANG Cong	CHN	3	11	12	11
STÜRMER Erwin	AUT	0	4	10	2
Duration		8min	2min	4min	2min

Match No: WS21

Table: Table 1

Umpires:

Player Statistics	WANG Cong (CHN)				STÜRMER Erwin (AUT)			
	Game			Match	Game			Match
	1	2	3		1	2	3	
Points won	11	12	11	34	4	10	2	16
Biggest lead	7	2	9	9	-	4	1	4
Points won on own serve	6	6	6	18	3	5	2	10
Points lost on own serve	1	5	-	6	5	6	5	16
Most consecutive points won	5	4	7	7	2	4	1	4
Greatest deficit overcome	-	4	1	4	-	-	-	-
Handedness/Grip								

Game/Match Statistics	Game			Match
	1	2	3	
Longest rally (strokes)	9	9	13	13
Average rally	5	5	4	5

### Game Progress

1	WANG Cong (CHN)	0	*1	3	*3	5	*7	8	*10	11	STÜRMER Erwin (AUT)	*0	1	*1	3	*3	3	*4	4	4								
2	WANG Cong (CHN)	*0	0	*0	1	*2	4	*5	6	*7	8	*10	11	12	STÜRMER Erwin (AUT)	0	*2	4	*5	6	*6	7	*8	9	*10	10	*10	10
3	WANG Cong (CHN)	0	*1	3	*4	6	*8	10	11	STÜRMER Erwin (AUT)	*0	1	*1	2	*2	2	*2	2										

### LEGEND

\* Server

MS Men's Single

MT Men's Team

No. Number

WS Women's Single

WT Women's Team

Note: The "Greatest deficit overcome" only applies when the player ends up winning the game.

TTM1A01\_73A 1.0

Page 1 / 1

Report Created TUE 25 JUL 2017 10:45





WED 26 JUL 2017

## Match Results

Start Time 09:00

STÜRMEER Erwin (AUT)

3 - 0

AHMAD Tanveer (PAK)

### Game Summary

		Match	1st Game	2nd Game	3rd Game
STÜRMEER Erwin	AUT	3	11	11	11
AHMAD Tanveer	PAK	0	0	0	0
Duration		0min	0min	0min	0min

Match No: WS41

Table: Table 1

Umpires:

Player Statistics	STÜRMEER Erwin (AUT)				AHMAD Tanveer (PAK)			
	Game			Match	Game			Match
	1	2	3		1	2	3	
Points won	11	-	11	22	-	-	-	-
Biggest lead	11	-	11	11	-	-	-	-
Points won on own serve	6	-	6	12	-	-	-	-
Points lost on own serve	-	-	-	-	5	-	5	10
Most consecutive points won	11	-	11	11	-	-	-	-
Greatest deficit overcome	-	-	-	-	-	-	-	-
Handedness/Grip								

Game/Match Statistics	Game			Match
	1	2	3	
Longest rally (strokes)	-	-	-	-
Average rally	-	-	-	-

### Game Progress

1	STÜRMEER Erwin (AUT)	*0	2	*4	6	*8	10	11
	AHMAD Tanveer (PAK)	0	*0	0	*0	0	*0	0
3	STÜRMEER Erwin (AUT)	*0	2	*4	6	*8	10	11
	AHMAD Tanveer (PAK)	0	*0	0	*0	0	*0	0

### LEGEND

\* Server

MS Men's Single

MT Men's Team

No. Number

WS Women's Single

WT Women's Team

Note: The "Greatest deficit overcome" only applies when the player ends up winning the game.

TTM1A01\_73A 1.0

Page 1 / 1

Report Created TUE 25 JUL 2017 10:45



TUE 25 JUL 2017

## Match Results

Start Time 09:00

KEINATH Thomas (SVK)

3 - 0

KRAMER Lukas (AUT)

### Game Summary

		Match	1st Game	2nd Game	3rd Game
KEINATH Thomas	SVK	3	11	11	11
KRAMER Lukas	AUT	0	1	6	7
Duration		0min	0min	0min	0min

Match No: WS2

Table: Table 2

Umpires:

Player Statistics	KEINATH Thomas (SVK)				KRAMER Lukas (AUT)			
	Game			Match	Game			Match
	1	2	3		1	2	3	
Points won	11	11	11	33	1	6	7	14
Biggest lead	10	5	4	10	-	-	3	3
Points won on own serve	6	4	6	16	1	2	3	6
Points lost on own serve	-	4	4	8	5	7	5	17
Most consecutive points won	10	5	7	10	1	3	4	4
Greatest deficit overcome	-	-	3	3	-	-	-	-
Handedness/Grip								

Game/Match Statistics	Game			Match
	1	2	3	
Longest rally (strokes)	-	-	-	-
Average rally	-	-	-	-

### Game Progress

1	KEINATH Thomas (SVK)	*0	2	*4	6	*8	10	11	
	KRAMER Lukas (AUT)	0	*0	0	*0	0	*0	1	
2	KEINATH Thomas (SVK)	0	*2	4	*5	5	*6	7	*9
	KRAMER Lukas (AUT)	*0	0	*0	1	*3	4	*5	5
3	KEINATH Thomas (SVK)	*0	0	*1	3	*5	7	*7	7
	KRAMER Lukas (AUT)	0	*2	3	*3	3	*3	5	*7

### LEGEND

\* Server

MS Men's Single

MT Men's Team

No. Number

WS Women's Single

WT Women's Team

Note: The "Greatest deficit overcome" only applies when the player ends up winning the game.

TTM1A02\_73A 1.0

Page 1 / 1

Report Created TUE 25 JUL 2017 10:46



TUE 25 JUL 2017

### Match Results

Start Time 09:00

VELIIEV Anton (UKR)

3 - 2 PRATUEANGPAIBOON Wittaya (THA)

#### Game Summary

		Match	1st Game	2nd Game	3rd Game	4th Game	5th Game
VELIIEV Anton	UKR	3	11	6	11	4	11
PRATUEANGPAIBOON Wittaya	THA	2	9	11	5	11	9
Duration		22min	5min	4min	3min	4min	6min

Match No: WS22

Table: Table 3

Umpires:

Player Statistics	VELIIEV Anton (UKR)						PRATUEANGPAIBOON Wittaya (THA)					
	Game					Match	Game					Match
	1	2	3	4	5		1	2	3	4	5	
Points won	11	6	11	4	11	43	9	11	5	11	9	45
Biggest lead	2	-	6	-	3	6	2	5	1	7	2	7
Points won on own serve	8	4	6	2	6	26	7	6	3	5	5	26
Points lost on own serve	2	5	2	6	4	19	3	2	5	2	5	17
Most consecutive points won	3	3	7	1	4	7	2	5	3	3	2	5
Greatest deficit overcome	2	-	1	-	2	2	-	-	-	-	-	-
Handedness/Grip												

Game/Match Statistics	Game					Match
	1	2	3	4	5	
Longest rally (strokes)	10	10	9	9	12	12
Average rally	4	4	4	5	6	5

#### Game Progress

1	VELIIEV Anton (UKR)	0	*0	2	*3	5	*5	6	*7	8	*9	11
	PRATUEANGPAIBOON Wittaya (THA)	*0	2	*2	3	*3	5	*6	7	*8	9	9
2	VELIIEV Anton (UKR)	*0	1	*2	3	*3	3	*4	6	*6	6	6
	PRATUEANGPAIBOON Wittaya (THA)	0	*1	2	*3	5	*7	8	*8	10	11	11
3	VELIIEV Anton (UKR)	0	*1	3	*3	4	*6	8	*10	11	11	11
	PRATUEANGPAIBOON Wittaya (THA)	*0	1	*1	3	*4	4	*4	4	5	5	5
4	VELIIEV Anton (UKR)	*0	0	*1	1	*2	3	*3	4	4	4	4
	PRATUEANGPAIBOON Wittaya (THA)	0	*2	3	*5	6	*7	9	*10	11	11	11
5	VELIIEV Anton (UKR)	0	*0	2	*3	4	*6	7	*8	9	*10	11
	PRATUEANGPAIBOON Wittaya (THA)	*0	2	*2	3	*4	4	*5	6	*7	8	9

#### LEGEND

\* Server

MS Men's Single

MT Men's Team

No. Number

WS Women's Single

WT Women's Team

Note: The "Greatest deficit overcome" only applies when the player ends up winning the game.



TUE 25 JUL 2017

## Match Results

Start Time 13:30

KEINATH Thomas (SVK)

3 - 0

VELIIEV Anton (UKR)

### Game Summary

		Match	1st Game	2nd Game	3rd Game
KEINATH Thomas	SVK	3	11	11	11
VELIIEV Anton	UKR	0	2	3	2
Duration		6min	2min	2min	2min

Match No: WS42

Table: Table 2

Umpires:

Player Statistics	KEINATH Thomas (SVK)				VELIIEV Anton (UKR)			
	Game			Match	Game			Match
	1	2	3		1	2	3	
Points won	11	11	11	33	2	3	2	7
Biggest lead	9	8	9	9	-	-	-	-
Points won on own serve	7	5	7	19	2	2	2	6
Points lost on own serve	-	1	-	1	4	6	4	14
Most consecutive points won	6	5	6	6	1	1	1	1
Greatest deficit overcome	-	-	-	-	-	-	-	-
Handedness/Grip								

Game/Match Statistics	Game			Match
	1	2	3	
Longest rally (strokes)	6	5	4	6
Average rally	3	2	3	3

### Game Progress

1	KEINATH Thomas (SVK)	*0	2	*3	5	*6	8	*10	11
	VELIIEV Anton (UKR)	0	*0	1	*1	2	*2	2	2
2	KEINATH Thomas (SVK)	0	*2	4	*5	7	*8	9	11
	VELIIEV Anton (UKR)	*0	0	*0	1	*1	2	*3	3
3	KEINATH Thomas (SVK)	*0	2	*4	6	*7	9	*10	11
	VELIIEV Anton (UKR)	0	*0	0	*0	1	*1	2	2

### LEGEND

\* Server

MS Men's Single

MT Men's Team

No. Number

WS Women's Single

WT Women's Team

Note: The "Greatest deficit overcome" only applies when the player ends up winning the game.

TTM1A02\_73A 1.0

Page 1 / 1

Report Created TUE 25 JUL 2017 10:46



TUE 25 JUL 2017

### Match Results

Start Time 13:30

KRAMER Lukas (AUT)

2 - 3 PRATUEANGPAIBOON Wittaya (THA)

#### Game Summary

		Match	1st Game	2nd Game	3rd Game	4th Game	5th Game
KRAMER Lukas	AUT	2	4	11	11	3	10
PRATUEANGPAIBOON Wittaya	THA	3	11	4	8	11	12
	Duration	23min	3min	3min	5min	4min	8min

Match No: WS61

Table: Table 3

Umpires:

Player Statistics	KRAMER Lukas (AUT)						PRATUEANGPAIBOON Wittaya (THA)					
	Game					Match	Game					Match
	1	2	3	4	5		1	2	3	4	5	
Points won	4	11	11	3	10	39	11	4	8	11	12	46
Biggest lead	2	7	3	-	3	7	7	1	1	8	2	8
Points won on own serve	1	6	5	2	7	21	5	2	4	5	8	24
Points lost on own serve	6	2	4	6	4	22	3	5	6	1	3	18
Most consecutive points won	2	6	4	1	4	6	8	2	3	4	3	8
Greatest deficit overcome	-	1	1	-	-	1	2	-	-	-	3	3
Handedness/Grip												

Game/Match Statistics	Game					Match
	1	2	3	4	5	
Longest rally (strokes)	13	7	13	13	19	19
Average rally	3	3	5	5	6	5

#### Game Progress

1	KRAMER Lukas (AUT)	0	*2	2	*3	4	*4	4	*4	4				
	PRATUEANGPAIBOON Wittaya (THA)	*0	0	*2	3	*4	6	*8	10	11				
2	KRAMER Lukas (AUT)	*0	1	*2	4	*6	7	*8	10	11				
	PRATUEANGPAIBOON Wittaya (THA)	0	*1	2	*2	2	*3	4	*4	4				
3	KRAMER Lukas (AUT)	0	*1	2	*4	5	*6	6	*7	9	*10	11		
	PRATUEANGPAIBOON Wittaya (THA)	*0	1	*2	2	*3	4	*6	7	*7	8	8		
4	KRAMER Lukas (AUT)	*0	0	*0	1	*1	2	*3	3					
	PRATUEANGPAIBOON Wittaya (THA)	0	*2	4	*5	7	*8	9	11					
5	KRAMER Lukas (AUT)	0	*1	3	*4	5	*6	7	*7	8	*8	10	*10	10
	PRATUEANGPAIBOON Wittaya (THA)	*0	1	*1	2	*3	4	*5	7	*8	10	*10	11	12

#### LEGEND

\* Server

MS Men's Single

MT Men's Team

No. Number

WS Women's Single

WT Women's Team

Note: The "Greatest deficit overcome" only applies when the player ends up winning the game.

TTM1A02\_73A 1.0

Page 1 / 1

Report Created TUE 25 JUL 2017 10:46



WED 26 JUL 2017

### Match Results

Start Time 09:00

VELIIEV Anton (UKR)

3 - 0

KRAMER Lukas (AUT)

#### Game Summary

		Match	1st Game	2nd Game	3rd Game
VELIIEV Anton	UKR	3	11	11	17
KRAMER Lukas	AUT	0	9	7	15
Duration		17min	4min	5min	8min

Match No: WS80

Table: Table 2

Umpires:

Player Statistics	VELIIEV Anton (UKR)				KRAMER Lukas (AUT)			
	Game			Match	Game			Match
	1	2	3		1	2	3	
Points won	11	11	17	39	9	7	15	31
Biggest lead	3	4	3	4	-	-	2	2
Points won on own serve	7	6	10	23	6	3	9	18
Points lost on own serve	3	4	6	13	4	5	7	16
Most consecutive points won	3	4	4	4	3	2	4	4
Greatest deficit overcome	-	-	2	2	-	-	-	-
Handedness/Grip								

Game/Match Statistics	Game			Match
	1	2	3	
Longest rally (strokes)	16	7	14	16
Average rally	4	4	3	3

#### Game Progress

1	VELIIEV Anton (UKR)	0	*2	3	*3	4	*5	7	*8	9	*9	11	KRAMER Lukas (AUT)	*0	0	*1	3	*4	5	*5	6	*7	9	9												
2	VELIIEV Anton (UKR)	*0	1	*3	3	*4	5	*7	9	*9	11	KRAMER Lukas (AUT)	0	*1	1	*3	4	*5	5	*5	7	7														
3	VELIIEV Anton (UKR)	0	*1	3	*4	4	*5	6	*6	8	*9	10	*11	12	*13	14	*15	17	KRAMER Lukas (AUT)	*0	1	*1	2	*4	5	*6	8	*8	9	*10	11	*12	13	*14	15	15

#### LEGEND

\* Server

MS Men's Single

MT Men's Team

No. Number

WS Women's Single

WT Women's Team

Note: The "Greatest deficit overcome" only applies when the player ends up winning the game.



WED 26 JUL 2017

### Match Results

Start Time 09:00

KEINATH Thomas (SVK)

3 - 0

PRATUEANGPAIBOON Wittaya (THA)

#### Game Summary

		Match	1st Game	2nd Game	3rd Game
KEINATH Thomas	SVK	3	11	11	11
PRATUEANGPAIBOON Wittaya	THA	0	3	5	9
Duration		11min	2min	4min	5min

Match No: WS99

Table: Table 3

Umpires:

Player Statistics	KEINATH Thomas (SVK)				PRATUEANGPAIBOON Wittaya (THA)			
	Game			Match	Game			Match
	1	2	3		1	2	3	
Points won	11	11	11	33	3	5	9	17
Biggest lead	8	6	4	8	-	-	2	2
Points won on own serve	5	7	7	19	2	4	6	12
Points lost on own serve	1	1	3	5	6	4	4	14
Most consecutive points won	5	4	6	6	1	2	4	4
Greatest deficit overcome	-	-	2	2	-	-	-	-
Handedness/Grip								

Game/Match Statistics	Game			Match
	1	2	3	
Longest rally (strokes)	7	8	4	8
Average rally	2	4	2	3

#### Game Progress

1	KEINATH Thomas (SVK)	0	*2	4	*5	6	*8	10	11			
	PRATUEANGPAIBOON Wittaya (THA)	*0	0	*0	1	*2	2	*2	3			
2	KEINATH Thomas (SVK)	*0	2	*3	4	*4	6	*7	9	11		
	PRATUEANGPAIBOON Wittaya (THA)	0	*0	1	*2	4	*4	5	*5	5		
3	KEINATH Thomas (SVK)	0	*0	2	*4	6	*6	7	*8	8	*9	11
	PRATUEANGPAIBOON Wittaya (THA)	*0	2	*2	2	*2	4	*5	6	*8	9	9

#### LEGEND

\* Server

MS Men's Single

MT Men's Team

No. Number

WS Women's Single

WT Women's Team

Note: The "Greatest deficit overcome" only applies when the player ends up winning the game.



TUE 25 JUL 2017

## Match Results

Start Time 09:00

ZAKLADNYI Gennadii (UKR)

3 - 0

ODUPITAN Adetayo (NGR)

### Game Summary

		Match	1st Game	2nd Game	3rd Game
ZAKLADNYI Gennadii	UKR	3	11	11	11
ODUPITAN Adetayo	NGR	0	0	0	0
Duration		0min	0min	0min	0min

Match No: WS3

Table: Table 4

Umpires:

Player Statistics	ZAKLADNYI Gennadii (UKR)				ODUPITAN Adetayo (NGR)			
	Game			Match	Game			Match
	1	2	3		1	2	3	
Points won	-	-	-	-	-	-	-	-
Biggest lead	-	-	-	-	-	-	-	-
Points won on own serve	-	-	-	-	-	-	-	-
Points lost on own serve	-	-	-	-	-	-	-	-
Most consecutive points won	-	-	-	-	-	-	-	-
Greatest deficit overcome	-	-	-	-	-	-	-	-
Handedness/Grip								

Game/Match Statistics	Game			Match
	1	2	3	
Longest rally (strokes)	-	-	-	-
Average rally	-	-	-	-

### LEGEND

\* Server

MS Men's Single

MT Men's Team

No. Number

WS Women's Single

WT Women's Team

**Note:** The "Greatest deficit overcome" only applies when the player ends up winning the game.

TTM1A03\_73A 1.0

Page 1 / 1

Report Created TUE 25 JUL 2017 10:47





TUE 25 JUL 2017

### Match Results

Start Time 09:00

SZELIGA Adrian (POL)

3 - 0

JEON Gyungwoo (KOR)

#### Game Summary

		Match	1st Game	2nd Game	3rd Game
<b>SZELIGA Adrian</b>	<b>POL</b>	<b>3</b>	11	13	11
<b>JEON Gyungwoo</b>	<b>KOR</b>	<b>0</b>	8	11	6
Duration		<b>15min</b>	5min	6min	4min

Match No: WS23

Table: Table 5

Umpires:

Player Statistics	SZELIGA Adrian (POL)				JEON Gyungwoo (KOR)			
	Game			Match	Game			Match
	1	2	3		1	2	3	
Points won	11	13	11	35	8	11	6	25
Biggest lead	3	2	5	5	1	1	3	3
Points won on own serve	5	7	5	17	4	6	3	13
Points lost on own serve	4	5	3	12	6	6	6	18
Most consecutive points won	4	3	6	6	3	3	3	3
Greatest deficit overcome	1	1	3	3	-	-	-	-
Handedness/Grip								

Game/Match Statistics	Game			Match
	1	2	3	
Longest rally (strokes)	6	10	7	10
Average rally	3	4	3	4

#### Game Progress

1	SZELIGA Adrian (POL)	0	*1	2	*4	5	*6	7	*7	8	*10	11	JEON Gyungwoo (KOR)	*0	1	*2	2	*3	4	*5	7	*8	8	8								
2	SZELIGA Adrian (POL)	*0	1	*2	3	*5	5	*6	8	*8	9	*10	11	*11	12	13	JEON Gyungwoo (KOR)	0	*1	2	*3	3	*5	6	*6	8	*9	10	*10	11	*11	11
3	SZELIGA Adrian (POL)	0	*1	1	*2	3	*5	7	*8	10	11	JEON Gyungwoo (KOR)	*0	1	*3	4	*5	5	*5	6	*6	6										

#### LEGEND

\* Server

MS Men's Single

MT Men's Team

No. Number

WS Women's Single

WT Women's Team

Note: The "Greatest deficit overcome" only applies when the player ends up winning the game.

TTM1A03\_73A 1.0

Page 1 / 1

Report Created TUE 25 JUL 2017 10:47



TUE 25 JUL 2017

### Match Results

Start Time 13:30

ZAKLADNYI Gennadii (UKR)

3 - 0

SZELIGA Adrian (POL)

#### Game Summary

		Match	1st Game	2nd Game	3rd Game
ZAKLADNYI Gennadii	UKR	3	11	11	11
SZELIGA Adrian	POL	0	6	5	1
Duration		8min	3min	3min	2min

Match No: WS43

Table: Table 4

Umpires:

Player Statistics	ZAKLADNYI Gennadii (UKR)				SZELIGA Adrian (POL)			
	Game			Match	Game			Match
	1	2	3		1	2	3	
Points won	11	11	11	33	6	5	1	12
Biggest lead	7	6	10	10	-	-	-	-
Points won on own serve	7	7	5	19	4	4	-	8
Points lost on own serve	2	1	1	4	4	4	6	14
Most consecutive points won	7	3	7	7	2	2	1	2
Greatest deficit overcome	-	-	-	-	-	-	-	-
Handedness/Grip								

Game/Match Statistics	Game			Match
	1	2	3	
Longest rally (strokes)	4	5	6	6
Average rally	2	2	3	2

#### Game Progress

1	ZAKLADNYI Gennadii (UKR)	*0	1	*2	4	*6	8	*9	10	*10	11
	SZELIGA Adrian (POL)	0	*1	2	*2	2	*2	3	*4	6	6
2	ZAKLADNYI Gennadii (UKR)	0	*1	3	*4	5	*6	8	*9	11	
	SZELIGA Adrian (POL)	*0	1	*1	2	*3	4	*4	5	5	
3	ZAKLADNYI Gennadii (UKR)	*0	2	*4	5	*7	9	11			
	SZELIGA Adrian (POL)	0	*0	0	*1	1	*1	1			

#### LEGEND

\* Server

MS Men's Single

MT Men's Team

No. Number

WS Women's Single

WT Women's Team

Note: The "Greatest deficit overcome" only applies when the player ends up winning the game.



TUE 25 JUL 2017

## Match Results

Start Time 13:30

ODUPITAN Adetayo (NGR)

0 - 3

JEON Gyungwoo (KOR)

### Game Summary

		Match	1st Game	2nd Game	3rd Game
ODUPITAN Adetayo	NGR	0	0	0	0
<b>JEON Gyungwoo</b>	<b>KOR</b>	<b>3</b>	11	11	11
Duration		0min	0min	0min	0min

Match No: WS62

Table: Table 5

Umpires:

Player Statistics	ODUPITAN Adetayo (NGR)				JEON Gyungwoo (KOR)			
	Game			Match	Game			Match
	1	2	3		1	2	3	
Points won	-	-	-	-	-	-	-	-
Biggest lead	-	-	-	-	-	-	-	-
Points won on own serve	-	-	-	-	-	-	-	-
Points lost on own serve	-	-	-	-	-	-	-	-
Most consecutive points won	-	-	-	-	-	-	-	-
Greatest deficit overcome	-	-	-	-	-	-	-	-
Handedness/Grip								

Game/Match Statistics	Game			Match
	1	2	3	
Longest rally (strokes)	-	-	-	-
Average rally	-	-	-	-

### LEGEND

\* Server

**MS** Men's Single

**MT** Men's Team

**No.** Number

**WS** Women's Single

**WT** Women's Team

**Note:** The "Greatest deficit overcome" only applies when the player ends up winning the game.

TTM1A03\_73A 1.0

Page 1 / 1

Report Created TUE 25 JUL 2017 10:47



WED 26 JUL 2017

## Match Results

Start Time 09:00

**SZELIGA Adrian (POL)**

**3 - 0**

**ODUPITAN Adetayo (NGR)**

### Game Summary

		Match	1st Game	2nd Game	3rd Game
<b>SZELIGA Adrian</b>	<b>POL</b>	<b>3</b>	11	11	11
ODUPITAN Adetayo	NGR	0	0	0	0
Duration		0min	0min	0min	0min

Match No: WS81

Table: Table 4

Umpires:

Player Statistics	SZELIGA Adrian (POL)				ODUPITAN Adetayo (NGR)			
	Game			Match	Game			Match
	1	2	3		1	2	3	
Points won	-	-	-	-	-	-	-	-
Biggest lead	-	-	-	-	-	-	-	-
Points won on own serve	-	-	-	-	-	-	-	-
Points lost on own serve	-	-	-	-	-	-	-	-
Most consecutive points won	-	-	-	-	-	-	-	-
Greatest deficit overcome	-	-	-	-	-	-	-	-
Handedness/Grip								

Game/Match Statistics	Game			Match
	1	2	3	
Longest rally (strokes)	-	-	-	-
Average rally	-	-	-	-

### LEGEND

\* Server

**MS** Men's Single

**MT** Men's Team

**No.** Number

**WS** Women's Single

**WT** Women's Team

**Note:** The "Greatest deficit overcome" only applies when the player ends up winning the game.

TTM1A03\_73A 1.0

Page 1 / 1

Report Created TUE 25 JUL 2017 10:47



WED 26 JUL 2017

### Match Results

Start Time 09:00

ZAKLADNYI Gennadii (UKR)

3 - 0

JEON Gyungwoo (KOR)

#### Game Summary

		Match	1st Game	2nd Game	3rd Game
ZAKLADNYI Gennadii	UKR	3	11	11	11
JEON Gyungwoo	KOR	0	7	4	3
Duration		7min	3min	2min	2min

Match No: WS100

Table: Table 5

Umpires:

Player Statistics	ZAKLADNYI Gennadii (UKR)				JEON Gyungwoo (KOR)			
	Game			Match	Game			Match
	1	2	3		1	2	3	
Points won	11	11	11	33	7	4	3	14
Biggest lead	5	7	8	8	2	2	2	2
Points won on own serve	5	6	6	17	4	2	3	9
Points lost on own serve	3	2	-	5	6	5	5	16
Most consecutive points won	4	8	9	9	2	2	2	2
Greatest deficit overcome	2	2	2	2	-	-	-	-
Handedness/Grip								

Game/Match Statistics	Game			Match
	1	2	3	
Longest rally (strokes)	8	8	8	8
Average rally	4	3	4	4

#### Game Progress

1	ZAKLADNYI Gennadii (UKR)	0	*0	2	*3	4	*6	7	*9	10	11
	JEON Gyungwoo (KOR)	*0	2	*2	3	*4	4	*5	5	*6	7
2	ZAKLADNYI Gennadii (UKR)	*0	1	*1	3	*5	7	*9	10	11	
	JEON Gyungwoo (KOR)	0	*1	3	*3	3	*3	3	*4	4	
3	ZAKLADNYI Gennadii (UKR)	0	*0	2	*3	5	*7	9	11		
	JEON Gyungwoo (KOR)	*0	2	*2	3	*3	3	*3	3		

#### LEGEND

\* Server

MS Men's Single

MT Men's Team

No. Number

WS Women's Single

WT Women's Team

Note: The "Greatest deficit overcome" only applies when the player ends up winning the game.

TTM1A03\_73A 1.0

Page 1 / 1

Report Created TUE 25 JUL 2017 10:47



TUE 25 JUL 2017

### Match Results

Start Time 09:00

JUCHNA Gintautas (LTU)

3 - 0

MUKHERJEE Tanuj (IND)

#### Game Summary

		Match	1st Game	2nd Game	3rd Game
JUCHNA Gintautas	LTU	3	11	11	11
MUKHERJEE Tanuj	IND	0	6	2	2
Duration		1min	0min	0min	1min

Match No: WS4

Table: Table 7

Umpires:

Player Statistics	JUCHNA Gintautas (LTU)				MUKHERJEE Tanuj (IND)			
	Game			Match	Game			Match
	1	2	3		1	2	3	
Points won	11	11	11	33	6	2	2	10
Biggest lead	10	10	9	10	-	-	-	-
Points won on own serve	7	4	6	17	4	-	1	5
Points lost on own serve	2	2	1	5	4	7	5	16
Most consecutive points won	10	10	6	10	6	2	1	6
Greatest deficit overcome	-	-	-	-	-	-	-	-
Handedness/Grip								

Game/Match Statistics	Game			Match
	1	2	3	
Longest rally (strokes)	-	-	6	6
Average rally	-	-	2	1

#### Game Progress

1	JUCHNA Gintautas (LTU)	*0	2	*4	6	*8	10	*10	10	*10	11
	MUKHERJEE Tanuj (IND)	0	*0	0	*0	0	*0	2	*4	6	6
2	JUCHNA Gintautas (LTU)	0	*2	4	*6	8	*10	10	11		
	MUKHERJEE Tanuj (IND)	*0	0	*0	0	*0	0	*2	2		
3	JUCHNA Gintautas (LTU)	*0	2	*4	5	*6	8	*10	11		
	MUKHERJEE Tanuj (IND)	0	*0	0	*1	2	*2	2	2		

#### LEGEND

\* Server

MS Men's Single

MT Men's Team

No. Number

WS Women's Single

WT Women's Team

Note: The "Greatest deficit overcome" only applies when the player ends up winning the game.



TUE 25 JUL 2017

### Match Results

Start Time 09:00

BENCSIK Gergely (HUN)

1 - 3

TIAN Jiping (CHN)

#### Game Summary

		Match	1st Game	2nd Game	3rd Game	4th Game
BENCSIK Gergely	HUN	1	11	12	10	1
TIAN Jiping	CHN	3	6	14	12	11
	Duration	11min	0min	3min	6min	2min

Match No: WS24

Table: Table 8

Umpires:

Player Statistics	BENCSIK Gergely (HUN)					TIAN Jiping (CHN)				
	Game				Match	Game				Match
	1	2	3	4		1	2	3	4	
Points won	11	12	10	1	34	6	14	12	11	43
Biggest lead	10	9	2	-	10	-	2	2	10	10
Points won on own serve	4	6	3	1	14	2	7	4	6	19
Points lost on own serve	4	7	8	5	24	7	6	7	-	20
Most consecutive points won	10	9	3	1	10	6	10	4	8	10
Greatest deficit overcome	-	-	-	-	-	-	9	2	-	9
Handedness/Grip										

Game/Match Statistics	Game				Match
	1	2	3	4	
Longest rally (strokes)	-	10	9	6	10
Average rally	-	1	4	4	2

#### Game Progress

1	BENCSIK Gergely (HUN)	0	*2	4	*6	8	*10	10	*10	10	11	TIAN Jiping (CHN)	*0	0	*0	0	*0	0	*2	4	*6	6														
2	BENCSIK Gergely (HUN)	*0	2	*4	6	*8	9	*9	9	*9	9	*10	10	*11	12	*12	12	12	TIAN Jiping (CHN)	0	*0	0	*0	0	*1	3	*5	7	*9	10	*11	11	*11	12	*13	14
3	BENCSIK Gergely (HUN)	0	*1	2	*3	4	*6	6	*7	8	*10	10	*10	10	TIAN Jiping (CHN)	*0	1	*2	3	*4	4	*6	7	*8	8	*10	11	12								
4	BENCSIK Gergely (HUN)	*0	0	*0	0	*0	1	1	TIAN Jiping (CHN)	0	*2	4	*6	8	*9	11																				

#### LEGEND

\* Server

MS Men's Single

MT Men's Team

No. Number

WS Women's Single

WT Women's Team

Note: The "Greatest deficit overcome" only applies when the player ends up winning the game.



TUE 25 JUL 2017

## Match Results

Start Time 13:30

JUCHNA Gintautas (LTU)

3 - 0

BENCSIK Gergely (HUN)

### Game Summary

		Match	1st Game	2nd Game	3rd Game
<b>JUCHNA Gintautas</b>	<b>LTU</b>	<b>3</b>	11	11	11
<b>BENCSIK Gergely</b>	<b>HUN</b>	<b>0</b>	1	3	2
Duration		<b>6min</b>	2min	2min	2min

Match No: WS44

Table: Table 7

Umpires:

Player Statistics	JUCHNA Gintautas (LTU)				BENCSIK Gergely (HUN)			
	Game			Match	Game			Match
	1	2	3		1	2	3	
Points won	11	11	11	33	1	3	2	6
Biggest lead	10	8	9	10	-	-	-	-
Points won on own serve	6	6	6	18	1	3	1	5
Points lost on own serve	-	-	1	1	5	5	5	15
Most consecutive points won	6	5	6	6	1	1	1	1
Greatest deficit overcome	-	-	-	-	-	-	-	-
Handedness/Grip								

Game/Match Statistics	Game			Match
	1	2	3	
Longest rally (strokes)	4	10	8	10
Average rally	2	3	4	3

### Game Progress

1	JUCHNA Gintautas (LTU)	*0	2	*4	6	*7	9	11
	BENCSIK Gergely (HUN)	0	*0	0	*0	1	*1	1
2	JUCHNA Gintautas (LTU)	0	*2	4	*5	7	*8	10
	BENCSIK Gergely (HUN)	*0	0	*0	1	*1	2	*2
3	JUCHNA Gintautas (LTU)	*0	1	*3	5	*6	8	*10
	BENCSIK Gergely (HUN)	0	*1	1	*1	2	*2	2

### LEGEND

\* Server

**MS** Men's Single

**MT** Men's Team

**No.** Number

**WS** Women's Single

**WT** Women's Team

**Note:** The "Greatest deficit overcome" only applies when the player ends up winning the game.





TUE 25 JUL 2017

## Match Results

Start Time 13:30

MUKHERJEE Tanuj (IND)

0 - 3

TIAN Jiping (CHN)

### Game Summary

		Match	1st Game	2nd Game	3rd Game
MUKHERJEE Tanuj	IND	0	5	5	2
TIAN Jiping	CHN	3	11	11	11
Duration		7min	3min	2min	2min

Match No: WS63

Table: Table 8

Umpires:

Player Statistics	MUKHERJEE Tanuj (IND)				TIAN Jiping (CHN)			
	Game			Match	Game			Match
	1	2	3		1	2	3	
Points won	5	5	2	12	11	11	11	33
Biggest lead	1	-	-	1	6	6	9	9
Points won on own serve	2	3	1	6	5	6	6	17
Points lost on own serve	6	5	5	16	3	2	1	6
Most consecutive points won	2	1	1	2	5	4	5	5
Greatest deficit overcome	-	-	-	-	1	-	-	1
Handedness/Grip								

Game/Match Statistics	Game			Match
	1	2	3	
Longest rally (strokes)	8	9	10	10
Average rally	4	4	4	4

### Game Progress

1	MUKHERJEE Tanuj (IND)	0	*1	1	*2	3	*4	5	*5	5
	TIAN Jiping (CHN)	*0	1	*3	4	*5	6	*7	9	11
2	MUKHERJEE Tanuj (IND)	*0	1	*1	2	*3	4	*5	5	5
	TIAN Jiping (CHN)	0	*1	3	*4	5	*6	7	*9	11
3	MUKHERJEE Tanuj (IND)	0	*0	0	*1	1	*1	2	2	
	TIAN Jiping (CHN)	*0	2	*4	5	*7	9	*10	11	

### LEGEND

\* Server

MS Men's Single

MT Men's Team

No. Number

WS Women's Single

WT Women's Team

Note: The "Greatest deficit overcome" only applies when the player ends up winning the game.

TTM1A04\_73A 1.0

Page 1 / 1

Report Created TUE 25 JUL 2017 10:48



WED 26 JUL 2017

### Match Results

Start Time 09:00

**BENCSEK Gergely (HUN)**

**3 - 2**

**MUKHERJEE Tanuj (IND)**

**Game Summary**

		Match	1st Game	2nd Game	3rd Game	4th Game	5th Game
<b>BENCSEK Gergely</b>	<b>HUN</b>	<b>3</b>	9	11	8	11	11
<b>MUKHERJEE Tanuj</b>	<b>IND</b>	<b>2</b>	11	9	11	9	9
	Duration	<b>20min</b>	4min	4min	4min	4min	4min

Match No: WS82

Table: Table 7

Umpires:

Player Statistics	BENCSEK Gergely (HUN)						MUKHERJEE Tanuj (IND)					
	Game					Match	Game					Match
	1	2	3	4	5		1	2	3	4	5	
Points won	9	11	8	11	11	50	11	9	11	9	9	49
Biggest lead	1	2	-	2	2	2	3	2	4	-	4	4
Points won on own serve	4	8	4	8	7	31	5	7	6	7	6	31
Points lost on own serve	6	2	5	2	3	18	5	3	4	3	4	19
Most consecutive points won	2	4	2	2	5	5	4	3	3	2	6	6
Greatest deficit overcome	-	2	-	-	4	4	1	-	-	-	-	1
Handedness/Grip												

Game/Match Statistics	Game					Match
	1	2	3	4	5	
Longest rally (strokes)	9	6	6	7	13	13
Average rally	5	3	4	5	5	4

**Game Progress**

1	BENCSEK Gergely (HUN)	0	*1	2	*3	4	*5	6	*7	7	*8	9
	MUKHERJEE Tanuj (IND)	*0	1	*2	3	*4	5	*6	7	*9	10	11
2	BENCSEK Gergely (HUN)	*0	2	*2	4	*4	5	*6	7	*7	9	11
	MUKHERJEE Tanuj (IND)	0	*0	2	*2	4	*5	6	*7	9	*9	9
3	BENCSEK Gergely (HUN)	0	*1	1	*2	3	*4	5	*5	7	*8	8
	MUKHERJEE Tanuj (IND)	*0	1	*3	4	*5	6	*7	9	*9	10	11
4	BENCSEK Gergely (HUN)	*0	2	*2	4	*4	6	*6	7	*9	10	11
	MUKHERJEE Tanuj (IND)	0	*0	2	*2	4	*4	6	*7	7	*8	9
5	BENCSEK Gergely (HUN)	0	*1	3	*3	3	*3	5	*6	7	*9	11
	MUKHERJEE Tanuj (IND)	*0	1	*1	3	*5	7	*7	8	*9	9	9

**LEGEND**

\* Server

**MS** Men's Single

**MT** Men's Team

**No.** Number

**WS** Women's Single

**WT** Women's Team

**Note:** The "Greatest deficit overcome" only applies when the player ends up winning the game.



WED 26 JUL 2017

### Match Results

Start Time 09:00

JUCHNA Gintautas (LTU)

1 - 3

TIAN Jiping (CHN)

#### Game Summary

		Match	1st Game	2nd Game	3rd Game	4th Game
JUCHNA Gintautas	LTU	1	9	11	8	9
TIAN Jiping	CHN	3	11	8	11	11
	Duration	19min	4min	4min	5min	6min

Match No: WS101

Table: Table 8

Umpires:

Player Statistics	JUCHNA Gintautas (LTU)					TIAN Jiping (CHN)				
	Game				Match	Game				Match
	1	2	3	4		1	2	3	4	
Points won	9	11	8	9	37	11	8	11	11	41
Biggest lead	2	3	-	1	3	3	3	3	4	4
Points won on own serve	4	6	5	3	18	5	4	7	4	20
Points lost on own serve	6	4	4	7	21	5	5	3	6	19
Most consecutive points won	3	4	3	3	4	5	3	3	3	5
Greatest deficit overcome	-	3	-	-	3	2	-	-	1	2
Handedness/Grip										

Game/Match Statistics	Game				Match
	1	2	3	4	
Longest rally (strokes)	10	7	8	15	15
Average rally	5	4	4	5	5

#### Game Progress

1	JUCHNA Gintautas (LTU)	0	*1	2	*3	4	*6	6	*6	7	*8	9
	TIAN Jiping (CHN)	*0	1	*2	3	*4	4	*6	8	*9	10	11
2	JUCHNA Gintautas (LTU)	*0	0	*1	2	*3	5	*6	7	*8	10	11
	TIAN Jiping (CHN)	0	*2	3	*4	5	*5	6	*7	8	*8	8
3	JUCHNA Gintautas (LTU)	0	*0	1	*3	4	*4	5	*6	8	*8	8
	TIAN Jiping (CHN)	*0	2	*3	3	*4	6	*7	8	*8	10	11
4	JUCHNA Gintautas (LTU)	*0	0	*1	1	*3	4	*5	7	*8	8	9
	TIAN Jiping (CHN)	0	*2	3	*5	5	*6	7	*7	8	*10	11

#### LEGEND

\* Server

MS Men's Single

MT Men's Team

No. Number

WS Women's Single

WT Women's Team

Note: The "Greatest deficit overcome" only applies when the player ends up winning the game.

TTM1A04\_73A 1.0

Page 1 / 1

Report Created TUE 25 JUL 2017 10:48



TUE 25 JUL 2017

## Match Results

Start Time 09:30

TAKINAS Devidas (LTU)

3 - 0

ADENIRAN Isamila Saka (NGR)

### Game Summary

		Match	1st Game	2nd Game	3rd Game
<b>TAKINAS Devidas</b>	<b>LTU</b>	<b>3</b>	11	11	11
<b>ADENIRAN Isamila Saka</b>	<b>NGR</b>	<b>0</b>	0	0	0
Duration		<b>0min</b>	0min	0min	0min

Match No: WS5

Table: Table 9

Umpires:

Player Statistics	TAKINAS Devidas (LTU)				ADENIRAN Isamila Saka (NGR)			
	Game			Match	Game			Match
	1	2	3		1	2	3	
Points won	11	11	11	33	-	-	-	-
Biggest lead	11	11	11	11	-	-	-	-
Points won on own serve	6	5	6	17	-	-	-	-
Points lost on own serve	-	-	-	-	5	6	5	16
Most consecutive points won	11	11	11	11	-	-	-	-
Greatest deficit overcome	-	-	-	-	-	-	-	-
Handedness/Grip								

Game/Match Statistics	Game			Match
	1	2	3	
Longest rally (strokes)	-	-	-	-
Average rally	-	-	-	-

### Game Progress

1	<b>TAKINAS Devidas (LTU)</b>	*0	2	*4	6	*8	10	11
	ADENIRAN Isamila Saka (NGR)	0	*0	0	*0	0	*0	0
2	<b>TAKINAS Devidas (LTU)</b>	0	*2	4	*6	8	*10	11
	ADENIRAN Isamila Saka (NGR)	*0	0	*0	0	*0	0	0
3	<b>TAKINAS Devidas (LTU)</b>	*0	2	*4	6	*8	10	11
	ADENIRAN Isamila Saka (NGR)	0	*0	0	*0	0	*0	0

### LEGEND

\* Server

**MS** Men's Single

**MT** Men's Team

**No.** Number

**WS** Women's Single

**WT** Women's Team

**Note:** The "Greatest deficit overcome" only applies when the player ends up winning the game.

TTM1A05\_73A 1.0

Page 1 / 1

Report Created TUE 25 JUL 2017 10:49



TUE 25 JUL 2017

## Match Results

Start Time 09:30

NAIK Ullas (IND)

3 - 0

KURBANOV Azizbek (UZB)

### Game Summary

		Match	1st Game	2nd Game	3rd Game
<b>NAIK Ullas</b>	<b>IND</b>	<b>3</b>	11	11	11
KURBANOV Azizbek	UZB	0	4	7	8
Duration		7min	2min	2min	3min

Match No: WS25

Table: Table 1

Umpires:

Player Statistics	NAIK Ullas (IND)				KURBANOV Azizbek (UZB)			
	Game			Match	Game			Match
	1	2	3		1	2	3	
Points won	11	11	11	33	4	7	8	19
Biggest lead	7	8	5	8	-	-	2	2
Points won on own serve	6	4	5	15	2	3	3	8
Points lost on own serve	2	4	5	11	5	7	6	18
Most consecutive points won	4	6	6	6	2	5	2	5
Greatest deficit overcome	-	-	2	2	-	-	-	-
Handedness/Grip								

Game/Match Statistics	Game			Match
	1	2	3	
Longest rally (strokes)	6	8	11	11
Average rally	3	4	4	3

### Game Progress

1	NAIK Ullas (IND)	*0	2	*4	5	*6	7	*8	10	11
	KURBANOV Azizbek (UZB)	0	*0	0	*1	2	*3	4	*4	4
2	NAIK Ullas (IND)	0	*2	4	*6	7	*9	10	*10	11
	KURBANOV Azizbek (UZB)	*0	0	*0	0	*1	1	*2	4	*6
3	NAIK Ullas (IND)	*0	0	*1	3	*5	7	*8	9	*10
	KURBANOV Azizbek (UZB)	0	*2	3	*3	3	*3	4	*5	6

### LEGEND

\* Server

MS Men's Single

MT Men's Team

No. Number

WS Women's Single

WT Women's Team

Note: The "Greatest deficit overcome" only applies when the player ends up winning the game.

TTM1A05\_73A 1.0

Page 1 / 1

Report Created TUE 25 JUL 2017 10:49



TUE 25 JUL 2017

### Match Results

Start Time 14:00

TAKINAS Deividas (LTU)

3 - 0

NAIK Ullas (IND)

#### Game Summary

		Match	1st Game	2nd Game	3rd Game
TAKINAS Deividas	LTU	3	11	11	11
NAIK Ullas	IND	0	7	4	5
Duration		7min	3min	2min	2min

Match No: WS45

Table: Table 9

Umpires:

Player Statistics	TAKINAS Deividas (LTU)				NAIK Ullas (IND)			
	Game			Match	Game			Match
	1	2	3		1	2	3	
Points won	11	11	11	33	7	4	5	16
Biggest lead	6	7	6	7	1	-	1	1
Points won on own serve	7	5	6	18	4	2	3	9
Points lost on own serve	3	2	2	7	4	6	5	15
Most consecutive points won	7	5	4	7	4	2	2	4
Greatest deficit overcome	1	-	1	1	-	-	-	-
Handedness/Grip								

Game/Match Statistics	Game			Match
	1	2	3	
Longest rally (strokes)	4	5	5	5
Average rally	2	3	3	2

#### Game Progress

1	TAKINAS Deividas (LTU)	*0	1	*2	4	*6	8	*9	9	*9	11
	NAIK Ullas (IND)	0	*1	2	*2	2	*2	3	*5	7	7
2	TAKINAS Deividas (LTU)	0	*2	4	*5	5	*7	9	*10	11	
	NAIK Ullas (IND)	*0	0	*0	1	*3	3	*3	4	4	
3	TAKINAS Deividas (LTU)	*0	1	*3	4	*4	6	*7	9	11	
	NAIK Ullas (IND)	0	*1	1	*2	4	*4	5	*5	5	

#### LEGEND

\* Server

MS Men's Single

MT Men's Team

No. Number

WS Women's Single

WT Women's Team

Note: The "Greatest deficit overcome" only applies when the player ends up winning the game.

TTM1A05\_73A 1.0

Page 1 / 1

Report Created TUE 25 JUL 2017 10:49



TUE 25 JUL 2017

## Match Results

Start Time 14:00

ADENIRAN Isamila Saka (NGR)

0 - 3

KURBANOV Azizbek (UZB)

### Game Summary

		Match	1st Game	2nd Game	3rd Game
ADENIRAN Isamila Saka	NGR	0	0	0	0
KURBANOV Azizbek	UZB	3	11	11	11
Duration		0min	0min	0min	0min

Match No: WS64

Table: Table 1

Umpires:

Player Statistics	ADENIRAN Isamila Saka (NGR)				KURBANOV Azizbek (UZB)			
	Game			Match	Game			Match
	1	2	3		1	2	3	
Points won	-	-	-	-	-	-	-	-
Biggest lead	-	-	-	-	-	-	-	-
Points won on own serve	-	-	-	-	-	-	-	-
Points lost on own serve	-	-	-	-	-	-	-	-
Most consecutive points won	-	-	-	-	-	-	-	-
Greatest deficit overcome	-	-	-	-	-	-	-	-
Handedness/Grip								

Game/Match Statistics	Game			Match
	1	2	3	
Longest rally (strokes)	-	-	-	-
Average rally	-	-	-	-

### LEGEND

\* Server

MS Men's Single

MT Men's Team

No. Number

WS Women's Single

WT Women's Team

**Note:** The "Greatest deficit overcome" only applies when the player ends up winning the game.

TTM1A05\_73A 1.0

Page 1 / 1

Report Created TUE 25 JUL 2017 10:49





WED 26 JUL 2017

## Match Results

Start Time 09:30

NAIK Ullas (IND)

3 - 0

ADENIRAN Isamila Saka (NGR)

### Game Summary

		Match	1st Game	2nd Game	3rd Game
<b>NAIK Ullas</b>	<b>IND</b>	<b>3</b>	11	11	11
ADENIRAN Isamila Saka	NGR	0	0	0	0
Duration		0min	0min	0min	0min

Match No: WS83

Table: Table 9

Umpires:

Player Statistics	NAIK Ullas (IND)				ADENIRAN Isamila Saka (NGR)			
	Game			Match	Game			Match
	1	2	3		1	2	3	
Points won	11	11	11	33	-	-	-	-
Biggest lead	11	11	11	11	-	-	-	-
Points won on own serve	6	5	6	17	-	-	-	-
Points lost on own serve	-	-	-	-	5	6	5	16
Most consecutive points won	11	11	11	11	-	-	-	-
Greatest deficit overcome	-	-	-	-	-	-	-	-
Handedness/Grip								

Game/Match Statistics	Game			Match
	1	2	3	
Longest rally (strokes)	-	-	-	-
Average rally	-	-	-	-

### Game Progress

1	NAIK Ullas (IND)	*0	2	*4	6	*8	10	11
	ADENIRAN Isamila Saka (NGR)	0	*0	0	*0	0	*0	0
2	NAIK Ullas (IND)	0	*2	4	*6	8	*10	11
	ADENIRAN Isamila Saka (NGR)	*0	0	*0	0	*0	0	0
3	NAIK Ullas (IND)	*0	2	*4	6	*8	10	11
	ADENIRAN Isamila Saka (NGR)	0	*0	0	*0	0	*0	0

### LEGEND

\* Server

MS Men's Single

MT Men's Team

No. Number

WS Women's Single

WT Women's Team

Note: The "Greatest deficit overcome" only applies when the player ends up winning the game.

TTM1A05\_73A 1.0

Page 1 / 1

Report Created TUE 25 JUL 2017 10:49





WED 26 JUL 2017

## Match Results

Start Time 09:30

TAKINAS Devidas (LTU)

3 - 0

KURBANOV Azizbek (UZB)

### Game Summary

		Match	1st Game	2nd Game	3rd Game
TAKINAS Devidas	LTU	3	11	11	11
KURBANOV Azizbek	UZB	0	5	3	3
Duration		5min	1min	2min	2min

Match No: WS102

Table: Table 1

Umpires:

Player Statistics	TAKINAS Devidas (LTU)				KURBANOV Azizbek (UZB)			
	Game			Match	Game			Match
	1	2	3		1	2	3	
Points won	11	11	11	33	5	3	3	11
Biggest lead	6	8	8	8	-	2	-	2
Points won on own serve	7	6	8	21	4	3	3	10
Points lost on own serve	1	-	-	1	4	5	3	12
Most consecutive points won	4	8	7	8	2	2	2	2
Greatest deficit overcome	-	2	-	2	-	-	-	-
Handedness/Grip								

Game/Match Statistics	Game			Match
	1	2	3	
Longest rally (strokes)	7	4	5	7
Average rally	2	3	3	2

### Game Progress

1	TAKINAS Devidas (LTU)	*0	2	*4	5	*5	7	*8	10	11
	KURBANOV Azizbek (UZB)	0	*0	0	*1	3	*3	4	*4	5
2	TAKINAS Devidas (LTU)	0	*0	2	*3	5	*7	9	11	
	KURBANOV Azizbek (UZB)	*0	2	*2	3	*3	3	*3	3	
3	TAKINAS Devidas (LTU)	*0	2	*4	6	*7	9	*9	11	
	KURBANOV Azizbek (UZB)	0	*0	0	*0	1	*1	3	3	

### LEGEND

\* Server

MS Men's Single

MT Men's Team

No. Number

WS Women's Single

WT Women's Team

Note: The "Greatest deficit overcome" only applies when the player ends up winning the game.

TTM1A05\_73A 1.0

Page 1 / 1

Report Created TUE 25 JUL 2017 10:49



TUE 25 JUL 2017

## Match Results

Start Time 09:30

ZHANG Chaoyue (CHN)

2 - 3

DANIYAROV Gaip (KAZ)

### Game Summary

		Match	1st Game	2nd Game	3rd Game	4th Game	5th Game
ZHANG Chaoyue	CHN	2	11	11	6	4	7
DANIYAROV Gaip	KAZ	3	9	7	11	11	11
Duration		16min	3min	3min	3min	3min	4min

Match No: WS6

Table: Table 2

Umpires:

Player Statistics	ZHANG Chaoyue (CHN)						DANIYAROV Gaip (KAZ)					
	Game					Match	Game					Match
	1	2	3	4	5		1	2	3	4	5	
Points won	11	11	6	4	7	39	9	7	11	11	11	49
Biggest lead	3	4	-	-	2	4	1	-	8	7	4	8
Points won on own serve	4	7	3	1	4	19	3	4	6	4	7	24
Points lost on own serve	6	3	5	7	4	25	7	4	3	3	3	20
Most consecutive points won	3	4	4	2	3	4	3	2	7	3	5	7
Greatest deficit overcome	1	-	-	-	-	1	-	-	-	-	2	2
Handedness/Grip												

Game/Match Statistics	Game					Match
	1	2	3	4	5	
Longest rally (strokes)	7	14	7	9	9	14
Average rally	3	4	4	4	4	4

### Game Progress

1	ZHANG Chaoyue (CHN)	0	*1	2	*4	4	*6	6	*8	9	*9	11
	DANIYAROV Gaip (KAZ)	*0	1	*2	2	*4	4	*6	6	*7	9	9
2	ZHANG Chaoyue (CHN)	*0	1	*3	5	*5	7	*7	8	*10	11	
	DANIYAROV Gaip (KAZ)	0	*1	1	*1	3	*3	5	*6	6	7	
3	ZHANG Chaoyue (CHN)	0	*0	0	*0	1	*2	2	*4	6	6	
	DANIYAROV Gaip (KAZ)	*0	2	*4	6	*7	8	*10	10	*10	11	
4	ZHANG Chaoyue (CHN)	*0	0	*1	1	*2	3	*4	4	4		
	DANIYAROV Gaip (KAZ)	0	*2	3	*5	6	*7	8	*10	11		
5	ZHANG Chaoyue (CHN)	0	*0	2	*3	4	*6	6	*6	7	7	
	DANIYAROV Gaip (KAZ)	*0	2	*2	3	*4	4	*6	8	*9	11	

### LEGEND

\* Server

MS Men's Single

MT Men's Team

No. Number

WS Women's Single

WT Women's Team

Note: The "Greatest deficit overcome" only applies when the player ends up winning the game.

TTM1A06\_73A 1.0

Page 1 / 1

Report Created TUE 25 JUL 2017 11:09





TUE 25 JUL 2017

### Match Results

Start Time 09:30

KUO Yueh-Tung (TPE)

3 - 0

HO Lok Wing (HKG)

#### Game Summary

		Match	1st Game	2nd Game	3rd Game
KUO Yueh-Tung	TPE	3	11	11	11
HO Lok Wing	HKG	0	3	4	2
Duration		5min	1min	2min	2min

Match No: WS26

Table: Table 3

Umpires:

Player Statistics	KUO Yueh-Tung (TPE)				HO Lok Wing (HKG)			
	Game			Match	Game			Match
	1	2	3		1	2	3	
Points won	11	11	11	33	3	4	2	9
Biggest lead	8	7	9	9	-	-	1	1
Points won on own serve	4	5	6	15	1	1	2	4
Points lost on own serve	2	3	-	5	7	6	5	18
Most consecutive points won	5	6	7	7	2	1	1	2
Greatest deficit overcome	-	-	1	1	-	-	-	-
Handedness/Grip								

Game/Match Statistics	Game			Match
	1	2	3	
Longest rally (strokes)	7	6	8	8
Average rally	3	4	4	4

#### Game Progress

1	KUO Yueh-Tung (TPE)	0	*2	3	*5	6	*7	9	11	
	HO Lok Wing (HKG)	*0	0	*1	1	*2	3	*3	3	
2	KUO Yueh-Tung (TPE)	*0	1	*3	4	*6	8	*9	10	11
	HO Lok Wing (HKG)	0	*1	1	*2	2	*2	3	*4	4
3	KUO Yueh-Tung (TPE)	0	*1	3	*4	6	*8	10	11	
	HO Lok Wing (HKG)	*0	1	*1	2	*2	2	*2	2	

#### LEGEND

\* Server

MS Men's Single

MT Men's Team

No. Number

WS Women's Single

WT Women's Team

Note: The "Greatest deficit overcome" only applies when the player ends up winning the game.

TTM1A06\_73A 1.0

Page 1 / 1

Report Created TUE 25 JUL 2017 11:09



TUE 25 JUL 2017

### Match Results

Start Time 14:00

ZHANG Chaoyue (CHN)

3 - 0

KUO Yueh-Tung (TPE)

#### Game Summary

		Match	1st Game	2nd Game	3rd Game
ZHANG Chaoyue	CHN	3	12	11	11
KUO Yueh-Tung	TPE	0	10	5	1
Duration		12min	6min	4min	2min

Match No: WS46

Table: Table 2

Umpires:

Player Statistics	ZHANG Chaoyue (CHN)				KUO Yueh-Tung (TPE)			
	Game			Match	Game			Match
	1	2	3		1	2	3	
Points won	12	11	11	34	10	5	1	16
Biggest lead	2	7	10	10	3	-	-	3
Points won on own serve	6	5	5	16	5	2	-	7
Points lost on own serve	5	3	1	9	6	6	6	18
Most consecutive points won	3	6	10	10	3	2	1	3
Greatest deficit overcome	3	-	-	3	-	-	-	-
Handedness/Grip								

Game/Match Statistics	Game			Match
	1	2	3	
Longest rally (strokes)	9	6	4	9
Average rally	4	3	2	3

#### Game Progress

1	ZHANG Chaoyue (CHN)	0	*1	2	*3	4	*4	5	*6	7	*9	10	*11	12
	KUO Yueh-Tung (TPE)	*0	1	*2	3	*4	6	*7	8	*9	9	*10	10	10
2	ZHANG Chaoyue (CHN)	*0	2	*4	6	*7	8	*9	9	11				
	KUO Yueh-Tung (TPE)	0	*0	0	*0	1	*2	3	*5	5				
3	ZHANG Chaoyue (CHN)	0	*2	4	*6	8	*10	11						
	KUO Yueh-Tung (TPE)	*0	0	*0	0	*0	0	1						

#### LEGEND

\* Server

MS Men's Single

MT Men's Team

No. Number

WS Women's Single

WT Women's Team

Note: The "Greatest deficit overcome" only applies when the player ends up winning the game.

TTM1A06\_73A 1.0

Page 1 / 1

Report Created TUE 25 JUL 2017 11:09



TUE 25 JUL 2017

## Match Results

Start Time 14:00

DANIYAROV Gaip (KAZ)

3 - 0

HO Lok Wing (HKG)

### Game Summary

		Match	1st Game	2nd Game	3rd Game
DANIYAROV Gaip	KAZ	3	11	11	11
HO Lok Wing	HKG	0	2	1	2
Duration		5min	0min	2min	3min

Match No: WS65

Table: Table 3

Umpires:

Player Statistics	DANIYAROV Gaip (KAZ)				HO Lok Wing (HKG)			
	Game			Match	Game			Match
	1	2	3		1	2	3	
Points won	11	11	11	33	2	1	2	5
Biggest lead	9	10	9	10	1	-	-	1
Points won on own serve	6	6	5	17	2	1	1	4
Points lost on own serve	-	-	1	1	5	5	6	16
Most consecutive points won	8	10	4	10	1	1	1	1
Greatest deficit overcome	1	-	-	1	-	-	-	-
Handedness/Grip								

Game/Match Statistics	Game			Match
	1	2	3	
Longest rally (strokes)	-	19	54	54
Average rally	-	8	13	7

### Game Progress

1	DANIYAROV Gaip (KAZ)	0	*1	3	*4	6	*8	10	11
	HO Lok Wing (HKG)	*0	1	*1	2	*2	2	*2	2
2	DANIYAROV Gaip (KAZ)	*0	2	*4	6	*8	10	11	
	HO Lok Wing (HKG)	0	*0	0	*0	0	*0	1	
3	DANIYAROV Gaip (KAZ)	0	*2	3	*5	7	*8	10	11
	HO Lok Wing (HKG)	*0	0	*1	1	*1	2	*2	2

### LEGEND

\* Server

MS Men's Single

MT Men's Team

No. Number

WS Women's Single

WT Women's Team

Note: The "Greatest deficit overcome" only applies when the player ends up winning the game.

TTM1A06\_73A 1.0

Page 1 / 1

Report Created TUE 25 JUL 2017 11:09



WED 26 JUL 2017

### Match Results

Start Time 09:30

KUO Yueh-Tung (TPE)

3 - 1

DANIYAROV Gaip (KAZ)

#### Game Summary

		Match	1st Game	2nd Game	3rd Game	4th Game
KUO Yueh-Tung	TPE	3	6	11	11	11
DANIYAROV Gaip	KAZ	1	11	9	7	7
	Duration	21min	4min	6min	5min	6min

Match No: WS84

Table: Table 2

Umpires:

Player Statistics	KUO Yueh-Tung (TPE)					DANIYAROV Gaip (KAZ)				
	Game				Match	Game				Match
	1	2	3	4		1	2	3	4	
Points won	6	11	11	11	39	11	9	7	7	34
Biggest lead	1	2	4	4	4	5	2	2	1	5
Points won on own serve	4	6	6	3	19	6	5	3	2	16
Points lost on own serve	5	4	4	5	18	2	5	5	8	20
Most consecutive points won	2	4	3	3	4	4	2	2	2	4
Greatest deficit overcome	-	2	2	1	2	1	-	-	-	1
Handedness/Grip										

Game/Match Statistics	Game				Match
	1	2	3	4	
Longest rally (strokes)	8	9	10	21	21
Average rally	4	4	5	5	5

#### Game Progress

1	KUO Yueh-Tung (TPE)	*0	1	*2	3	*3	4	*4	5	*6	6	
	DANIYAROV Gaip (KAZ)	0	*1	2	*3	5	*6	8	*9	10	11	
2	KUO Yueh-Tung (TPE)	0	*1	2	*3	4	*4	6	*8	8	*9	11
	DANIYAROV Gaip (KAZ)	*0	1	*2	3	*4	6	*6	6	*8	9	9
3	KUO Yueh-Tung (TPE)	*0	0	*2	3	*4	6	*7	8	*9	11	
	DANIYAROV Gaip (KAZ)	0	*2	2	*3	4	*4	5	*6	7	7	
4	KUO Yueh-Tung (TPE)	0	*1	2	*3	4	*6	7	*9	9	11	
	DANIYAROV Gaip (KAZ)	*0	1	*2	3	*4	4	*5	5	*7	7	

#### LEGEND

\* Server

MS Men's Single

MT Men's Team

No. Number

WS Women's Single

WT Women's Team

Note: The "Greatest deficit overcome" only applies when the player ends up winning the game.

TTM1A06\_73A 1.0

Page 1 / 1

Report Created TUE 25 JUL 2017 11:09



WED 26 JUL 2017

### Match Results

Start Time 09:30

ZHANG Chaoyue (CHN)

3 - 0

HO Lok Wing (HKG)

#### Game Summary

		Match	1st Game	2nd Game	3rd Game
ZHANG Chaoyue	CHN	3	11	11	11
HO Lok Wing	HKG	0	3	1	2
Duration		6min	2min	2min	2min

Match No: WS103

Table: Table 3

Umpires:

Player Statistics	ZHANG Chaoyue (CHN)				HO Lok Wing (HKG)			
	Game			Match	Game			Match
	1	2	3		1	2	3	
Points won	11	11	11	33	3	1	2	6
Biggest lead	8	10	9	10	-	-	-	-
Points won on own serve	5	5	5	15	2	-	1	3
Points lost on own serve	1	1	1	3	6	6	6	18
Most consecutive points won	4	10	9	10	2	1	1	2
Greatest deficit overcome	-	-	-	-	-	-	-	-
Handedness/Grip								

Game/Match Statistics	Game			Match
	1	2	3	
Longest rally (strokes)	11	13	10	13
Average rally	5	5	4	5

#### Game Progress

1	ZHANG Chaoyue (CHN)	0	*2	3	*4	6	*7	9	11
	HO Lok Wing (HKG)	*0	0	*1	2	*2	3	*3	3
2	ZHANG Chaoyue (CHN)	*0	1	*3	5	*7	9	11	
	HO Lok Wing (HKG)	0	*1	1	*1	1	*1	1	
3	ZHANG Chaoyue (CHN)	0	*2	4	*6	8	*9	10	11
	HO Lok Wing (HKG)	*0	0	*0	0	*0	1	*2	2

#### LEGEND

\* Server

MS Men's Single

MT Men's Team

No. Number

WS Women's Single

WT Women's Team

Note: The "Greatest deficit overcome" only applies when the player ends up winning the game.



TUE 25 JUL 2017

### Match Results

Start Time 09:30

MECHAU Mark (GER)

3 - 0

NG Kin Sing (HKG)

#### Game Summary

		Match	1st Game	2nd Game	3rd Game
MECHAU Mark	GER	3	11	11	11
NG Kin Sing	HKG	0	7	5	8
Duration		10min	3min	3min	4min

Match No: WS7

Table: Table 4

Umpires:

Player Statistics	MECHAU Mark (GER)				NG Kin Sing (HKG)			
	Game			Match	Game			Match
	1	2	3		1	2	3	
Points won	11	11	11	33	7	5	8	20
Biggest lead	5	6	6	6	-	1	-	1
Points won on own serve	6	5	7	18	5	2	6	13
Points lost on own serve	2	3	2	7	5	6	4	15
Most consecutive points won	4	6	4	6	2	2	3	3
Greatest deficit overcome	-	1	-	1	-	-	-	-
Handedness/Grip								

Game/Match Statistics	Game			Match
	1	2	3	
Longest rally (strokes)	7	8	6	8
Average rally	3	4	3	3

#### Game Progress

1	MECHAU Mark (GER)	0	*1	3	*5	6	*6	8	*9	10	11	
	NG Kin Sing (HKG)	*0	1	*1	1	*2	4	*4	5	*6	7	
2	MECHAU Mark (GER)	*0	1	*2	3	*5	7	*8	9	11		
	NG Kin Sing (HKG)	0	*1	2	*3	3	*3	4	*5	5		
3	MECHAU Mark (GER)	0	*1	3	*5	6	*7	9	*9	10	*10	11
	NG Kin Sing (HKG)	*0	1	*1	1	*2	3	*3	5	*6	8	8

#### LEGEND

\* Server

MS Men's Single

MT Men's Team

No. Number

WS Women's Single

WT Women's Team

Note: The "Greatest deficit overcome" only applies when the player ends up winning the game.

TTM1A07\_73A 1.0

Page 1 / 1

Report Created TUE 25 JUL 2017 11:07





TUE 25 JUL 2017

### Match Results

Start Time 09:30

RUTOWSKI Marek Jan (POL)

3 - 1

ZAPATA RIANO Jairo (COL)

#### Game Summary

		Match	1st Game	2nd Game	3rd Game	4th Game
RUTOWSKI Marek Jan	POL	3	11	11	7	11
ZAPATA RIANO Jairo	COL	1	5	5	11	8
	Duration	16min	3min	4min	4min	5min

Match No: WS27

Table: Table 5

Umpires:

Player Statistics	RUTOWSKI Marek Jan (POL)					ZAPATA RIANO Jairo (COL)				
	Game				Match	Game				Match
	1	2	3	4		1	2	3	4	
Points won	11	11	7	11	40	5	5	11	8	29
Biggest lead	6	8	-	3	8	-	-	6	1	6
Points won on own serve	4	6	3	7	20	1	3	4	6	14
Points lost on own serve	4	2	7	2	15	7	5	4	4	20
Most consecutive points won	5	8	4	4	8	3	2	4	3	4
Greatest deficit overcome	-	-	-	1	1	-	-	-	-	-
Handedness/Grip										

Game/Match Statistics	Game				Match
	1	2	3	4	
Longest rally (strokes)	11	11	8	7	11
Average rally	4	4	3	3	3

#### Game Progress

1	RUTOWSKI Marek Jan (POL)	*0	2	*4	5	*7	7	*8	9	11		
	ZAPATA RIANO Jairo (COL)	0	*0	0	*1	1	*3	4	*5	5		
2	RUTOWSKI Marek Jan (POL)	0	*2	4	*6	8	*8	9	*10	11		
	ZAPATA RIANO Jairo (COL)	*0	0	*0	0	*0	2	*3	4	5		
3	RUTOWSKI Marek Jan (POL)	*0	0	*1	1	*1	2	*3	5	*7	7	
	ZAPATA RIANO Jairo (COL)	0	*2	3	*5	7	*8	9	*9	9	11	
4	RUTOWSKI Marek Jan (POL)	0	*1	3	*4	5	*5	7	*8	9	*10	11
	ZAPATA RIANO Jairo (COL)	*0	1	*1	2	*3	5	*5	6	*7	8	8

#### LEGEND

\* Server

MS Men's Single

MT Men's Team

No. Number

WS Women's Single

WT Women's Team

Note: The "Greatest deficit overcome" only applies when the player ends up winning the game.



TUE 25 JUL 2017

## Match Results

Start Time 14:00

MECHAU Mark (GER)

3 - 0

RUTOWSKI Marek Jan (POL)

### Game Summary

		Match	1st Game	2nd Game	3rd Game
<b>MECHAU Mark</b>	<b>GER</b>	<b>3</b>	11	11	11
RUTOWSKI Marek Jan	POL	0	5	3	4
Duration		9min	3min	3min	3min

Match No: WS47

Table: Table 4

Umpires:

Player Statistics	MECHAU Mark (GER)				RUTOWSKI Marek Jan (POL)			
	Game			Match	Game			Match
	1	2	3		1	2	3	
Points won	11	11	11	33	5	3	4	12
Biggest lead	6	8	7	8	-	-	-	-
Points won on own serve	5	5	6	16	2	2	2	6
Points lost on own serve	3	1	2	6	6	6	5	17
Most consecutive points won	3	7	5	7	2	2	2	2
Greatest deficit overcome	-	-	-	-	-	-	-	-
Handedness/Grip								

Game/Match Statistics	Game			Match
	1	2	3	
Longest rally (strokes)	12	8	10	12
Average rally	3	4	4	4

### Game Progress

1	MECHAU Mark (GER)	*0	2	*3	4	*5	6	*8	9	11
	RUTOWSKI Marek Jan (POL)	0	*0	1	*2	3	*4	4	*5	5
2	MECHAU Mark (GER)	0	*2	4	*6	7	*8	10	11	
	RUTOWSKI Marek Jan (POL)	*0	0	*0	0	*1	2	*2	3	
3	MECHAU Mark (GER)	*0	2	*3	4	*5	6	*8	10	11
	RUTOWSKI Marek Jan (POL)	0	*0	1	*2	3	*4	4	*4	4

### LEGEND

\* Server

MS Men's Single

MT Men's Team

No. Number

WS Women's Single

WT Women's Team

Note: The "Greatest deficit overcome" only applies when the player ends up winning the game.



TUE 25 JUL 2017

### Match Results

Start Time 14:00

NG Kin Sing (HKG)

3 - 1

ZAPATA RIANO Jairo (COL)

#### Game Summary

		Match	1st Game	2nd Game	3rd Game	4th Game
<b>NG Kin Sing</b>	<b>HKG</b>	<b>3</b>	11	11	8	11
ZAPATA RIANO Jairo	COL	1	5	7	11	9
Duration		10min	1min	2min	3min	4min

Match No: WS66

Table: Table 5

Umpires:

Player Statistics	NG Kin Sing (HKG)					ZAPATA RIANO Jairo (COL)				
	Game				Match	Game				Match
	1	2	3	4		1	2	3	4	
Points won	11	11	8	11	41	5	7	11	9	32
Biggest lead	6	4	-	2	6	-	1	4	3	4
Points won on own serve	6	6	4	8	24	3	5	5	7	20
Points lost on own serve	2	2	6	2	12	5	5	4	3	17
Most consecutive points won	5	4	3	5	5	3	2	4	3	4
Greatest deficit overcome	-	1	-	3	3	-	-	-	-	-
Handedness/Grip										

Game/Match Statistics	Game				Match
	1	2	3	4	
Longest rally (strokes)	2	6	10	14	14
Average rally	-	2	3	5	3

#### Game Progress

1	NG Kin Sing (HKG)	*0	2	*4	5	*5	7	*8	9	11		
	ZAPATA RIANO Jairo (COL)	0	*0	0	*1	3	*3	4	*5	5		
2	NG Kin Sing (HKG)	0	*1	2	*3	4	*5	7	*8	10	11	
	ZAPATA RIANO Jairo (COL)	*0	1	*2	3	*4	5	*5	6	*6	7	
3	NG Kin Sing (HKG)	*0	0	*2	2	*2	3	*4	6	*7	8	8
	ZAPATA RIANO Jairo (COL)	0	*2	2	*4	6	*7	8	*8	9	*10	11
4	NG Kin Sing (HKG)	0	*0	2	*2	4	*5	6	*6	7	*9	11
	ZAPATA RIANO Jairo (COL)	*0	2	*2	4	*4	5	*6	8	*9	9	9

#### LEGEND

\* Server

MS Men's Single

MT Men's Team

No. Number

WS Women's Single

WT Women's Team

Note: The "Greatest deficit overcome" only applies when the player ends up winning the game.



WED 26 JUL 2017

## Match Results

Start Time 09:30

RUTOWSKI Marek Jan (POL)

2 - 3

NG Kin Sing (HKG)

### Game Summary

		Match	1st Game	2nd Game	3rd Game	4th Game	5th Game
RUTOWSKI Marek Jan	POL	2	11	11	3	3	7
NG Kin Sing	HKG	3	9	6	11	11	11
	Duration	21min	5min	5min	3min	3min	5min

Match No: WS85

Table: Table 4

Umpires:

Player Statistics	RUTOWSKI Marek Jan (POL)						NG Kin Sing (HKG)					
	Game					Match	Game					Match
	1	2	3	4	5		1	2	3	4	5	
Points won	11	11	3	3	7	35	9	6	11	11	11	48
Biggest lead	2	5	-	-	3	5	3	1	8	9	4	9
Points won on own serve	4	6	-	2	5	17	3	4	3	7	6	23
Points lost on own serve	6	2	8	4	5	25	7	5	3	1	2	18
Most consecutive points won	5	4	2	2	3	5	3	2	6	7	4	7
Greatest deficit overcome	3	1	-	-	-	3	-	-	-	-	3	3
Handedness/Grip												

Game/Match Statistics	Game					Match
	1	2	3	4	5	
Longest rally (strokes)	8	9	9	4	10	10
Average rally	3	3	4	2	4	3

### Game Progress

1	RUTOWSKI Marek Jan (POL)	*0	0	*1	2	*4	4	*5	7	*9	10	11
	NG Kin Sing (HKG)	0	*2	3	*4	4	*6	7	*7	7	*8	9
2	RUTOWSKI Marek Jan (POL)	0	*1	3	*4	5	*6	8	*9	10	11	
	NG Kin Sing (HKG)	*0	1	*1	2	*3	4	*4	5	*6	6	
3	RUTOWSKI Marek Jan (POL)	*0	0	*0	0	*1	1	*3	3			
	NG Kin Sing (HKG)	0	*2	4	*6	7	*9	9	11			
4	RUTOWSKI Marek Jan (POL)	0	*0	0	*0	1	*1	2	3			
	NG Kin Sing (HKG)	*0	2	*4	6	*7	9	*10	11			
5	RUTOWSKI Marek Jan (POL)	*0	1	*3	4	*4	5	*5	7	*7	7	
	NG Kin Sing (HKG)	0	*1	1	*2	4	*5	7	*7	9	11	

### LEGEND

\* Server

MS Men's Single

MT Men's Team

No. Number

WS Women's Single

WT Women's Team

Note: The "Greatest deficit overcome" only applies when the player ends up winning the game.

TTM1A07\_73A 1.0

Page 1 / 1

Report Created TUE 25 JUL 2017 11:07



WED 26 JUL 2017

### Match Results

Start Time 09:30

MECHAU Mark (GER)

3 - 0

ZAPATA RIANO Jairo (COL)

#### Game Summary

		Match	1st Game	2nd Game	3rd Game
<b>MECHAU Mark</b>	<b>GER</b>	<b>3</b>	11	11	12
ZAPATA RIANO Jairo	COL	0	2	5	10
Duration		10min	2min	3min	5min

Match No: WS104

Table: Table 5

Umpires:

Player Statistics	MECHAU Mark (GER)				ZAPATA RIANO Jairo (COL)			
	Game			Match	Game			Match
	1	2	3		1	2	3	
Points won	11	11	12	34	2	5	10	17
Biggest lead	9	6	2	9	-	-	1	1
Points won on own serve	6	5	7	18	1	2	6	9
Points lost on own serve	1	3	4	8	5	6	5	16
Most consecutive points won	6	4	3	6	1	1	2	2
Greatest deficit overcome	-	-	1	1	-	-	-	-
Handedness/Grip								

Game/Match Statistics	Game			Match
	1	2	3	
Longest rally (strokes)	6	10	13	13
Average rally	2	3	4	3

#### Game Progress

1	MECHAU Mark (GER)	*0	2	*4	6	*7	8	*10	11	ZAPATA RIANO Jairo (COL)	0	*0	0	*0	1	*2	2	2										
2	MECHAU Mark (GER)	0	*2	3	*4	5	*6	7	*9	11	ZAPATA RIANO Jairo (COL)	*0	0	*1	2	*3	4	*5	5	5								
3	MECHAU Mark (GER)	*0	1	*2	3	*4	5	*6	7	*8	10	*10	11	12	ZAPATA RIANO Jairo (COL)	0	*1	2	*3	4	*5	6	*7	8	*8	10	*10	10

#### LEGEND

\* Server

MS Men's Single

MT Men's Team

No. Number

WS Women's Single

WT Women's Team

Note: The "Greatest deficit overcome" only applies when the player ends up winning the game.

TTM1A07\_73A 1.0

Page 1 / 1

Report Created TUE 25 JUL 2017 11:07



TUE 25 JUL 2017

## Match Results

Start Time 09:30

TUTURA Marek (SVK)

3 - 1

SEN GUPTA Suvro (IND)

### Game Summary

		Match	1st Game	2nd Game	3rd Game	4th Game
TUTURA Marek	SVK	3	11	9	11	11
SEN GUPTA Suvro	IND	1	6	11	3	4
Duration		16min	5min	5min	3min	3min

Match No: WS8

Table: Table 7

Umpires:

Player Statistics	TUTURA Marek (SVK)					SEN GUPTA Suvro (IND)				
	Game				Match	Game				Match
	1	2	3	4		1	2	3	4	
Points won	11	9	11	11	42	6	11	3	4	24
Biggest lead	5	1	8	7	8	-	2	2	1	2
Points won on own serve	7	6	6	6	25	4	7	1	3	15
Points lost on own serve	2	4	2	1	9	4	3	5	5	17
Most consecutive points won	4	3	8	7	8	3	3	2	2	3
Greatest deficit overcome	-	-	2	1	2	-	1	-	-	1
Handedness/Grip										

Game/Match Statistics	Game				Match
	1	2	3	4	
Longest rally (strokes)	13	8	6	16	16
Average rally	5	4	3	4	4

### Game Progress

1	TUTURA Marek (SVK)	*0	2	*3	3	*4	6	*7	9	*10	11	
	SEN GUPTA Suvro (IND)	0	*0	1	*3	4	*4	5	*5	6	6	
2	TUTURA Marek (SVK)	0	*0	2	*3	4	*5	6	*7	8	*8	9
	SEN GUPTA Suvro (IND)	*0	2	*2	3	*4	5	*6	7	*8	10	11
3	TUTURA Marek (SVK)	*0	0	*2	4	*6	8	*9	11			
	SEN GUPTA Suvro (IND)	0	*2	2	*2	2	*2	3	3			
4	TUTURA Marek (SVK)	0	*1	2	*3	5	*7	9	*10	11		
	SEN GUPTA Suvro (IND)	*0	1	*2	3	*3	3	*3	4	4		

### LEGEND

\* Server

MS Men's Single

MT Men's Team

No. Number

WS Women's Single

WT Women's Team

Note: The "Greatest deficit overcome" only applies when the player ends up winning the game.

TTM1A08\_73A 1.0

Page 1 / 1

Report Created TUE 25 JUL 2017 11:08





TUE 25 JUL 2017

### Match Results

Start Time 09:30

NG Wai Yip (HKG)

3 - 0

BADMUS Nurudeen (NGR)

#### Game Summary

		Match	1st Game	2nd Game	3rd Game
<b>NG Wai Yip</b>	<b>HKG</b>	<b>3</b>	11	11	11
BADMUS Nurudeen	NGR	0	0	0	0
Duration		0min	0min	0min	0min

Match No: WS28

Table: Table 8

Umpires:

Player Statistics	NG Wai Yip (HKG)				BADMUS Nurudeen (NGR)			
	Game			Match	Game			Match
	1	2	3		1	2	3	
Points won	11	11	11	33	-	-	-	-
Biggest lead	11	11	11	11	-	-	-	-
Points won on own serve	6	5	6	17	-	-	-	-
Points lost on own serve	-	-	-	-	5	6	5	16
Most consecutive points won	11	11	11	11	-	-	-	-
Greatest deficit overcome	-	-	-	-	-	-	-	-
Handedness/Grip								

Game/Match Statistics	Game			Match
	1	2	3	
Longest rally (strokes)	-	-	-	-
Average rally	-	-	-	-

#### Game Progress

1	NG Wai Yip (HKG)	*0	2	*4	6	*8	10	11
	BADMUS Nurudeen (NGR)	0	*0	0	*0	0	*0	0
2	NG Wai Yip (HKG)	0	*2	4	*6	8	*10	11
	BADMUS Nurudeen (NGR)	*0	0	*0	0	*0	0	0
3	NG Wai Yip (HKG)	*0	2	*4	6	*8	10	11
	BADMUS Nurudeen (NGR)	0	*0	0	*0	0	*0	0

#### LEGEND

\* Server

MS Men's Single

MT Men's Team

No. Number

WS Women's Single

WT Women's Team

Note: The "Greatest deficit overcome" only applies when the player ends up winning the game.

TTM1A08\_73A 1.0

Page 1 / 1

Report Created TUE 25 JUL 2017 11:08





TUE 25 JUL 2017

### Match Results

Start Time 14:00

TUTURA Marek (SVK)

3 - 1

NG Wai Yip (HKG)

#### Game Summary

		Match	1st Game	2nd Game	3rd Game	4th Game
TUTURA Marek	SVK	3	11	4	12	11
NG Wai Yip	HKG	1	8	11	10	6
Duration		20min	6min	4min	7min	3min

Match No: WS48

Table: Table 7

Umpires:

Player Statistics	TUTURA Marek (SVK)					NG Wai Yip (HKG)				
	Game				Match	Game				Match
	1	2	3	4		1	2	3	4	
Points won	11	4	12	11	38	8	11	10	6	35
Biggest lead	4	-	2	6	6	1	7	4	2	7
Points won on own serve	7	2	8	5	22	5	6	6	3	20
Points lost on own serve	3	5	4	3	15	4	2	4	6	16
Most consecutive points won	4	1	5	8	8	3	4	3	2	4
Greatest deficit overcome	1	-	4	2	4	-	-	-	-	-
Handedness/Grip										

Game/Match Statistics	Game				Match
	1	2	3	4	
Longest rally (strokes)	12	10	8	5	12
Average rally	5	4	3	1	3

#### Game Progress

1	TUTURA Marek (SVK)	*0	1	*2	4	*6	7	*7	8	*8	10	11	NG Wai Yip (HKG)	0	*1	2	*2	2	*3	5	*6	8	*8	8						
2	TUTURA Marek (SVK)	0	*1	2	*2	2	*3	4	*4	4	NG Wai Yip (HKG)	*0	1	*2	4	*6	7	*8	10	11										
3	TUTURA Marek (SVK)	*0	1	*1	2	*2	4	*5	6	*7	8	*9	10	*11	12	NG Wai Yip (HKG)	0	*1	3	*4	6	*6	7	*8	9	*10	10	*10	10	10
4	TUTURA Marek (SVK)	0	*0	2	*4	6	*8	8	*9	10	11	NG Wai Yip (HKG)	*0	2	*2	2	*2	2	*4	5	*6	6								

#### LEGEND

\* Server

MS Men's Single

MT Men's Team

No. Number

WS Women's Single

WT Women's Team

Note: The "Greatest deficit overcome" only applies when the player ends up winning the game.





TUE 25 JUL 2017

## Match Results

Start Time 14:00

SEN GUPTA Suvro (IND)

3 - 0

BADMUS Nurudeen (NGR)

### Game Summary

		Match	1st Game	2nd Game	3rd Game
SEN GUPTA Suvro	IND	3	11	11	11
BADMUS Nurudeen	NGR	0	0	0	0
Duration		0min	0min	0min	0min

Match No: WS67

Table: Table 8

Umpires:

Player Statistics	SEN GUPTA Suvro (IND)				BADMUS Nurudeen (NGR)			
	Game			Match	Game			Match
	1	2	3		1	2	3	
Points won	11	11	11	33	-	-	-	-
Biggest lead	11	11	11	11	-	-	-	-
Points won on own serve	6	5	6	17	-	-	-	-
Points lost on own serve	-	-	-	-	5	6	5	16
Most consecutive points won	11	11	11	11	-	-	-	-
Greatest deficit overcome	-	-	-	-	-	-	-	-
Handedness/Grip								

Game/Match Statistics	Game			Match
	1	2	3	
Longest rally (strokes)	-	-	-	-
Average rally	-	-	-	-

### Game Progress

1	SEN GUPTA Suvro (IND)	*0	2	*4	6	*8	10	11
	BADMUS Nurudeen (NGR)	0	*0	0	*0	0	*0	0
2	SEN GUPTA Suvro (IND)	0	*2	4	*6	8	*10	11
	BADMUS Nurudeen (NGR)	*0	0	*0	0	*0	0	0
3	SEN GUPTA Suvro (IND)	*0	2	*4	6	*8	10	11
	BADMUS Nurudeen (NGR)	0	*0	0	*0	0	*0	0

### LEGEND

\* Server

MS Men's Single

MT Men's Team

No. Number

WS Women's Single

WT Women's Team

Note: The "Greatest deficit overcome" only applies when the player ends up winning the game.

TTM1A08\_73A 1.0

Page 1 / 1

Report Created TUE 25 JUL 2017 11:08



WED 26 JUL 2017

### Match Results

Start Time 09:30

NG Wai Yip (HKG)

3 - 0

SEN GUPTA Suvro (IND)

#### Game Summary

		Match	1st Game	2nd Game	3rd Game
<b>NG Wai Yip</b>	<b>HKG</b>	<b>3</b>	11	11	11
SEN GUPTA Suvro	IND	0	7	3	7
Duration		10min	4min	2min	4min

Match No: WS86

Table: Table 7

Umpires:

Player Statistics	NG Wai Yip (HKG)				SEN GUPTA Suvro (IND)			
	Game			Match	Game			Match
	1	2	3		1	2	3	
Points won	11	11	11	33	7	3	7	17
Biggest lead	5	8	4	8	2	-	2	2
Points won on own serve	3	6	6	15	2	1	5	8
Points lost on own serve	5	2	2	9	8	5	5	18
Most consecutive points won	6	7	4	7	3	2	2	3
Greatest deficit overcome	2	-	2	2	-	-	-	-
Handedness/Grip								

Game/Match Statistics	Game			Match
	1	2	3	
Longest rally (strokes)	36	11	21	36
Average rally	12	5	6	8

#### Game Progress

1	NG Wai Yip (HKG)	0	*1	1	*3	4	*6	8	*9	9	11
	SEN GUPTA Suvro (IND)	*0	1	*3	3	*4	4	*4	5	*7	7
2	NG Wai Yip (HKG)	*0	2	*4	6	*7	8	*10	11		
	SEN GUPTA Suvro (IND)	0	*0	0	*0	1	*2	2	3		
3	NG Wai Yip (HKG)	0	*0	2	*2	4	*6	6	*8	10	11
	SEN GUPTA Suvro (IND)	*0	2	*2	4	*4	4	*6	6	*6	7

#### LEGEND

\* Server

MS Men's Single

MT Men's Team

No. Number

WS Women's Single

WT Women's Team

Note: The "Greatest deficit overcome" only applies when the player ends up winning the game.



WED 26 JUL 2017

## Match Results

Start Time 09:30

TUTURA Marek (SVK)

3 - 0

BADMUS Nurudeen (NGR)

### Game Summary

		Match	1st Game	2nd Game	3rd Game
TUTURA Marek	SVK	3	11	11	11
BADMUS Nurudeen	NGR	0	0	0	0
Duration		0min	0min	0min	0min

Match No: WS105

Table: Table 8

Umpires:

Player Statistics	TUTURA Marek (SVK)				BADMUS Nurudeen (NGR)			
	Game			Match	Game			Match
	1	2	3		1	2	3	
Points won	-	-	-	-	-	-	-	-
Biggest lead	-	-	-	-	-	-	-	-
Points won on own serve	-	-	-	-	-	-	-	-
Points lost on own serve	-	-	-	-	-	-	-	-
Most consecutive points won	-	-	-	-	-	-	-	-
Greatest deficit overcome	-	-	-	-	-	-	-	-
Handedness/Grip								

Game/Match Statistics	Game			Match
	1	2	3	
Longest rally (strokes)	-	-	-	-
Average rally	-	-	-	-

### LEGEND

\* Server

MS Men's Single

MT Men's Team

No. Number

WS Women's Single

WT Women's Team

**Note:** The "Greatest deficit overcome" only applies when the player ends up winning the game.

TTM1A08\_73A 1.0

Page 1 / 1

Report Created TUE 25 JUL 2017 11:08



TUE 25 JUL 2017

### Match Results

Start Time 10:00

XU Youyue (CHN)

3 - 0

NOWAK Grzegorz (POL)

#### Game Summary

		Match	1st Game	2nd Game	3rd Game
<b>XU Youyue</b>	<b>CHN</b>	<b>3</b>	11	11	11
NOWAK Grzegorz	POL	0	4	6	2
Duration		8min	3min	3min	2min

Match No: WS9

Table: Table 9

Umpires:

Player Statistics	XU Youyue (CHN)				NOWAK Grzegorz (POL)			
	Game			Match	Game			Match
	1	2	3		1	2	3	
Points won	11	11	11	33	4	6	2	12
Biggest lead	7	6	9	9	-	1	-	1
Points won on own serve	5	6	7	18	1	4	2	7
Points lost on own serve	3	2	-	5	6	5	4	15
Most consecutive points won	7	7	7	7	2	2	1	2
Greatest deficit overcome	-	1	-	1	-	-	-	-
Handedness/Grip								

Game/Match Statistics	Game			Match
	1	2	3	
Longest rally (strokes)	5	7	12	12
Average rally	2	3	4	3

#### Game Progress

1	XU Youyue (CHN)	*0	1	*3	5	*7	8	*9	10	11	
	NOWAK Grzegorz (POL)	0	*1	1	*1	1	*2	3	*4	4	
2	XU Youyue (CHN)	0	*1	3	*5	7	*7	8	*9	10	11
	NOWAK Grzegorz (POL)	*0	1	*1	1	*1	3	*4	5	*6	6
3	XU Youyue (CHN)	*0	2	*3	5	*7	9	*10	11		
	NOWAK Grzegorz (POL)	0	*0	1	*1	1	*1	2	2		

#### LEGEND

\* Server

MS Men's Single

MT Men's Team

No. Number

WS Women's Single

WT Women's Team

Note: The "Greatest deficit overcome" only applies when the player ends up winning the game.



TUE 25 JUL 2017

## Match Results

Start Time 10:00

ERDAL Dogan (TUR)

3 - 1

AYALA Kevin Daniel (COL)

### Game Summary

		Match	1st Game	2nd Game	3rd Game	4th Game
<b>ERDAL Dogan</b>	<b>TUR</b>	<b>3</b>	11	13	5	11
AYALA Kevin Daniel	COL	1	6	11	11	8
	Duration	15min	3min	5min	3min	4min

Match No: WS29

Table: Table 1

Umpires:

Player Statistics	ERDAL Dogan (TUR)					AYALA Kevin Daniel (COL)				
	Game				Match	Game				Match
	1	2	3	4		1	2	3	4	
Points won	11	13	5	11	40	6	11	11	8	36
Biggest lead	5	2	2	6	6	1	4	6	-	6
Points won on own serve	6	8	4	7	25	3	7	7	6	23
Points lost on own serve	3	4	4	2	13	5	5	1	4	15
Most consecutive points won	5	4	2	5	5	2	4	5	3	5
Greatest deficit overcome	1	4	-	-	4	-	-	2	-	2
Handedness/Grip										

Game/Match Statistics	Game				Match
	1	2	3	4	
Longest rally (strokes)	16	9	8	12	16
Average rally	4	4	4	4	4

### Game Progress

1	ERDAL Dogan (TUR)	*0	1	*3	5	*5	6	*8	9	*10	11					
	AYALA Kevin Daniel (COL)	0	*1	1	*1	3	*4	4	*5	6	6					
2	ERDAL Dogan (TUR)	0	*1	2	*2	3	*4	6	*6	6	*8	10	*10	11	*12	13
	AYALA Kevin Daniel (COL)	*0	1	*2	4	*5	6	*6	8	*10	10	*10	11	*11	11	11
3	ERDAL Dogan (TUR)	*0	2	*3	3	*3	4	*4	5	5						
	AYALA Kevin Daniel (COL)	0	*0	1	*3	5	*6	8	*9	11						
4	ERDAL Dogan (TUR)	0	*2	4	*5	7	*7	8	*9	10	*10	11				
	AYALA Kevin Daniel (COL)	*0	0	*0	1	*1	3	*4	5	*6	8	8				

### LEGEND

\* Server

MS Men's Single

MT Men's Team

No. Number

WS Women's Single

WT Women's Team

Note: The "Greatest deficit overcome" only applies when the player ends up winning the game.



TUE 25 JUL 2017

## Match Results

Start Time 14:30

XU Youyue (CHN)

3 - 1

ERDAL Dogan (TUR)

### Game Summary

		Match	1st Game	2nd Game	3rd Game	4th Game
<b>XU Youyue</b>	<b>CHN</b>	<b>3</b>	9	11	11	11
ERDAL Dogan	TUR	1	11	6	7	8
	Duration	<b>19min</b>	5min	4min	5min	5min

Match No: WS49

Table: Table 9

Umpires:

Player Statistics	XU Youyue (CHN)					ERDAL Dogan (TUR)				
	Game				Match	Game				Match
	1	2	3	4		1	2	3	4	
Points won	9	11	11	11	42	11	6	7	8	32
Biggest lead	-	5	4	5	5	5	-	2	-	5
Points won on own serve	5	6	7	7	25	6	3	6	5	20
Points lost on own serve	5	3	1	3	12	4	5	4	4	17
Most consecutive points won	4	4	3	4	4	3	2	2	3	3
Greatest deficit overcome	-	-	2	-	2	-	-	-	-	-
Handedness/Grip										

Game/Match Statistics	Game				Match
	1	2	3	4	
Longest rally (strokes)	7	7	9	11	11
Average rally	4	4	4	4	4

### Game Progress

1	XU Youyue (CHN)	0	*0	1	*1	2	*3	4	*5	6	*8	9	ERDAL Dogan (TUR)	*0	2	*3	5	*6	7	*8	9	*10	10	11
2	XU Youyue (CHN)	*0	1	*2	4	*5	6	*8	9	*10	11	ERDAL Dogan (TUR)	0	*1	2	*2	3	*4	4	*5	6	6		
3	XU Youyue (CHN)	0	*0	2	*3	4	*5	7	*8	10	11	ERDAL Dogan (TUR)	*0	2	*2	3	*4	5	*5	6	*6	7		
4	XU Youyue (CHN)	*0	2	*2	4	*5	6	*7	9	*10	10	11	ERDAL Dogan (TUR)	0	*0	2	*2	3	*4	5	*5	6	*8	8

### LEGEND

\* Server

MS Men's Single

MT Men's Team

No. Number

WS Women's Single

WT Women's Team

Note: The "Greatest deficit overcome" only applies when the player ends up winning the game.



TUE 25 JUL 2017

## Match Results

Start Time 14:30

**NOWAK Grzegorz (POL)**

**3 - 1**

**AYALA Kevin Daniel (COL)**

### Game Summary

		Match	1st Game	2nd Game	3rd Game	4th Game
<b>NOWAK Grzegorz</b>	<b>POL</b>	<b>3</b>	11	7	11	11
<b>AYALA Kevin Daniel</b>	<b>COL</b>	<b>1</b>	5	11	5	8
Duration		<b>11min</b>	3min	3min	2min	3min

Match No: WS68

Table: Table 1

Umpires:

Player Statistics	NOWAK Grzegorz (POL)					AYALA Kevin Daniel (COL)				
	Game				Match	Game				Match
	1	2	3	4		1	2	3	4	
Points won	11	7	11	11	<b>40</b>	5	11	5	8	<b>29</b>
Biggest lead	6	-	6	4	<b>6</b>	1	7	-	-	<b>7</b>
Points won on own serve	4	5	7	6	<b>22</b>	1	8	4	5	<b>18</b>
Points lost on own serve	4	3	1	3	<b>11</b>	7	2	4	5	<b>18</b>
Most consecutive points won	3	4	5	3	<b>5</b>	1	6	3	3	<b>6</b>
Greatest deficit overcome	1	-	-	-	<b>1</b>	-	-	-	-	<b>-</b>
Handedness/Grip										

Game/Match Statistics	Game				Match
	1	2	3	4	
Longest rally (strokes)	15	11	10	9	<b>15</b>
Average rally	5	5	6	4	<b>5</b>

### Game Progress

1	<b>NOWAK Grzegorz (POL)</b>	*0	1	*2	3	*5	6	*8	9	11
	AYALA Kevin Daniel (COL)	0	*1	2	*3	3	*4	4	*5	5
2	<b>NOWAK Grzegorz (POL)</b>	0	*0	0	*0	1	*2	4	*5	7
	AYALA Kevin Daniel (COL)	*0	2	*4	6	*7	8	*8	9	*9
3	<b>NOWAK Grzegorz (POL)</b>	*0	2	*4	5	*5	7	*7	9	11
	AYALA Kevin Daniel (COL)	0	*0	0	*1	3	*3	5	*5	5
4	<b>NOWAK Grzegorz (POL)</b>	0	*1	3	*4	6	*6	7	*8	8
	AYALA Kevin Daniel (COL)	*0	1	*1	2	*2	4	*5	6	*8

### LEGEND

\* Server

**MS** Men's Single

**MT** Men's Team

**No.** Number

**WS** Women's Single

**WT** Women's Team

**Note:** The "Greatest deficit overcome" only applies when the player ends up winning the game.



WED 26 JUL 2017

## Match Results

Start Time 10:00

ERDAL Dogan (TUR)

3 - 0

NOWAK Grzegorz (POL)

### Game Summary

		Match	1st Game	2nd Game	3rd Game
<b>ERDAL Dogan</b>	<b>TUR</b>	<b>3</b>	12	11	11
<b>NOWAK Grzegorz</b>	<b>POL</b>	<b>0</b>	10	5	5
Duration		<b>11min</b>	5min	3min	3min

Match No: WS87

Table: Table 9

Umpires:

Player Statistics	ERDAL Dogan (TUR)				NOWAK Grzegorz (POL)			
	Game			Match	Game			Match
	1	2	3		1	2	3	
Points won	12	11	11	<b>34</b>	10	5	5	<b>20</b>
Biggest lead	2	6	6	<b>6</b>	4	1	-	<b>4</b>
Points won on own serve	7	7	7	<b>21</b>	6	4	4	<b>14</b>
Points lost on own serve	4	1	1	<b>6</b>	5	4	4	<b>13</b>
Most consecutive points won	5	4	3	<b>5</b>	6	2	2	<b>6</b>
Greatest deficit overcome	4	1	-	<b>4</b>	-	-	-	<b>-</b>
Handedness/Grip								

Game/Match Statistics	Game			Match
	1	2	3	
Longest rally (strokes)	13	8	6	<b>13</b>
Average rally	4	4	3	<b>4</b>

### Game Progress

1	ERDAL Dogan (TUR)	*0	2	*2	2	*2	3	*5	7	*8	9	*10	11	12
	NOWAK Grzegorz (POL)	0	*0	2	*4	6	*7	7	*7	8	*9	10	*10	10
2	ERDAL Dogan (TUR)	0	*1	2	*3	5	*6	8	*9	11				
	NOWAK Grzegorz (POL)	*0	1	*2	3	*3	4	*4	5	5				
3	ERDAL Dogan (TUR)	*0	2	*3	5	*5	7	*8	9	11				
	NOWAK Grzegorz (POL)	0	*0	1	*1	3	*3	4	*5	5				

### LEGEND

\* Server

**MS** Men's Single

**MT** Men's Team

**No.** Number

**WS** Women's Single

**WT** Women's Team

**Note:** The "Greatest deficit overcome" only applies when the player ends up winning the game.





WED 26 JUL 2017

## Match Results

Start Time 10:00

XU Youyue (CHN)

3 - 0

AYALA Kevin Daniel (COL)

### Game Summary

		Match	1st Game	2nd Game	3rd Game
<b>XU Youyue</b>	<b>CHN</b>	<b>3</b>	11	11	11
AYALA Kevin Daniel	COL	0	3	2	4
Duration		6min	2min	2min	2min

Match No: WS106

Table: Table 1

Umpires:

Player Statistics	XU Youyue (CHN)				AYALA Kevin Daniel (COL)			
	Game			Match	Game			Match
	1	2	3		1	2	3	
Points won	11	11	11	33	3	2	4	9
Biggest lead	8	9	7	9	-	-	-	-
Points won on own serve	6	4	6	16	1	-	2	3
Points lost on own serve	2	2	2	6	5	7	5	17
Most consecutive points won	5	6	5	6	1	1	2	2
Greatest deficit overcome	-	-	-	-	-	-	-	-
Handedness/Grip								

Game/Match Statistics	Game			Match
	1	2	3	
Longest rally (strokes)	5	5	5	5
Average rally	3	3	3	3

### Game Progress

1	XU Youyue (CHN)	*0	1	*3	5	*6	8	*10	11	
	AYALA Kevin Daniel (COL)	0	*1	1	*1	2	*2	2	3	
2	XU Youyue (CHN)	0	*2	3	*5	6	*8	10	11	
	AYALA Kevin Daniel (COL)	*0	0	*1	1	*2	2	*2	2	
3	XU Youyue (CHN)	*0	2	*3	5	*7	8	*9	10	11
	AYALA Kevin Daniel (COL)	0	*0	1	*1	1	*2	3	*4	4

### LEGEND

\* Server

MS Men's Single

MT Men's Team

No. Number

WS Women's Single

WT Women's Team

Note: The "Greatest deficit overcome" only applies when the player ends up winning the game.



TUE 25 JUL 2017

## Match Results

Start Time 10:00

**YANG Jung-Tsung (TPE)**

**3 - 0**

**CHERAGHI Farzad (IRI)**

### Game Summary

		Match	1st Game	2nd Game	3rd Game
<b>YANG Jung-Tsung</b>	<b>TPE</b>	<b>3</b>	11	11	11
CHERAGHI Farzad	IRI	0	4	3	6
Duration		7min	2min	2min	3min

Match No: WS10

Table: Table 2

Umpires:

Player Statistics	YANG Jung-Tsung (TPE)				CHERAGHI Farzad (IRI)			
	Game			Match	Game			Match
	1	2	3		1	2	3	
Points won	11	11	11	33	4	3	6	13
Biggest lead	7	8	5	8	-	-	1	1
Points won on own serve	6	5	6	17	2	2	3	7
Points lost on own serve	2	1	3	6	5	6	5	16
Most consecutive points won	6	7	5	7	1	3	2	3
Greatest deficit overcome	-	-	1	1	-	-	-	-
Handedness/Grip								

Game/Match Statistics	Game			Match
	1	2	3	
Longest rally (strokes)	6	8	11	11
Average rally	4	4	4	4

### Game Progress

1	<b>YANG Jung-Tsung (TPE)</b>	*0	1	*2	4	*5	7	*9	10	11	
	CHERAGHI Farzad (IRI)	0	*1	2	*2	3	*3	3	*4	4	
2	<b>YANG Jung-Tsung (TPE)</b>	0	*2	4	*4	5	*7	9	11		
	CHERAGHI Farzad (IRI)	*0	0	*0	2	*3	3	*3	3		
3	<b>YANG Jung-Tsung (TPE)</b>	*0	1	*2	3	*4	5	*7	9	*10	11
	CHERAGHI Farzad (IRI)	0	*1	2	*3	4	*5	5	*5	6	6

### LEGEND

\* Server

**MS** Men's Single

**MT** Men's Team

**No.** Number

**WS** Women's Single

**WT** Women's Team

**Note:** The "Greatest deficit overcome" only applies when the player ends up winning the game.



TUE 25 JUL 2017

## Match Results

Start Time 10:00

SUYNALIEV Asilbek (RUS)

3 - 0

LEMUS ROJAS Sergio Frank (VEN)

### Game Summary

		Match	1st Game	2nd Game	3rd Game
SUYNALIEV Asilbek	RUS	3	11	11	11
LEMUS ROJAS Sergio Frank	VEN	0	5	6	7
Duration		13min	3min	5min	5min

Match No: WS30

Table: Table 3

Umpires:

Player Statistics	SUYNALIEV Asilbek (RUS)				LEMUS ROJAS Sergio Frank (VEN)			
	Game			Match	Game			Match
	1	2	3		1	2	3	
Points won	11	11	11	33	5	6	7	18
Biggest lead	6	5	4	6	-	4	3	4
Points won on own serve	7	7	4	18	4	4	3	11
Points lost on own serve	1	2	4	7	4	4	7	15
Most consecutive points won	4	7	6	7	3	4	3	4
Greatest deficit overcome	-	4	3	4	-	-	-	-
Handedness/Grip								

Game/Match Statistics	Game			Match
	1	2	3	
Longest rally (strokes)	5	10	11	11
Average rally	4	4	4	4

### Game Progress

1	SUYNALIEV Asilbek (RUS)	0	*2	3	*3	5	*6	8	*9	11	
	LEMUS ROJAS Sergio Frank (VEN)	*0	0	*1	3	*3	4	*4	5	5	
2	SUYNALIEV Asilbek (RUS)	*0	0	*0	2	*4	6	*7	9	*10	11
	LEMUS ROJAS Sergio Frank (VEN)	0	*2	4	*4	4	*4	5	*5	6	6
3	SUYNALIEV Asilbek (RUS)	0	*1	2	*2	3	*5	5	*7	9	11
	LEMUS ROJAS Sergio Frank (VEN)	*0	1	*2	4	*5	5	*7	7	*7	7

### LEGEND

\* Server

MS Men's Single

MT Men's Team

No. Number

WS Women's Single

WT Women's Team

Note: The "Greatest deficit overcome" only applies when the player ends up winning the game.



TUE 25 JUL 2017

## Match Results

Start Time 14:30

**YANG Jung-Tsung (TPE)**

**3 - 1**

**SUYNALIEV Asilbek (RUS)**

### Game Summary

		Match	1st Game	2nd Game	3rd Game	4th Game
<b>YANG Jung-Tsung</b>	<b>TPE</b>	<b>3</b>	14	11	10	11
SUYNALIEV Asilbek	RUS	1	12	3	12	6
	Duration	<b>26min</b>	9min	3min	8min	6min

Match No: WS50

Table: Table 2

Umpires:

Player Statistics	YANG Jung-Tsung (TPE)					SUYNALIEV Asilbek (RUS)				
	Game				Match	Game				Match
	1	2	3	4		1	2	3	4	
Points won	14	11	10	11	<b>46</b>	12	3	12	6	<b>33</b>
Biggest lead	2	8	2	5	<b>8</b>	3	1	3	-	<b>3</b>
Points won on own serve	7	5	4	6	<b>22</b>	6	2	5	4	<b>17</b>
Points lost on own serve	6	1	7	2	<b>16</b>	7	6	6	5	<b>24</b>
Most consecutive points won	3	5	3	4	<b>5</b>	3	1	5	2	<b>5</b>
Greatest deficit overcome	3	1	-	-	<b>3</b>	-	-	2	-	<b>2</b>
Handedness/Grip										

Game/Match Statistics	Game				Match
	1	2	3	4	
Longest rally (strokes)	12	12	19	-	<b>19</b>
Average rally	5	4	6	-	<b>4</b>

### Game Progress

1	<b>YANG Jung-Tsung (TPE)</b>	*0	0	*1	2	*4	5	*6	8	*9	9	*10	11	*11	12	*12	13	14
	SUYNALIEV Asilbek (RUS)	0	*2	3	*4	4	*5	6	*6	7	*9	10	*10	11	*11	12	*12	12
2	<b>YANG Jung-Tsung (TPE)</b>	0	*1	2	*4	6	*7	9	11									
	SUYNALIEV Asilbek (RUS)	*0	1	*2	2	*2	3	*3	3									
3	<b>YANG Jung-Tsung (TPE)</b>	*0	1	*3	3	*3	4	*5	6	*8	9	*10	10	10				
	SUYNALIEV Asilbek (RUS)	0	*1	1	*3	5	*6	7	*8	8	*9	10	*11	12				
4	<b>YANG Jung-Tsung (TPE)</b>	0	*2	4	*4	5	*6	7	*8	10	11							
	SUYNALIEV Asilbek (RUS)	*0	0	*0	2	*3	4	*5	6	*6	6							

### LEGEND

\* Server

**MS** Men's Single

**MT** Men's Team

**No.** Number

**WS** Women's Single

**WT** Women's Team

**Note:** The "Greatest deficit overcome" only applies when the player ends up winning the game.



TUE 25 JUL 2017

## Match Results

Start Time 14:30

CHERAGHI Farzad (IRI)

3 - 2

LEMUS ROJAS Sergio Frank (VEN)

### Game Summary

		Match	1st Game	2nd Game	3rd Game	4th Game	5th Game
CHERAGHI Farzad	IRI	3	11	12	11	10	11
LEMUS ROJAS Sergio Frank	VEN	2	8	14	7	12	6
	Duration	2min	0min	2min	0min	0min	0min

Match No: WS69

Table: Table 3

Umpires:

Player Statistics	CHERAGHI Farzad (IRI)						LEMUS ROJAS Sergio Frank (VEN)						
	Game					Match	Game					Match	
	1	2	3	4	5		1	2	3	4	5		
Points won	11	14	11	-	-	36	7	12	8	2	-	-	29
Biggest lead	10	2	9	-	-	10	-	8	-	2	-	-	8
Points won on own serve	4	7	5	-	-	16	3	6	4	-	-	-	13
Points lost on own serve	4	6	4	2	-	16	7	7	6	-	-	-	20
Most consecutive points won	10	9	9	-	-	10	7	8	8	2	-	-	8
Greatest deficit overcome	-	-	-	-	-	-	-	2	-	-	-	-	2
Handedness/Grip													

Game/Match Statistics	Game					Match
	1	2	3	4	5	
Longest rally (strokes)	-	6	-	-	-	6
Average rally	-	1	-	-	-	-

### Game Progress

1	CHERAGHI Farzad (IRI)	0	*2	4	*6	8	*10	10	*10	10	11							
	LEMUS ROJAS Sergio Frank (VEN)	*0	0	*0	0	*0	0	*2	4	*6	8							
2	CHERAGHI Farzad (IRI)	*0	0	*0	0	*0	2	*4	6	*8	9	*10	10	*11	12	*12	13	12
	LEMUS ROJAS Sergio Frank (VEN)	0	*2	4	*6	8	*8	8	*8	8	*9	10	*11	11	*11	12	*12	14
3	CHERAGHI Farzad (IRI)	0	*2	4	*6	8	*9	9	*9	9	*10	11						
	LEMUS ROJAS Sergio Frank (VEN)	*0	0	*0	0	*0	1	*3	5	*7	8	7						
4	CHERAGHI Farzad (IRI)	*0	10															
	LEMUS ROJAS Sergio Frank (VEN)	0	12															

### LEGEND

\* Server

MS Men's Single

MT Men's Team

No. Number

WS Women's Single

WT Women's Team

Note: The "Greatest deficit overcome" only applies when the player ends up winning the game.



WED 26 JUL 2017

### Match Results

Start Time 10:00

SUYNALIEV Asilbek (RUS)

3 - 1

CHERAGHI Farzad (IRI)

#### Game Summary

		Match	1st Game	2nd Game	3rd Game	4th Game
SUYNALIEV Asilbek	RUS	3	11	9	11	11
CHERAGHI Farzad	IRI	1	3	11	7	5
	Duration	21min	3min	7min	6min	5min

Match No: WS88

Table: Table 2

Umpires:

Player Statistics	SUYNALIEV Asilbek (RUS)					CHERAGHI Farzad (IRI)				
	Game				Match	Game				Match
	1	2	3	4		1	2	3	4	
Points won	11	9	11	11	42	3	11	7	5	26
Biggest lead	8	1	4	6	8	-	3	4	-	4
Points won on own serve	7	5	5	4	21	2	6	2	1	11
Points lost on own serve	1	5	5	4	15	4	4	6	7	21
Most consecutive points won	6	3	8	5	8	2	3	3	3	3
Greatest deficit overcome	-	-	4	-	4	-	1	-	-	1
Handedness/Grip										

Game/Match Statistics	Game				Match
	1	2	3	4	
Longest rally (strokes)	7	15	12	15	15
Average rally	4	5	5	6	5

#### Game Progress

1	SUYNALIEV Asilbek (RUS)	*0	2	*3	4	*6	8	*9	11	
	CHERAGHI Farzad (IRI)	0	*0	1	*2	2	*2	3	3	
2	SUYNALIEV Asilbek (RUS)	0	*1	2	*3	4	*4	6	*6	7
	CHERAGHI Farzad (IRI)	*0	1	*2	3	*4	6	*6	8	*9
3	SUYNALIEV Asilbek (RUS)	*0	0	*1	2	*3	3	*5	7	*9
	CHERAGHI Farzad (IRI)	0	*2	3	*4	5	*7	7	*7	7
4	SUYNALIEV Asilbek (RUS)	0	*2	4	*5	5	*7	7	*9	11
	CHERAGHI Farzad (IRI)	*0	0	*0	1	*3	3	*5	5	5

#### LEGEND

\* Server

MS Men's Single

MT Men's Team

No. Number

WS Women's Single

WT Women's Team

Note: The "Greatest deficit overcome" only applies when the player ends up winning the game.



WED 26 JUL 2017

### Match Results

Start Time 10:00

**YANG Jung-Tsung (TPE)**

**3 - 0**

**LEMUS ROJAS Sergio Frank (VEN)**

#### Game Summary

		Match	1st Game	2nd Game	3rd Game
<b>YANG Jung-Tsung</b>	<b>TPE</b>	<b>3</b>	11	11	11
LEMUS ROJAS Sergio Frank	VEN	0	6	9	3
	Duration	5min	0min	3min	2min

Match No: WS107

Table: Table 3

Umpires:

Player Statistics	YANG Jung-Tsung (TPE)				LEMUS ROJAS Sergio Frank (VEN)			
	Game			Match	Game			Match
	1	2	3		1	2	3	
Points won	11	11	11	33	6	9	3	18
Biggest lead	9	5	8	9	-	-	1	1
Points won on own serve	5	6	4	15	3	5	1	9
Points lost on own serve	3	4	2	9	6	5	7	18
Most consecutive points won	9	4	7	9	6	4	1	6
Greatest deficit overcome	-	-	1	1	-	-	-	-
Handedness/Grip								

Game/Match Statistics	Game			Match
	1	2	3	
Longest rally (strokes)	12	7	9	12
Average rally	1	4	5	4

#### Game Progress

1	<b>YANG Jung-Tsung (TPE)</b>	0	*2	4	*6	8	*9	9	*9	10	11	
	LEMUS ROJAS Sergio Frank (VEN)	*0	0	*0	0	*0	1	*3	5	*6	6	
2	<b>YANG Jung-Tsung (TPE)</b>	*0	2	*3	5	*6	7	*8	9	*10	10	11
	LEMUS ROJAS Sergio Frank (VEN)	0	*0	1	*1	2	*3	4	*5	6	*8	9
3	<b>YANG Jung-Tsung (TPE)</b>	0	*1	2	*4	5	*7	9	11			
	LEMUS ROJAS Sergio Frank (VEN)	*0	1	*2	2	*3	3	*3	3			

#### LEGEND

\* Server

**MS** Men's Single

**MT** Men's Team

**No.** Number

**WS** Women's Single

**WT** Women's Team

**Note:** The "Greatest deficit overcome" only applies when the player ends up winning the game.



TUE 25 JUL 2017

## Match Results

Start Time 10:00

NARKEVICIUS Viktoras (LTU)

2 - 3

LU Shih-Chieh (TPE)

### Game Summary

		Match	1st Game	2nd Game	3rd Game	4th Game	5th Game
NARKEVICIUS Viktoras	LTU	2	13	12	11	4	10
LU Shih-Chieh	TPE	3	11	14	8	11	12
	Duration	28min	5min	7min	5min	4min	7min

Match No: WS11

Table: Table 4

Umpires:

Player Statistics	NARKEVICIUS Viktoras (LTU)						LU Shih-Chieh (TPE)					
	Game					Match	Game					Match
	1	2	3	4	5		1	2	3	4	5	
Points won	13	12	11	4	10	50	11	14	8	11	12	56
Biggest lead	2	3	3	-	1	3	3	2	3	7	2	7
Points won on own serve	6	6	6	3	6	27	5	7	4	7	7	30
Points lost on own serve	6	7	4	4	5	26	7	6	5	1	4	23
Most consecutive points won	4	3	4	2	2	4	3	3	3	4	3	4
Greatest deficit overcome	3	-	3	-	-	3	-	3	-	-	1	3
Handedness/Grip												

Game/Match Statistics	Game					Match
	1	2	3	4	5	
Longest rally (strokes)	12	12	10	15	7	15
Average rally	3	3	4	4	3	3

### Game Progress

1	NARKEVICIUS Viktoras (LTU)	*0	1	*1	2	*3	4	*5	6	*8	9	*10	10	*11	12	13		
	LU Shih-Chieh (TPE)	0	*1	3	*4	5	*6	7	*8	8	*9	10	*11	11	*11	11		
2	NARKEVICIUS Viktoras (LTU)	0	*1	2	*3	5	*6	7	*8	9	*10	10	*10	11	*12	12	*12	12
	LU Shih-Chieh (TPE)	*0	1	*2	3	*3	4	*5	6	*7	8	*10	11	*11	11	*12	13	14
3	NARKEVICIUS Viktoras (LTU)	*0	0	*1	2	*3	5	*6	7	*8	10	11						
	LU Shih-Chieh (TPE)	0	*2	3	*4	5	*5	6	*7	8	*8	8						
4	NARKEVICIUS Viktoras (LTU)	0	*0	1	*1	2	*2	3	*4	4								
	LU Shih-Chieh (TPE)	*0	2	*3	5	*6	8	*9	10	11								
5	NARKEVICIUS Viktoras (LTU)	*0	1	*2	3	*4	5	*5	7	*8	9	*10	10	10				
	LU Shih-Chieh (TPE)	0	*1	2	*3	4	*5	7	*7	8	*9	10	*11	12				

### LEGEND

\* Server

MS Men's Single

MT Men's Team

No. Number

WS Women's Single

WT Women's Team

Note: The "Greatest deficit overcome" only applies when the player ends up winning the game.





TUE 25 JUL 2017

## Match Results

Start Time 10:00

KONKUBAYEV Kanat (KAZ)

0 - 3

ASTAFYEV Egor (RUS)

### Game Summary

		Match	1st Game	2nd Game	3rd Game	4th Game
KONKUBAYEV Kanat	KAZ	0	4	4	7	0
ASTAFYEV Egor	RUS	3	11	11	11	0
	Duration	8min	3min	0min	1min	4min

Match No: WS31

Table: Table 5

Umpires:

Player Statistics	KONKUBAYEV Kanat (KAZ)					ASTAFYEV Egor (RUS)				
	Game				Match	Game				Match
	1	2	3	4		1	2	3	4	
Points won	4	4	4	7	19	10	11	11	11	43
Biggest lead	-	-	3	-	3	7	9	7	4	9
Points won on own serve	-	2	2	4	8	4	5	6	5	20
Points lost on own serve	6	6	5	6	23	4	2	2	3	11
Most consecutive points won	2	4	3	2	4	7	9	8	3	9
Greatest deficit overcome	-	-	-	-	-	-	-	3	-	3
Handedness/Grip										

Game/Match Statistics	Game				Match
	1	2	3	4	
Longest rally (strokes)	8	-	6	9	9
Average rally	2	-	1	5	2

### Game Progress

1	KONKUBAYEV Kanat (KAZ)	0	*1	1	*3	3	*3	3	4
	ASTAFYEV Egor (RUS)	*0	1	*3	3	*5	7	*9	11
2	KONKUBAYEV Kanat (KAZ)	*0	0	*0	0	*0	1	*3	4
	ASTAFYEV Egor (RUS)	0	*2	4	*6	8	*9	9	*10
3	KONKUBAYEV Kanat (KAZ)	0	*2	3	*3	3	*3	4	*4
	ASTAFYEV Egor (RUS)	*0	0	*1	3	*5	7	*8	10
4	KONKUBAYEV Kanat (KAZ)	*0	0	*2	2	*3	5	*5	6
	ASTAFYEV Egor (RUS)	0	*2	2	*4	5	*5	7	*8

### LEGEND

\* Server

MS Men's Single

MT Men's Team

No. Number

WS Women's Single

WT Women's Team

Note: The "Greatest deficit overcome" only applies when the player ends up winning the game.



TUE 25 JUL 2017

## Match Results

Start Time 14:30

**NARKEVICIUS Viktoras (LTU)**

**3 - 0**

**KONKUBAYEV Kanat (KAZ)**

### Game Summary

		Match	1st Game	2nd Game	3rd Game
<b>NARKEVICIUS Viktoras</b>	<b>LTU</b>	<b>3</b>	11	11	11
<b>KONKUBAYEV Kanat</b>	<b>KAZ</b>	<b>0</b>	8	4	8
Duration		<b>9min</b>	1min	4min	4min

Match No: WS51

Table: Table 4

Umpires:

Player Statistics	NARKEVICIUS Viktoras (LTU)				KONKUBAYEV Kanat (KAZ)			
	Game			Match	Game			Match
	1	2	3		1	2	3	
Points won	11	11	11	33	8	4	8	20
Biggest lead	5	7	3	7	3	-	3	3
Points won on own serve	5	5	5	15	4	1	4	9
Points lost on own serve	4	3	4	11	6	6	6	18
Most consecutive points won	6	5	5	6	8	2	4	8
Greatest deficit overcome	3	-	3	3	-	-	-	-
Handedness/Grip								

Game/Match Statistics	Game			Match
	1	2	3	
Longest rally (strokes)	-	10	8	10
Average rally	-	4	4	2

### Game Progress

1	<b>NARKEVICIUS Viktoras (LTU)</b>	0	*2	4	*5	5	*5	5	*6	8	*10	11
	<b>KONKUBAYEV Kanat (KAZ)</b>	*0	0	*0	1	*3	5	*7	8	*8	8	8
2	<b>NARKEVICIUS Viktoras (LTU)</b>	*0	2	*4	5	*7	8	*9	10	11		
	<b>KONKUBAYEV Kanat (KAZ)</b>	0	*0	0	*1	1	*2	3	*4	4		
3	<b>NARKEVICIUS Viktoras (LTU)</b>	0	*1	2	*3	3	*4	5	*6	8	*10	11
	<b>KONKUBAYEV Kanat (KAZ)</b>	*0	1	*2	3	*5	6	*7	8	*8	8	8

### LEGEND

\* Server

**MS** Men's Single

**MT** Men's Team

**No.** Number

**WS** Women's Single

**WT** Women's Team

**Note:** The "Greatest deficit overcome" only applies when the player ends up winning the game.

TTM1K11\_73A 1.0

Page 1 / 1

Report Created TUE 25 JUL 2017 10:55



TUE 25 JUL 2017

### Match Results

Start Time 14:30

LU Shih-Chieh (TPE)

0 - 3

ASTAFYEV Egor (RUS)

#### Game Summary

		Match	1st Game	2nd Game	3rd Game
LU Shih-Chieh	TPE	0	9	7	6
<b>ASTAFYEV Egor</b>	<b>RUS</b>	<b>3</b>	11	11	11
Duration		14min	5min	5min	4min

Match No: WS70

Table: Table 5

Umpires:

Player Statistics	LU Shih-Chieh (TPE)				ASTAFYEV Egor (RUS)			
	Game			Match	Game			Match
	1	2	3		1	2	3	
Points won	9	7	6	22	11	11	11	33
Biggest lead	-	-	-	-	3	4	6	6
Points won on own serve	6	4	3	13	7	5	6	18
Points lost on own serve	4	6	5	15	3	3	3	9
Most consecutive points won	3	1	3	3	2	3	4	4
Greatest deficit overcome	-	-	-	-	-	-	-	-
Handedness/Grip								

Game/Match Statistics	Game			Match
	1	2	3	
Longest rally (strokes)	6	8	7	8
Average rally	4	4	4	4

#### Game Progress

1	LU Shih-Chieh (TPE)	0	*0	2	*2	4	*4	5	*6	7	*9	9
	<b>ASTAFYEV Egor (RUS)</b>	*0	2	*2	4	*4	6	*7	8	*9	9	11
2	LU Shih-Chieh (TPE)	*0	1	*1	2	*3	3	*4	5	*6	7	
	<b>ASTAFYEV Egor (RUS)</b>	0	*1	3	*4	5	*7	8	*9	10	11	
3	LU Shih-Chieh (TPE)	0	*0	2	*2	2	*3	3	*5	6	6	
	<b>ASTAFYEV Egor (RUS)</b>	*0	2	*2	4	*6	7	*9	9	*10	11	

#### LEGEND

\* Server

MS Men's Single

MT Men's Team

No. Number

WS Women's Single

WT Women's Team

Note: The "Greatest deficit overcome" only applies when the player ends up winning the game.

TTM1K11\_73A 1.0

Page 1 / 1

Report Created TUE 25 JUL 2017 10:56



WED 26 JUL 2017

### Match Results

Start Time 10:00

KONKUBAYEV Kanat (KAZ)

0 - 3

LU Shih-Chieh (TPE)

#### Game Summary

		Match	1st Game	2nd Game	3rd Game
KONKUBAYEV Kanat	KAZ	0	10	7	1
<b>LU Shih-Chieh</b>	<b>TPE</b>	<b>3</b>	12	11	11
Duration		11min	4min	4min	3min

Match No: WS89

Table: Table 4

Umpires:

Player Statistics	KONKUBAYEV Kanat (KAZ)				LU Shih-Chieh (TPE)			
	Game			Match	Game			Match
	1	2	3		1	2	3	
Points won	10	7	1	18	12	11	11	34
Biggest lead	3	-	1	3	2	4	10	10
Points won on own serve	7	3	1	11	8	6	6	20
Points lost on own serve	4	5	5	14	3	4	-	7
Most consecutive points won	2	2	1	2	4	4	11	11
Greatest deficit overcome	-	-	-	-	3	-	1	3
Handedness/Grip								

Game/Match Statistics	Game			Match
	1	2	3	
Longest rally (strokes)	8	6	8	8
Average rally	3	3	3	3

#### Game Progress

1	KONKUBAYEV Kanat (KAZ)	*0	2	*3	4	*5	6	*6	7	*8	10	*10	10	10
	LU Shih-Chieh (TPE)	0	*0	1	*2	3	*4	6	*7	8	*8	10	*11	12
2	KONKUBAYEV Kanat (KAZ)	0	*0	1	*2	3	*4	5	*7	7	7			
	LU Shih-Chieh (TPE)	*0	2	*3	4	*5	6	*7	7	*9	11			
3	KONKUBAYEV Kanat (KAZ)	*0	1	*1	1	*1	1	1						
	LU Shih-Chieh (TPE)	0	*1	3	*5	7	*9	11						

#### LEGEND

\* Server

MS Men's Single

MT Men's Team

No. Number

WS Women's Single

WT Women's Team

Note: The "Greatest deficit overcome" only applies when the player ends up winning the game.



WED 26 JUL 2017

### Match Results

Start Time 10:00

NARKEVICIUS Viktoras (LTU)

1 - 3

ASTAFYEV Egor (RUS)

#### Game Summary

		Match	1st Game	2nd Game	3rd Game	4th Game
NARKEVICIUS Viktoras	LTU	1	7	11	8	12
ASTAFYEV Egor	RUS	3	11	7	11	14
Duration		16min	3min	3min	4min	6min

Match No: WS108

Table: Table 5

Umpires:

Player Statistics	NARKEVICIUS Viktoras (LTU)					ASTAFYEV Egor (RUS)				
	Game				Match	Game				Match
	1	2	3	4		1	2	3	4	
Points won	7	11	8	12	38	11	7	11	14	43
Biggest lead	1	4	1	3	4	4	3	4	2	4
Points won on own serve	3	6	4	6	19	4	5	5	7	21
Points lost on own serve	7	2	6	7	22	4	5	4	6	19
Most consecutive points won	4	5	3	5	5	3	2	5	3	5
Greatest deficit overcome	-	3	-	-	3	1	-	1	3	3
Handedness/Grip										

Game/Match Statistics	Game				Match
	1	2	3	4	
Longest rally (strokes)	10	11	10	9	11
Average rally	5	5	5	4	4

#### Game Progress

1	NARKEVICIUS Viktoras (LTU)	*0	0	*1	2	*3	5	*6	6	*7	7	ASTAFYEV Egor (RUS)	0	*2	3	*4	5	*5	6	*8	9	11														
2	NARKEVICIUS Viktoras (LTU)	0	*0	1	*2	4	*6	7	*8	10	11	ASTAFYEV Egor (RUS)	*0	2	*3	4	*4	4	*5	6	*6	7														
3	NARKEVICIUS Viktoras (LTU)	*0	1	*2	3	*4	5	*5	5	*7	8	8	ASTAFYEV Egor (RUS)	0	*1	2	*3	4	*5	7	*9	9	*10	11												
4	NARKEVICIUS Viktoras (LTU)	0	*1	1	*3	5	*6	7	*7	8	*9	10	*10	11	*12	12	*12	12	ASTAFYEV Egor (RUS)	*0	1	*3	3	*3	4	*5	7	*8	9	*10	11	*11	11	*12	13	14

#### LEGEND

\* Server

MS Men's Single

MT Men's Team

No. Number

WS Women's Single

WT Women's Team

Note: The "Greatest deficit overcome" only applies when the player ends up winning the game.



TUE 25 JUL 2017

## Match Results

Start Time 10:00

PISHCHUK Dmitry Olegovich (RUS) 3 - 0

HRIBAR Ivan (CRO)

### Game Summary

		Match	1st Game	2nd Game	3rd Game
<b>PISHCHUK Dmitry Olegovich</b>	<b>RUS</b>	<b>3</b>	11	11	11
<b>HRIBAR Ivan</b>	<b>CRO</b>	<b>0</b>	4	5	2
Duration		<b>5min</b>	2min	2min	1min

Match No: WS12

Table: Table 7

Umpires:

Player Statistics	PISHCHUK Dmitry Olegovich (RUS)				HRIBAR Ivan (CRO)			
	Game			Match	Game			Match
	1	2	3		1	2	3	
Points won	11	11	11	33	4	5	2	11
Biggest lead	7	6	9	9	-	-	-	-
Points won on own serve	7	6	6	19	3	3	1	7
Points lost on own serve	1	2	1	4	4	5	5	14
Most consecutive points won	4	4	8	8	2	2	1	2
Greatest deficit overcome	-	-	-	-	-	-	-	-
Handedness/Grip								

Game/Match Statistics	Game			Match
	1	2	3	
Longest rally (strokes)	6	7	6	7
Average rally	2	4	3	3

### Game Progress

1	<b>PISHCHUK Dmitry Olegovich (RUS)</b>	*0	2	*3	5	*6	8	*9	10	11
	HRIBAR Ivan (CRO)	0	*0	1	*1	2	*2	3	*4	4
2	<b>PISHCHUK Dmitry Olegovich (RUS)</b>	0	*1	3	*5	5	*6	8	*9	11
	HRIBAR Ivan (CRO)	*0	1	*1	1	*3	4	*4	5	5
3	<b>PISHCHUK Dmitry Olegovich (RUS)</b>	*0	1	*3	5	*7	9	*10	11	
	HRIBAR Ivan (CRO)	0	*1	1	*1	1	*1	2	2	

### LEGEND

\* Server

**MS** Men's Single

**MT** Men's Team

**No.** Number

**WS** Women's Single

**WT** Women's Team

**Note:** The "Greatest deficit overcome" only applies when the player ends up winning the game.



TUE 25 JUL 2017

### Match Results

Start Time 10:00

HELUS Jaroslav (CZE)

1 - 3

CHOI Gwonhwi (KOR)

#### Game Summary

		Match	1st Game	2nd Game	3rd Game	4th Game
HELUS Jaroslav	CZE	1	8	13	4	10
CHOI Gwonhwi	KOR	3	11	11	11	12
	Duration	14min	3min	4min	2min	5min

Match No: WS32

Table: Table 8

Umpires:

Player Statistics	HELUS Jaroslav (CZE)					CHOI Gwonhwi (KOR)				
	Game				Match	Game				Match
	1	2	3	4		1	2	3	4	
Points won	8	13	4	10	35	11	11	11	12	45
Biggest lead	-	2	-	3	3	6	5	7	2	7
Points won on own serve	5	8	2	5	20	6	7	5	6	24
Points lost on own serve	5	4	6	6	21	3	5	2	5	15
Most consecutive points won	5	5	1	3	5	6	3	4	4	6
Greatest deficit overcome	-	5	-	-	5	-	-	-	3	3
Handedness/Grip										

Game/Match Statistics	Game				Match
	1	2	3	4	
Longest rally (strokes)	6	8	10	13	13
Average rally	4	4	4	5	4

#### Game Progress

1	HELUS Jaroslav (CZE)	*0	1	*1	1	*1	2	*4	6	*7	8	8	CHOI Gwonhwi (KOR)	0	*1	3	*5	7	*8	8	*8	9	*10	11								
2	HELUS Jaroslav (CZE)	0	*0	1	*1	3	*3	4	*5	7	*9	10	*11	11	*12	13	CHOI Gwonhwi (KOR)	*0	2	*3	5	*5	7	*8	9	*9	9	*10	10	*11	11	11
3	HELUS Jaroslav (CZE)	*0	0	*1	2	*2	3	*4	4	4	CHOI Gwonhwi (KOR)	0	*2	3	*4	6	*7	8	*10	11												
4	HELUS Jaroslav (CZE)	0	*2	3	*4	5	*6	7	*8	9	*9	10	*10	10	CHOI Gwonhwi (KOR)	*0	0	*1	2	*3	4	*5	6	*7	9	*10	11	12				

#### LEGEND

\* Server

MS Men's Single

MT Men's Team

No. Number

WS Women's Single

WT Women's Team

Note: The "Greatest deficit overcome" only applies when the player ends up winning the game.



TUE 25 JUL 2017

## Match Results

Start Time 14:30

PISHCHUK Dmitry Olegovich (RUS) 3 - 1

HELUS Jaroslav (CZE)

### Game Summary

		Match	1st Game	2nd Game	3rd Game	4th Game
<b>PISHCHUK Dmitry Olegovich</b>	<b>RUS</b>	<b>3</b>	7	11	11	11
<b>HELUS Jaroslav</b>	<b>CZE</b>	<b>1</b>	11	4	8	2
Duration		<b>10min</b>	2min	2min	4min	2min

Match No: WS52

Table: Table 7

Umpires:

Player Statistics	PISHCHUK Dmitry Olegovich (RUS)					HELUS Jaroslav (CZE)				
	Game				Match	Game				Match
	1	2	3	4		1	2	3	4	
Points won	7	11	11	11	<b>40</b>	11	4	8	2	<b>25</b>
Biggest lead	1	7	3	9	<b>9</b>	5	-	-	-	<b>5</b>
Points won on own serve	4	6	6	7	<b>23</b>	7	2	5	2	<b>16</b>
Points lost on own serve	4	2	3	-	<b>9</b>	3	5	5	4	<b>17</b>
Most consecutive points won	3	4	3	9	<b>9</b>	6	1	2	2	<b>6</b>
Greatest deficit overcome	-	-	-	-	<b>-</b>	1	-	-	-	<b>1</b>
Handedness/Grip										

Game/Match Statistics	Game				Match
	1	2	3	4	
Longest rally (strokes)	8	7	9	7	<b>9</b>
Average rally	2	4	3	4	<b>3</b>

### Game Progress

1	PISHCHUK Dmitry Olegovich (RUS)	0	*1	2	*2	2	*3	4	*5	7	7	
	HELUS Jaroslav (CZE)	*0	1	*2	4	*6	7	*8	9	*9	11	
2	PISHCHUK Dmitry Olegovich (RUS)	*0	2	*4	5	*6	8	*9	10	11		
	HELUS Jaroslav (CZE)	0	*0	0	*1	2	*2	3	*4	4		
3	PISHCHUK Dmitry Olegovich (RUS)	0	*2	3	*4	5	*5	7	*8	9	*10	11
	HELUS Jaroslav (CZE)	*0	0	*1	2	*3	5	*5	6	*7	8	8
4	PISHCHUK Dmitry Olegovich (RUS)	*0	2	*2	4	*6	8	*10	11			
	HELUS Jaroslav (CZE)	0	*0	2	*2	2	*2	2	2			

### LEGEND

\* Server

**MS** Men's Single

**MT** Men's Team

**No.** Number

**WS** Women's Single

**WT** Women's Team

**Note:** The "Greatest deficit overcome" only applies when the player ends up winning the game.





TUE 25 JUL 2017

### Match Results

Start Time 14:30

HRIBAR Ivan (CRO)

0 - 3

CHOI Gwonhwi (KOR)

#### Game Summary

		Match	1st Game	2nd Game	3rd Game
HRIBAR Ivan	CRO	0	11	5	9
CHOI Gwonhwi	KOR	3	13	11	11
Duration		13min	5min	3min	5min

Match No: WS71

Table: Table 8

Umpires:

Player Statistics	HRIBAR Ivan (CRO)				CHOI Gwonhwi (KOR)			
	Game			Match	Game			Match
	1	2	3		1	2	3	
Points won	11	5	9	25	13	11	11	35
Biggest lead	5	-	3	5	2	6	3	6
Points won on own serve	7	3	4	14	8	6	5	19
Points lost on own serve	5	5	6	16	4	2	5	11
Most consecutive points won	4	2	3	4	6	3	4	6
Greatest deficit overcome	-	-	-	-	5	-	3	5
Handedness/Grip								

Game/Match Statistics	Game			Match
	1	2	3	
Longest rally (strokes)	11	7	9	11
Average rally	4	3	4	4

#### Game Progress

1	HRIBAR Ivan (CRO)	*0	1	*2	4	*5	7	*8	8	*8	9	*10	11	*11	11	11
	CHOI Gwonhwi (KOR)	0	*1	2	*2	3	*3	4	*6	8	*9	10	*10	11	*12	13
2	HRIBAR Ivan (CRO)	0	*0	2	*2	3	*4	4	*5	5						
	CHOI Gwonhwi (KOR)	*0	2	*2	4	*5	6	*8	9	11						
3	HRIBAR Ivan (CRO)	*0	2	*3	4	*5	5	*6	6	*7	8	9				
	CHOI Gwonhwi (KOR)	0	*0	1	*2	3	*5	6	*8	9	*10	11				

#### LEGEND

\* Server

MS Men's Single

MT Men's Team

No. Number

WS Women's Single

WT Women's Team

Note: The "Greatest deficit overcome" only applies when the player ends up winning the game.



WED 26 JUL 2017

## Match Results

Start Time 10:00

HELUS Jaroslav (CZE)

3 - 0

HRIBAR Ivan (CRO)

### Game Summary

		Match	1st Game	2nd Game	3rd Game
HELUS Jaroslav	CZE	3	11	11	11
HRIBAR Ivan	CRO	0	6	6	7
Duration		8min	2min	3min	3min

Match No: WS90

Table: Table 7

Umpires:

Player Statistics	HELUS Jaroslav (CZE)				HRIBAR Ivan (CRO)			
	Game			Match	Game			Match
	1	2	3		1	2	3	
Points won	11	11	11	33	6	6	7	19
Biggest lead	7	5	5	7	1	-	-	1
Points won on own serve	6	6	6	18	4	3	5	12
Points lost on own serve	2	3	2	7	5	5	5	15
Most consecutive points won	5	3	4	5	3	1	2	3
Greatest deficit overcome	1	-	-	1	-	-	-	-
Handedness/Grip								

Game/Match Statistics	Game			Match
	1	2	3	
Longest rally (strokes)	4	11	7	11
Average rally	3	3	4	3

### Game Progress

1	HELUS Jaroslav (CZE)	0	*1	3	*4	6	*8	9	*9	10	11
	HRIBAR Ivan (CRO)	*0	1	*1	2	*2	2	*3	5	*6	6
2	HELUS Jaroslav (CZE)	*0	1	*3	4	*5	6	*7	9	*10	11
	HRIBAR Ivan (CRO)	0	*1	1	*2	3	*4	5	*5	6	6
3	HELUS Jaroslav (CZE)	0	*2	3	*4	6	*7	8	*8	10	11
	HRIBAR Ivan (CRO)	*0	0	*1	2	*2	3	*4	6	*6	7

### LEGEND

\* Server

MS Men's Single

MT Men's Team

No. Number

WS Women's Single

WT Women's Team

Note: The "Greatest deficit overcome" only applies when the player ends up winning the game.



WED 26 JUL 2017

## Match Results

Start Time 10:00

PISHCHUK Dmitry Olegovich (RUS)

2 - 3

CHOI Gwonhwi (KOR)

### Game Summary

		Match	1st Game	2nd Game	3rd Game	4th Game	5th Game
PISHCHUK Dmitry Olegovich	RUS	2	11	11	11	7	9
CHOI Gwonhwi	KOR	3	9	7	13	11	11
	Duration	20min	4min	4min	5min	3min	4min

Match No: WS109

Table: Table 8

Umpires:

Player Statistics	PISHCHUK Dmitry Olegovich (RUS)						CHOI Gwonhwi (KOR)					
	Game					Match	Game					Match
	1	2	3	4	5		1	2	3	4	5	
Points won	11	11	11	7	9	49	9	7	13	11	11	51
Biggest lead	2	4	4	-	3	4	4	1	2	5	2	5
Points won on own serve	7	6	7	5	5	30	6	5	8	8	6	33
Points lost on own serve	3	2	5	3	5	18	4	5	4	2	4	19
Most consecutive points won	3	5	4	2	4	5	4	3	3	4	4	4
Greatest deficit overcome	4	1	-	-	-	4	-	-	4	-	3	4
Handedness/Grip												

Game/Match Statistics	Game					Match
	1	2	3	4	5	
Longest rally (strokes)	7	6	9	7	6	9
Average rally	3	4	4	4	4	3

### Game Progress

1	PISHCHUK Dmitry Olegovich (RUS)	*0	1	*2	2	*2	4	*5	7	*8	10	11				
	CHOI Gwonhwi (KOR)	0	*1	2	*4	6	*6	7	*7	8	*8	9				
2	PISHCHUK Dmitry Olegovich (RUS)	0	*1	2	*4	6	*6	7	*8	10	11					
	CHOI Gwonhwi (KOR)	*0	1	*2	2	*2	4	*5	6	*6	7					
3	PISHCHUK Dmitry Olegovich (RUS)	*0	2	*3	3	*4	5	*7	9	*9	10	*10	11	*11	11	11
	CHOI Gwonhwi (KOR)	0	*0	1	*3	4	*5	5	*5	7	*8	10	*10	11	*12	13
4	PISHCHUK Dmitry Olegovich (RUS)	0	*0	2	*2	3	*4	5	*5	6	7					
	CHOI Gwonhwi (KOR)	*0	2	*2	4	*5	6	*7	9	*10	11					
5	PISHCHUK Dmitry Olegovich (RUS)	*0	1	*2	4	*5	5	*6	7	*8	9	9				
	CHOI Gwonhwi (KOR)	0	*1	2	*2	3	*5	6	*7	8	*9	11				

### LEGEND

\* Server

MS Men's Single

MT Men's Team

No. Number

WS Women's Single

WT Women's Team

Note: The "Greatest deficit overcome" only applies when the player ends up winning the game.



TUE 25 JUL 2017

### Match Results

Start Time 10:30

WANG Yi-Hsiang (TPE)

3 - 0

MAKAI Akos Emil (HUN)

#### Game Summary

		Match	1st Game	2nd Game	3rd Game
WANG Yi-Hsiang	TPE	3	11	11	11
MAKAI Akos Emil	HUN	0	5	4	7
Duration		8min	2min	3min	3min

Match No: WS13

Table: Table 9

Umpires:

Player Statistics	WANG Yi-Hsiang (TPE)				MAKAI Akos Emil (HUN)			
	Game			Match	Game			Match
	1	2	3		1	2	3	
Points won	11	11	11	33	5	4	7	16
Biggest lead	6	7	4	7	-	-	1	1
Points won on own serve	7	7	6	20	4	3	5	12
Points lost on own serve	1	1	2	4	4	4	5	13
Most consecutive points won	4	6	5	6	2	2	3	3
Greatest deficit overcome	-	-	1	1	-	-	-	-
Handedness/Grip								

Game/Match Statistics	Game			Match
	1	2	3	
Longest rally (strokes)	7	5	7	7
Average rally	3	3	3	3

#### Game Progress

1	WANG Yi-Hsiang (TPE)	0	*2	4	*4	6	*7	8	*9	11	
	MAKAI Akos Emil (HUN)	*0	0	*0	2	*2	3	*4	5	5	
2	WANG Yi-Hsiang (TPE)	*0	2	*4	6	*6	8	*9	10	11	
	MAKAI Akos Emil (HUN)	0	*0	0	*0	2	*2	3	*4	4	
3	WANG Yi-Hsiang (TPE)	0	*2	4	*4	5	*5	6	*8	10	11
	MAKAI Akos Emil (HUN)	*0	0	*0	2	*3	5	*6	6	*6	7

#### LEGEND

\* Server

MS Men's Single

MT Men's Team

No. Number

WS Women's Single

WT Women's Team

Note: The "Greatest deficit overcome" only applies when the player ends up winning the game.



TUE 25 JUL 2017

## Match Results

Start Time 10:30

SCHÖLZEL Sebastian (GER)

3 - 2

ORIFOV Dilmurod (UZB)

### Game Summary

		Match	1st Game	2nd Game	3rd Game	4th Game	5th Game
SCHÖLZEL Sebastian	GER	3	11	9	8	11	11
ORIFOV Dilmurod	UZB	2	9	11	11	9	5
	Duration	15min	2min	4min	3min	3min	3min

Match No: WS33

Table: Table 1

Umpires:

Player Statistics	SCHÖLZEL Sebastian (GER)						ORIFOV Dilmurod (UZB)					
	Game					Match	Game					Match
	1	2	3	4	5		1	2	3	4	5	
Points won	11	9	8	11	11	50	9	11	11	9	5	45
Biggest lead	3	3	-	5	7	7	2	2	3	1	-	3
Points won on own serve	6	4	3	5	6	24	5	5	5	4	3	22
Points lost on own serve	4	6	6	5	2	23	5	5	5	6	5	26
Most consecutive points won	4	3	2	6	7	7	3	5	3	3	3	5
Greatest deficit overcome	2	-	-	1	-	2	-	3	-	-	-	3
Handedness/Grip												

Game/Match Statistics	Game					Match
	1	2	3	4	5	
Longest rally (strokes)	9	8	8	8	10	10
Average rally	3	4	4	4	3	3

### Game Progress

1	SCHÖLZEL Sebastian (GER)	0	*2	3	*3	4	*5	6	*6	8	*10	11
	ORIFOV Dilmurod (UZB)	*0	0	*1	3	*4	5	*6	8	*8	8	9
2	SCHÖLZEL Sebastian (GER)	*0	1	*2	3	*4	5	*7	8	*9	9	9
	ORIFOV Dilmurod (UZB)	0	*1	2	*3	4	*5	5	*6	7	*9	11
3	SCHÖLZEL Sebastian (GER)	0	*1	1	*2	3	*5	6	*6	7	*8	8
	ORIFOV Dilmurod (UZB)	*0	1	*3	4	*5	5	*6	8	*9	10	11
4	SCHÖLZEL Sebastian (GER)	*0	1	*3	5	*6	6	*8	9	*9	10	11
	ORIFOV Dilmurod (UZB)	0	*1	1	*1	2	*4	4	*5	7	*8	9
5	SCHÖLZEL Sebastian (GER)	0	*2	4	*6	7	*8	9	*9	11		
	ORIFOV Dilmurod (UZB)	*0	0	*0	0	*1	2	*3	5	5		

### LEGEND

\* Server

MS Men's Single

MT Men's Team

No. Number

WS Women's Single

WT Women's Team

Note: The "Greatest deficit overcome" only applies when the player ends up winning the game.

TTM1M13\_73A 1.0

Page 1 / 1

Report Created TUE 25 JUL 2017 11:46



TUE 25 JUL 2017

## Match Results

Start Time 15:00

WANG Yi-Hsiang (TPE)

3 - 0

SCHÖLZEL Sebastian (GER)

### Game Summary

		Match	1st Game	2nd Game	3rd Game
WANG Yi-Hsiang	TPE	3	11	11	11
SCHÖLZEL Sebastian	GER	0	9	5	8
Duration		13min	5min	3min	5min

Match No: WS53

Table: Table 9

Umpires:

Player Statistics	WANG Yi-Hsiang (TPE)				SCHÖLZEL Sebastian (GER)			
	Game			Match	Game			Match
	1	2	3		1	2	3	
Points won	11	11	11	33	9	5	8	22
Biggest lead	2	6	3	6	2	1	2	2
Points won on own serve	6	6	7	19	5	3	6	14
Points lost on own serve	4	2	2	8	5	5	4	14
Most consecutive points won	4	5	3	5	3	2	3	3
Greatest deficit overcome	2	1	2	2	-	-	-	-
Handedness/Grip								

Game/Match Statistics	Game			Match
	1	2	3	
Longest rally (strokes)	7	11	7	11
Average rally	4	4	4	4

### Game Progress

1	WANG Yi-Hsiang (TPE)	0	*1	2	*2	4	*5	5	*6	8	*10	11
	SCHÖLZEL Sebastian (GER)	*0	1	*2	4	*4	5	*7	8	*8	8	9
2	WANG Yi-Hsiang (TPE)	*0	1	*2	4	*6	7	*7	9	11		
	SCHÖLZEL Sebastian (GER)	0	*1	2	*2	2	*3	5	*5	5		
3	WANG Yi-Hsiang (TPE)	0	*1	2	*2	4	*5	6	*7	9	*10	11
	SCHÖLZEL Sebastian (GER)	*0	1	*2	4	*4	5	*6	7	*7	8	8

### LEGEND

\* Server

MS Men's Single

MT Men's Team

No. Number

WS Women's Single

WT Women's Team

Note: The "Greatest deficit overcome" only applies when the player ends up winning the game.

TTM1M13\_73A 1.0

Page 1 / 1

Report Created TUE 25 JUL 2017 11:46



TUE 25 JUL 2017

### Match Results

Start Time 15:00

MAKAI Akos Emil (HUN)

0 - 3

ORIFOV Dilmurod (UZB)

#### Game Summary

		Match	1st Game	2nd Game	3rd Game
MAKAI Akos Emil	HUN	0	7	5	8
ORIFOV Dilmurod	UZB	3	11	11	11
Duration		9min	3min	2min	4min

Match No: WS72

Table: Table 1

Umpires:

Player Statistics	MAKAI Akos Emil (HUN)				ORIFOV Dilmurod (UZB)			
	Game			Match	Game			Match
	1	2	3		1	2	3	
Points won	7	5	8	20	11	11	11	33
Biggest lead	2	1	2	2	4	6	3	6
Points won on own serve	5	2	5	12	6	5	6	17
Points lost on own serve	5	6	5	16	2	3	3	8
Most consecutive points won	2	1	3	3	3	5	4	5
Greatest deficit overcome	-	-	-	-	2	1	2	2
Handedness/Grip								

Game/Match Statistics	Game			Match
	1	2	3	
Longest rally (strokes)	10	5	8	10
Average rally	4	3	3	3

#### Game Progress

1	MAKAI Akos Emil (HUN)	*0	1	*2	4	*4	5	*5	6	*7	7
	ORIFOV Dilmurod (UZB)	0	*1	2	*2	4	*5	7	*8	9	11
2	MAKAI Akos Emil (HUN)	0	*1	1	*1	2	*3	4	*5	5	
	ORIFOV Dilmurod (UZB)	*0	1	*3	5	*6	7	*8	9	11	
3	MAKAI Akos Emil (HUN)	*0	2	*2	3	*4	4	*5	7	*8	8
	ORIFOV Dilmurod (UZB)	0	*0	2	*3	4	*6	7	*7	8	*10

#### LEGEND

\* Server

MS Men's Single

MT Men's Team

No. Number

WS Women's Single

WT Women's Team

Note: The "Greatest deficit overcome" only applies when the player ends up winning the game.



WED 26 JUL 2017

### Match Results

Start Time 10:30

**SCHÖLZEL Sebastian (GER)**

**3 - 1**

**MAKAI Akos Emil (HUN)**

#### Game Summary

		Match	1st Game	2nd Game	3rd Game	4th Game
<b>SCHÖLZEL Sebastian</b>	<b>GER</b>	<b>3</b>	10	11	11	11
<b>MAKAI Akos Emil</b>	<b>HUN</b>	<b>1</b>	12	4	4	3
Duration		<b>10min</b>	4min	2min	2min	2min

Match No: WS91

Table: Table 9

Umpires:

Player Statistics	SCHÖLZEL Sebastian (GER)					MAKAI Akos Emil (HUN)				
	Game				Match	Game				Match
	1	2	3	4		1	2	3	4	
Points won	10	11	11	11	<b>43</b>	12	4	4	3	<b>23</b>
Biggest lead	2	7	8	8	<b>8</b>	2	-	-	1	<b>2</b>
Points won on own serve	5	8	7	7	<b>27</b>	6	4	4	2	<b>16</b>
Points lost on own serve	6	-	-	1	<b>7</b>	5	3	4	4	<b>16</b>
Most consecutive points won	2	4	5	9	<b>9</b>	3	2	2	3	<b>3</b>
Greatest deficit overcome	-	-	-	1	<b>1</b>	2	-	-	-	<b>2</b>
Handedness/Grip										

Game/Match Statistics	Game				Match
	1	2	3	4	
Longest rally (strokes)	7	8	7	4	<b>8</b>
Average rally	4	3	3	3	<b>3</b>

#### Game Progress

1	SCHÖLZEL Sebastian (GER)	0	*1	2	*3	4	*5	7	*8	8	*9	10	*10	<b>10</b>
	MAKAI Akos Emil (HUN)	*0	1	*2	3	*4	5	*5	6	*8	9	*10	11	<b>12</b>
2	SCHÖLZEL Sebastian (GER)	*0	2	*2	4	*5	7	*8	10	<b>11</b>				
	MAKAI Akos Emil (HUN)	0	*0	2	*2	3	*3	4	*4	<b>4</b>				
3	SCHÖLZEL Sebastian (GER)	0	*2	4	*5	7	*8	10	*10	<b>11</b>				
	MAKAI Akos Emil (HUN)	*0	0	*0	1	*1	2	*2	4	<b>4</b>				
4	SCHÖLZEL Sebastian (GER)	*0	2	*2	3	*5	7	*9	<b>11</b>					
	MAKAI Akos Emil (HUN)	0	*0	2	*3	3	*3	3	<b>3</b>					

#### LEGEND

\* Server

**MS** Men's Single

**MT** Men's Team

**No.** Number

**WS** Women's Single

**WT** Women's Team

**Note:** The "Greatest deficit overcome" only applies when the player ends up winning the game.





WED 26 JUL 2017

### Match Results

Start Time 10:30

WANG Yi-Hsiang (TPE)

3 - 0

ORIFOV Dilmurod (UZB)

#### Game Summary

		Match	1st Game	2nd Game	3rd Game
WANG Yi-Hsiang	TPE	3	11	11	11
ORIFOV Dilmurod	UZB	0	2	3	3
Duration		6min	2min	2min	2min

Match No: WS110

Table: Table 1

Umpires:

Player Statistics	WANG Yi-Hsiang (TPE)				ORIFOV Dilmurod (UZB)			
	Game			Match	Game			Match
	1	2	3		1	2	3	
Points won	11	11	11	33	2	3	3	8
Biggest lead	9	8	8	9	-	-	-	-
Points won on own serve	5	7	3	15	1	2	-	3
Points lost on own serve	1	1	3	5	6	4	8	18
Most consecutive points won	7	6	7	7	1	1	2	2
Greatest deficit overcome	-	-	-	-	-	-	-	-
Handedness/Grip								

Game/Match Statistics	Game			Match
	1	2	3	
Longest rally (strokes)	7	6	8	8
Average rally	3	3	3	3

#### Game Progress

1	WANG Yi-Hsiang (TPE)	0	*2	3	*4	6	*8	10	11
	ORIFOV Dilmurod (UZB)	*0	0	*1	2	*2	2	*2	2
2	WANG Yi-Hsiang (TPE)	*0	2	*4	6	*7	8	*9	11
	ORIFOV Dilmurod (UZB)	0	*0	0	*0	1	*2	3	3
3	WANG Yi-Hsiang (TPE)	0	*2	3	*5	7	*9	9	11
	ORIFOV Dilmurod (UZB)	*0	0	*1	1	*1	1	*3	3

#### LEGEND

\* Server

MS Men's Single

MT Men's Team

No. Number

WS Women's Single

WT Women's Team

Note: The "Greatest deficit overcome" only applies when the player ends up winning the game.



TUE 25 JUL 2017

### Match Results

Start Time 10:30

**TOMIC Ilija (CRO)**

**3 - 1**

**MATOUS Roman (CZE)**

#### Game Summary

		Match	1st Game	2nd Game	3rd Game	4th Game
<b>TOMIC Ilija</b>	<b>CRO</b>	<b>3</b>	11	14	8	11
<b>MATOUS Roman</b>	<b>CZE</b>	<b>1</b>	8	12	11	7
Duration		<b>18min</b>	4min	6min	4min	4min

Match No: WS14

Table: Table 2

Umpires:

Player Statistics	TOMIC Ilija (CRO)					MATOUS Roman (CZE)				
	Game				Match	Game				Match
	1	2	3	4		1	2	3	4	
Points won	11	14	8	11	<b>44</b>	8	12	11	7	<b>38</b>
Biggest lead	5	2	1	4	<b>5</b>	-	2	4	4	<b>4</b>
Points won on own serve	7	9	7	6	<b>29</b>	5	8	8	5	<b>26</b>
Points lost on own serve	3	4	3	2	<b>12</b>	4	5	1	5	<b>15</b>
Most consecutive points won	4	3	2	8	<b>8</b>	3	2	4	3	<b>4</b>
Greatest deficit overcome	-	2	-	4	<b>4</b>	-	-	1	-	<b>1</b>
Handedness/Grip										

Game/Match Statistics	Game				Match
	1	2	3	4	
Longest rally (strokes)	10	10	6	7	<b>10</b>
Average rally	4	4	3	4	<b>4</b>

#### Game Progress

1	<b>TOMIC Ilija (CRO)</b>	*0	1	*2	4	*4	6	*7	9	*10	10	<b>11</b>	<b>MATOUS Roman (CZE)</b>	0	*1	2	*2	4	*4	5	*5	6	*8	<b>8</b>												
2	<b>TOMIC Ilija (CRO)</b>	0	*1	2	*3	4	*4	6	*7	8	*8	10	*11	11	*11	12	*13	<b>14</b>	<b>MATOUS Roman (CZE)</b>	*0	1	*2	3	*4	6	*6	7	*8	10	*10	10	*11	12	*12	12	<b>12</b>
3	<b>TOMIC Ilija (CRO)</b>	*0	1	*2	2	*2	4	*4	6	*6	8	<b>8</b>	<b>MATOUS Roman (CZE)</b>	0	*1	2	*4	6	*6	8	*8	10	*10	<b>11</b>												
4	<b>TOMIC Ilija (CRO)</b>	0	*1	2	*2	3	*3	5	*7	9	<b>11</b>	<b>MATOUS Roman (CZE)</b>	*0	1	*2	4	*5	7	*7	7	*7	<b>7</b>														

#### LEGEND

\* Server

**MS** Men's Single

**MT** Men's Team

**No.** Number

**WS** Women's Single

**WT** Women's Team

**Note:** The "Greatest deficit overcome" only applies when the player ends up winning the game.

TTM1N14\_73A 1.0

Page 1 / 1

Report Created TUE 25 JUL 2017 11:48



TUE 25 JUL 2017

## Match Results

Start Time 10:30

KRÄMER Christopher (AUT)

3 - 0

BUNPRASAN Sirisak (THA)

### Game Summary

		Match	1st Game	2nd Game	3rd Game
<b>KRÄMER Christopher</b>	<b>AUT</b>	<b>3</b>	11	11	11
BUNPRASAN Sirisak	THA	0	1	4	0
Duration		7min	2min	3min	2min

Match No: WS34

Table: Table 3

Umpires:

Player Statistics	KRÄMER Christopher (AUT)				BUNPRASAN Sirisak (THA)			
	Game			Match	Game			Match
	1	2	3		1	2	3	
Points won	11	11	11	33	1	4	-	5
Biggest lead	10	7	11	11	-	-	-	-
Points won on own serve	5	6	5	16	-	2	-	2
Points lost on own serve	1	2	-	3	6	5	6	17
Most consecutive points won	9	4	11	11	1	1	-	1
Greatest deficit overcome	-	-	-	-	-	-	-	-
Handedness/Grip								

Game/Match Statistics	Game			Match
	1	2	3	
Longest rally (strokes)	4	5	7	7
Average rally	3	3	4	3

### Game Progress

1	KRÄMER Christopher (AUT)	0	*2	3	*5	7	*9	11	
	BUNPRASAN Sirisak (THA)	*0	0	*1	1	*1	1	1	
2	KRÄMER Christopher (AUT)	*0	1	*3	5	*6	7	*8	10 11
	BUNPRASAN Sirisak (THA)	0	*1	1	*1	2	*3	4	*4 4
3	KRÄMER Christopher (AUT)	0	*2	4	*6	8	*10	11	
	BUNPRASAN Sirisak (THA)	*0	0	*0	0	*0	0	0	

### LEGEND

\* Server

MS Men's Single

MT Men's Team

No. Number

WS Women's Single

WT Women's Team

Note: The "Greatest deficit overcome" only applies when the player ends up winning the game.

TTM1N14\_73A 1.0

Page 1 / 1

Report Created TUE 25 JUL 2017 11:48



TUE 25 JUL 2017

### Match Results

Start Time 15:00

TOMIC Ilija (CRO)

0 - 3

KRÄMER Christopher (AUT)

#### Game Summary

		Match	1st Game	2nd Game	3rd Game
TOMIC Ilija	CRO	0	11	9	10
KRÄMER Christopher	AUT	3	13	11	12
Duration		13min	5min	4min	4min

Match No: WS54

Table: Table 2

Umpires:

Player Statistics	TOMIC Ilija (CRO)				KRÄMER Christopher (AUT)			
	Game			Match	Game			Match
	1	2	3		1	2	3	
Points won	11	9	10	30	13	11	12	36
Biggest lead	1	2	1	2	4	3	3	4
Points won on own serve	7	5	5	17	8	6	6	20
Points lost on own serve	5	5	6	16	4	4	5	13
Most consecutive points won	4	3	4	4	4	4	3	4
Greatest deficit overcome	-	-	-	-	1	2	1	2
Handedness/Grip								

Game/Match Statistics	Game			Match
	1	2	3	
Longest rally (strokes)	8	6	9	9
Average rally	3	4	4	4

#### Game Progress

1	TOMIC Ilija (CRO)	*0	0	*0	1	*3	5	*6	7	*7	9	*10	11	*11	11	11
	KRÄMER Christopher (AUT)	0	*2	4	*5	5	*5	6	*7	9	*9	10	*10	11	*12	13
2	TOMIC Ilija (CRO)	0	*1	3	*3	4	*5	6	*7	7	*8	9				
	KRÄMER Christopher (AUT)	*0	1	*1	3	*4	5	*6	7	*9	10	11				
3	TOMIC Ilija (CRO)	*0	0	*1	3	*4	4	*5	7	*8	9	*10	10	10		
	KRÄMER Christopher (AUT)	0	*2	3	*3	4	*6	7	*7	8	*9	10	*11	12		

#### LEGEND

\* Server

MS Men's Single

MT Men's Team

No. Number

WS Women's Single

WT Women's Team

Note: The "Greatest deficit overcome" only applies when the player ends up winning the game.

TTM1N14\_73A 1.0

Page 1 / 1

Report Created TUE 25 JUL 2017 11:48



TUE 25 JUL 2017

## Match Results

Start Time 15:00

MATOUS Roman (CZE)

3 - 0

BUNPRASAN Sirisak (THA)

### Game Summary

		Match	1st Game	2nd Game	3rd Game
MATOUS Roman	CZE	3	11	11	11
BUNPRASAN Sirisak	THA	0	6	4	5
Duration		8min	3min	2min	3min

Match No: WS73

Table: Table 3

Umpires:

Player Statistics	MATOUS Roman (CZE)				BUNPRASAN Sirisak (THA)			
	Game			Match	Game			Match
	1	2	3		1	2	3	
Points won	11	11	11	33	6	4	5	15
Biggest lead	5	7	6	7	2	1	1	2
Points won on own serve	4	6	7	17	2	2	4	8
Points lost on own serve	4	2	1	7	7	5	4	16
Most consecutive points won	5	4	6	6	3	2	2	3
Greatest deficit overcome	2	1	1	2	-	-	-	-
Handedness/Grip								

Game/Match Statistics	Game			Match
	1	2	3	
Longest rally (strokes)	4	4	6	6
Average rally	3	2	2	2

### Game Progress

1	MATOUS Roman (CZE)	0	*1	1	*3	4	*5	6	*8	10	11
	BUNPRASAN Sirisak (THA)	*0	1	*3	3	*4	5	*6	6	*6	6
2	MATOUS Roman (CZE)	*0	1	*3	4	*5	7	*8	10	11	
	BUNPRASAN Sirisak (THA)	0	*1	1	*2	3	*3	4	*4	4	
3	MATOUS Roman (CZE)	0	*1	2	*3	5	*5	7	*9	11	
	BUNPRASAN Sirisak (THA)	*0	1	*2	3	*3	5	*5	5	5	

### LEGEND

\* Server

MS Men's Single

MT Men's Team

No. Number

WS Women's Single

WT Women's Team

Note: The "Greatest deficit overcome" only applies when the player ends up winning the game.

TTM1N14\_73A 1.0

Page 1 / 1

Report Created TUE 25 JUL 2017 11:48



WED 26 JUL 2017

## Match Results

Start Time 10:30

**KRÄMER Christopher (AUT)**

**3 - 0**

**MATOUS Roman (CZE)**

### Game Summary

		Match	1st Game	2nd Game	3rd Game
<b>KRÄMER Christopher</b>	<b>AUT</b>	<b>3</b>	11	11	11
<b>MATOUS Roman</b>	<b>CZE</b>	<b>0</b>	3	6	3
Duration		<b>8min</b>	2min	3min	3min

Match No: WS92

Table: Table 2

Umpires:

Player Statistics	KRÄMER Christopher (AUT)				MATOUS Roman (CZE)			
	Game			Match	Game			Match
	1	2	3		1	2	3	
Points won	11	11	11	<b>33</b>	3	6	3	<b>12</b>
Biggest lead	8	5	8	<b>8</b>	-	1	-	<b>1</b>
Points won on own serve	7	5	5	<b>17</b>	2	3	-	<b>5</b>
Points lost on own serve	1	3	3	<b>7</b>	4	6	6	<b>16</b>
Most consecutive points won	6	5	6	<b>6</b>	2	1	2	<b>2</b>
Greatest deficit overcome	-	1	-	<b>1</b>	-	-	-	<b>-</b>
Handedness/Grip								

Game/Match Statistics	Game			Match
	1	2	3	
Longest rally (strokes)	6	6	7	<b>7</b>
Average rally	3	3	3	<b>3</b>

### Game Progress

1	<b>KRÄMER Christopher (AUT)</b>	*0	2	*4	6	*6	8	*10	11		
	<b>MATOUS Roman (CZE)</b>	0	*0	0	*0	2	*2	2	3		
2	<b>KRÄMER Christopher (AUT)</b>	0	*1	3	*5	6	*7	8	*9	10	11
	<b>MATOUS Roman (CZE)</b>	*0	1	*1	1	*2	3	*4	5	*6	6
3	<b>KRÄMER Christopher (AUT)</b>	*0	2	*4	4	*6	8	*10	11		
	<b>MATOUS Roman (CZE)</b>	0	*0	0	*2	2	*2	2	3		

### LEGEND

\* Server

**MS** Men's Single

**MT** Men's Team

**No.** Number

**WS** Women's Single

**WT** Women's Team

**Note:** The "Greatest deficit overcome" only applies when the player ends up winning the game.

TTM1N14\_73A 1.0

Page 1 / 1

Report Created TUE 25 JUL 2017 11:48



WED 26 JUL 2017

### Match Results

Start Time 10:30

**TOMIC Ilija (CRO)**

**3 - 1**

**BUNPRASAN Sirisak (THA)**

#### Game Summary

		Match	1st Game	2nd Game	3rd Game	4th Game
<b>TOMIC Ilija</b>	<b>CRO</b>	<b>3</b>	11	11	10	11
BUNPRASAN Sirisak	THA	1	7	7	12	7
Duration		<b>10min</b>	0min	2min	5min	3min

Match No: WS111

Table: Table 3

Umpires:

Player Statistics	TOMIC Ilija (CRO)					BUNPRASAN Sirisak (THA)				
	Game				Match	Game				Match
	1	2	3	4		1	2	3	4	
Points won	11	11	10	11	<b>43</b>	7	7	12	7	<b>33</b>
Biggest lead	6	4	4	5	<b>6</b>	1	1	2	-	<b>2</b>
Points won on own serve	4	6	6	8	<b>24</b>	3	3	7	5	<b>18</b>
Points lost on own serve	4	4	5	2	<b>15</b>	7	5	4	3	<b>19</b>
Most consecutive points won	7	4	6	3	<b>7</b>	3	4	6	2	<b>6</b>
Greatest deficit overcome	1	1	-	-	<b>1</b>	-	-	4	-	<b>4</b>
Handedness/Grip										

Game/Match Statistics	Game				Match
	1	2	3	4	
Longest rally (strokes)	8	14	12	5	<b>14</b>
Average rally	1	3	4	2	<b>3</b>

#### Game Progress

1	<b>TOMIC Ilija (CRO)</b>	0	*1	2	*3	4	*6	8	*10	10	11			
	BUNPRASAN Sirisak (THA)	*0	1	*2	3	*4	4	*4	4	*6	7			
2	<b>TOMIC Ilija (CRO)</b>	*0	2	*3	3	*4	5	*6	7	*9	11			
	BUNPRASAN Sirisak (THA)	0	*0	1	*3	4	*5	6	*7	7	7			
3	<b>TOMIC Ilija (CRO)</b>	0	*1	2	*2	3	*4	6	*8	10	*10	10	*10	10
	BUNPRASAN Sirisak (THA)	*0	1	*2	4	*5	6	*6	6	*6	8	*10	11	12
4	<b>TOMIC Ilija (CRO)</b>	*0	2	*3	5	*6	7	*8	9	*9	11			
	BUNPRASAN Sirisak (THA)	0	*0	1	*1	2	*3	4	*5	7	7			

#### LEGEND

\* Server

**MS** Men's Single

**MT** Men's Team

**No.** Number

**WS** Women's Single

**WT** Women's Team

**Note:** The "Greatest deficit overcome" only applies when the player ends up winning the game.

TTM1N14\_73A 1.0

Page 1 / 1

Report Created TUE 25 JUL 2017 11:48



TUE 25 JUL 2017

## Match Results

Start Time 10:30

WU Ho Ting (HKG)

3 - 2

ANDERSSON Jan Roger (NOR)

### Game Summary

		Match	1st Game	2nd Game	3rd Game	4th Game	5th Game
WU Ho Ting	HKG	3	7	11	11	7	11
ANDERSSON Jan Roger	NOR	2	11	6	6	11	6
	Duration	14min	0min	3min	3min	4min	4min

Match No: WS15

Table: Table 4

Umpires:

Player Statistics	WU Ho Ting (HKG)						ANDERSSON Jan Roger (NOR)					
	Game					Match	Game					Match
	1	2	3	4	5		1	2	3	4	5	
Points won	7	11	11	7	11	47	11	6	6	11	6	40
Biggest lead	-	5	5	2	5	5	9	3	2	5	2	9
Points won on own serve	4	5	4	4	7	24	7	2	2	5	5	21
Points lost on own serve	4	4	4	6	1	19	3	6	7	3	4	23
Most consecutive points won	7	8	4	2	6	8	9	2	3	5	2	9
Greatest deficit overcome	-	3	2	-	2	3	-	-	-	2	-	2
Handedness/Grip												

Game/Match Statistics	Game					Match
	1	2	3	4	5	
Longest rally (strokes)	-	11	8	9	8	11
Average rally	-	3	3	4	3	3

### Game Progress

1	WU Ho Ting (HKG)	0	*0	0	*0	0	*1	3	*5	7	7
	ANDERSSON Jan Roger (NOR)	*0	2	*4	6	*8	9	*9	9	*9	11
2	WU Ho Ting (HKG)	*0	1	*2	2	*3	4	*6	8	*10	11
	ANDERSSON Jan Roger (NOR)	0	*1	2	*4	5	*6	6	*6	6	6
3	WU Ho Ting (HKG)	0	*1	1	*3	5	*6	7	*9	10	11
	ANDERSSON Jan Roger (NOR)	*0	1	*3	3	*3	4	*5	5	*6	6
4	WU Ho Ting (HKG)	*0	2	*3	3	*4	4	*4	5	*6	7
	ANDERSSON Jan Roger (NOR)	0	*0	1	*3	4	*6	8	*9	10	11
5	WU Ho Ting (HKG)	0	*0	2	*4	6	*7	8	*8	10	11
	ANDERSSON Jan Roger (NOR)	*0	2	*2	2	*2	3	*4	6	*6	6

### LEGEND

\* Server

MS Men's Single

MT Men's Team

No. Number

WS Women's Single

WT Women's Team

Note: The "Greatest deficit overcome" only applies when the player ends up winning the game.

TTM1O15\_73A 1.0

Page 1 / 1

Report Created TUE 25 JUL 2017 11:51





TUE 25 JUL 2017

### Match Results

Start Time 10:30

**YAKOVENKO Anatolii (UKR)**

**3 - 0**

**NAGESH Kakarlamudi (IND)**

#### Game Summary

		Match	1st Game	2nd Game	3rd Game
<b>YAKOVENKO Anatolii</b>	<b>UKR</b>	<b>3</b>	11	11	11
<b>NAGESH Kakarlamudi</b>	<b>IND</b>	<b>0</b>	8	2	9
Duration		<b>9min</b>	3min	2min	4min

Match No: WS35

Table: Table 5

Umpires:

Player Statistics	YAKOVENKO Anatolii (UKR)				NAGESH Kakarlamudi (IND)			
	Game			Match	Game			Match
	1	2	3		1	2	3	
Points won	11	11	11	<b>33</b>	8	2	9	<b>19</b>
Biggest lead	3	9	4	<b>9</b>	-	1	1	<b>1</b>
Points won on own serve	7	6	5	<b>18</b>	5	2	4	<b>11</b>
Points lost on own serve	3	-	5	<b>8</b>	4	5	6	<b>15</b>
Most consecutive points won	3	7	4	<b>7</b>	2	1	4	<b>4</b>
Greatest deficit overcome	-	1	1	<b>1</b>	-	-	-	<b>-</b>
Handedness/Grip								

Game/Match Statistics	Game			Match
	1	2	3	
Longest rally (strokes)	4	5	10	<b>10</b>
Average rally	2	2	3	<b>2</b>

#### Game Progress

1	<b>YAKOVENKO Anatolii (UKR)</b>	*0	2	*3	3	*4	5	*6	8	*8	10	11
	NAGESH Kakarlamudi (IND)	0	*0	1	*3	4	*5	6	*6	8	*8	8
2	<b>YAKOVENKO Anatolii (UKR)</b>	0	*1	3	*4	6	*8	10	11			
	NAGESH Kakarlamudi (IND)	*0	1	*1	2	*2	2	*2	2			
3	<b>YAKOVENKO Anatolii (UKR)</b>	*0	2	*4	5	*5	6	*7	7	*8	9	11
	NAGESH Kakarlamudi (IND)	0	*0	0	*1	3	*4	5	*7	8	*9	9

#### LEGEND

\* Server

**MS** Men's Single

**MT** Men's Team

**No.** Number

**WS** Women's Single

**WT** Women's Team

**Note:** The "Greatest deficit overcome" only applies when the player ends up winning the game.



TUE 25 JUL 2017

## Match Results

Start Time 15:00

WU Ho Ting (HKG)

3 - 1

YAKOVENKO Anatolii (UKR)

### Game Summary

		Match	1st Game	2nd Game	3rd Game	4th Game
WU Ho Ting	HKG	3	11	11	11	11
YAKOVENKO Anatolii	UKR	1	9	8	13	7
	Duration	19min	5min	4min	5min	5min

Match No: WS55

Table: Table 4

Umpires:

Player Statistics	WU Ho Ting (HKG)					YAKOVENKO Anatolii (UKR)				
	Game				Match	Game				Match
	1	2	3	4		1	2	3	4	
Points won	11	11	11	11	44	9	8	13	7	37
Biggest lead	2	3	6	4	6	2	3	2	4	4
Points won on own serve	4	6	7	7	24	3	5	8	6	22
Points lost on own serve	6	3	5	1	15	7	5	4	4	20
Most consecutive points won	3	4	6	7	7	2	3	6	3	6
Greatest deficit overcome	2	3	-	4	4	-	-	6	-	6
Handedness/Grip										

Game/Match Statistics	Game				Match
	1	2	3	4	
Longest rally (strokes)	9	4	8	11	11
Average rally	3	2	3	3	3

### Game Progress

1	WU Ho Ting (HKG)	*0	1	*2	3	*4	4	*6	7	*8	9	11	YAKOVENKO Anatolii (UKR)	0	*1	2	*3	4	*6	6	*7	8	*9	9								
2	WU Ho Ting (HKG)	0	*1	2	*2	3	*5	6	*7	9	*10	11	YAKOVENKO Anatolii (UKR)	*0	1	*2	4	*5	5	*6	7	*7	8	8								
3	WU Ho Ting (HKG)	*0	2	*4	6	*6	6	*6	8	*9	9	*10	11	*11	11	11	YAKOVENKO Anatolii (UKR)	0	*0	0	*0	2	*4	6	*6	7	*9	10	*10	11	*12	13
4	WU Ho Ting (HKG)	0	*0	1	*1	3	*4	6	*8	10	11	YAKOVENKO Anatolii (UKR)	*0	2	*3	5	*5	6	*6	6	*6	7										

### LEGEND

\* Server

MS Men's Single

MT Men's Team

No. Number

WS Women's Single

WT Women's Team

Note: The "Greatest deficit overcome" only applies when the player ends up winning the game.

TTM1O15\_73A 1.0

Page 1 / 1

Report Created TUE 25 JUL 2017 11:51



TUE 25 JUL 2017

## Match Results

Start Time 15:00

ANDERSSON Jan Roger (NOR)

3 - 0

NAGESH Kakarlamudi (IND)

### Game Summary

		Match	1st Game	2nd Game	3rd Game
ANDERSSON Jan Roger	NOR	3	11	11	12
NAGESH Kakarlamudi	IND	0	6	3	10
Duration		10min	3min	3min	4min

Match No: WS74

Table: Table 5

Umpires:

Player Statistics	ANDERSSON Jan Roger (NOR)				NAGESH Kakarlamudi (IND)			
	Game			Match	Game			Match
	1	2	3		1	2	3	
Points won	11	11	12	34	6	3	10	19
Biggest lead	5	8	3	8	2	1	3	3
Points won on own serve	6	5	7	18	4	-	6	10
Points lost on own serve	2	3	4	9	5	6	5	16
Most consecutive points won	4	4	4	4	2	1	4	4
Greatest deficit overcome	2	1	3	3	-	-	-	-
Handedness/Grip								

Game/Match Statistics	Game			Match
	1	2	3	
Longest rally (strokes)	6	9	7	9
Average rally	2	4	3	3

### Game Progress

1	ANDERSSON Jan Roger (NOR)	0	*1	1	*3	5	*6	8	*8	10	11	NAGESH Kakarlamudi (IND)	*0	1	*3	3	*3	4	*4	6	*6	6						
2	ANDERSSON Jan Roger (NOR)	*0	1	*3	4	*6	7	*9	11	NAGESH Kakarlamudi (IND)	0	*1	1	*2	2	*3	3	3										
3	ANDERSSON Jan Roger (NOR)	0	*2	3	*3	4	*4	5	*6	8	*9	10	*11	12	NAGESH Kakarlamudi (IND)	*0	0	*1	3	*4	6	*7	8	*8	9	*10	10	10

### LEGEND

\* Server

MS Men's Single

MT Men's Team

No. Number

WS Women's Single

WT Women's Team

Note: The "Greatest deficit overcome" only applies when the player ends up winning the game.



WED 26 JUL 2017

## Match Results

Start Time 10:30

YAKOVENKO Anatolii (UKR)

3 - 1

ANDERSSON Jan Roger (NOR)

### Game Summary

		Match	1st Game	2nd Game	3rd Game	4th Game
<b>YAKOVENKO Anatolii</b>	<b>UKR</b>	<b>3</b>	11	13	8	11
<b>ANDERSSON Jan Roger</b>	<b>NOR</b>	<b>1</b>	6	11	11	9
Duration		<b>17min</b>	3min	6min	4min	4min

Match No: WS93

Table: Table 4

Umpires:

Player Statistics	YAKOVENKO Anatolii (UKR)					ANDERSSON Jan Roger (NOR)				
	Game				Match	Game				Match
	1	2	3	4		1	2	3	4	
Points won	11	13	8	11	<b>43</b>	6	11	11	9	<b>37</b>
Biggest lead	5	3	1	6	<b>6</b>	1	3	3	1	<b>3</b>
Points won on own serve	6	8	6	6	<b>26</b>	4	7	8	5	<b>24</b>
Points lost on own serve	2	4	3	4	<b>13</b>	5	5	2	5	<b>17</b>
Most consecutive points won	3	6	3	6	<b>6</b>	3	4	3	5	<b>5</b>
Greatest deficit overcome	1	3	-	1	<b>3</b>	-	-	1	-	<b>1</b>
Handedness/Grip										

Game/Match Statistics	Game				Match
	1	2	3	4	
Longest rally (strokes)	7	12	13	13	<b>13</b>
Average rally	3	4	5	5	<b>4</b>

### Game Progress

1	<b>YAKOVENKO Anatolii (UKR)</b>	0	*2	2	*3	5	*5	7	*8	10	11	<b>ANDERSSON Jan Roger (NOR)</b>	*0	0	*2	3	*3	5	*5	6	*6	6										
2	<b>YAKOVENKO Anatolii (UKR)</b>	*0	1	*2	3	*3	4	*6	8	*9	10	*10	11	*11	12	13	<b>ANDERSSON Jan Roger (NOR)</b>	0	*1	2	*3	5	*6	6	*6	7	*8	10	*10	11	*11	11
3	<b>YAKOVENKO Anatolii (UKR)</b>	0	*1	2	*2	3	*4	6	*6	8	*8	8	<b>ANDERSSON Jan Roger (NOR)</b>	*0	1	*2	4	*5	6	*6	8	*8	10	11								
4	<b>YAKOVENKO Anatolii (UKR)</b>	*0	1	*3	5	*6	7	*8	10	*10	10	11	<b>ANDERSSON Jan Roger (NOR)</b>	0	*1	1	*1	2	*3	4	*4	6	*8	9								

### LEGEND

\* Server

**MS** Men's Single

**MT** Men's Team

**No.** Number

**WS** Women's Single

**WT** Women's Team

**Note:** The "Greatest deficit overcome" only applies when the player ends up winning the game.

TTM1O15\_73A 1.0

Page 1 / 1

Report Created TUE 25 JUL 2017 11:51



WED 26 JUL 2017

### Match Results

Start Time 10:30

WU Ho Ting (HKG)

3 - 0

NAGESH Kakarlamudi (IND)

#### Game Summary

		Match	1st Game	2nd Game	3rd Game
WU Ho Ting	HKG	3	11	11	11
NAGESH Kakarlamudi	IND	0	3	3	3
Duration		6min	2min	2min	2min

Match No: WS112

Table: Table 5

Umpires:

Player Statistics	WU Ho Ting (HKG)				NAGESH Kakarlamudi (IND)			
	Game			Match	Game			Match
	1	2	3		1	2	3	
Points won	11	11	11	33	3	3	3	9
Biggest lead	8	8	8	8	-	1	-	1
Points won on own serve	7	5	8	20	2	2	3	7
Points lost on own serve	1	1	-	2	4	6	3	13
Most consecutive points won	5	6	6	6	1	1	2	2
Greatest deficit overcome	-	1	-	1	-	-	-	-
Handedness/Grip								

Game/Match Statistics	Game			Match
	1	2	3	
Longest rally (strokes)	5	6	7	7
Average rally	2	2	2	2

#### Game Progress

1	WU Ho Ting (HKG)	*0	2	*3	5	*6	8	*10	11
	NAGESH Kakarlamudi (IND)	0	*0	1	*1	2	*2	2	3
2	WU Ho Ting (HKG)	0	*1	3	*4	5	*7	9	11
	NAGESH Kakarlamudi (IND)	*0	1	*1	2	*3	3	*3	3
3	WU Ho Ting (HKG)	*0	2	*3	5	*7	9	*9	11
	NAGESH Kakarlamudi (IND)	0	*0	1	*1	1	*1	3	3

#### LEGEND

\* Server

MS Men's Single

MT Men's Team

No. Number

WS Women's Single

WT Women's Team

Note: The "Greatest deficit overcome" only applies when the player ends up winning the game.

TTM1O15\_73A 1.0

Page 1 / 1

Report Created TUE 25 JUL 2017 11:51



TUE 25 JUL 2017

## Match Results

Start Time 10:30

ZIZIUNAS Kestutis (LTU)

3 - 0

SZALAI Bela (HUN)

### Game Summary

		Match	1st Game	2nd Game	3rd Game
ZIZIUNAS Kestutis	LTU	3	11	11	11
SZALAI Bela	HUN	0	6	9	8
Duration		4min	0min	1min	3min

Match No: WS16

Table: Table 7

Umpires:

Player Statistics	ZIZIUNAS Kestutis (LTU)				SZALAI Bela (HUN)			
	Game			Match	Game			Match
	1	2	3		1	2	3	
Points won	11	11	11	33	6	9	8	23
Biggest lead	5	2	6	6	2	1	3	3
Points won on own serve	8	6	5	19	6	5	4	15
Points lost on own serve	-	4	4	8	3	5	6	14
Most consecutive points won	4	3	7	7	2	2	4	4
Greatest deficit overcome	2	1	3	3	-	-	-	-
Handedness/Grip								

Game/Match Statistics	Game			Match
	1	2	3	
Longest rally (strokes)	-	4	6	6
Average rally	-	1	2	1

### Game Progress

1	ZIZIUNAS Kestutis (LTU)	0	*0	2	*3	5	*5	7	*8	10	11	
	SZALAI Bela (HUN)	*0	2	*2	3	*3	5	*5	6	*6	6	
2	ZIZIUNAS Kestutis (LTU)	*0	2	*3	4	*5	5	*6	7	*8	10	11
	SZALAI Bela (HUN)	0	*0	1	*2	3	*5	6	*7	8	*8	9
3	ZIZIUNAS Kestutis (LTU)	0	*0	1	*3	4	*6	8	*10	10	*10	11
	SZALAI Bela (HUN)	*0	2	*3	3	*4	4	*4	4	*6	8	8

### LEGEND

\* Server

MS Men's Single

MT Men's Team

No. Number

WS Women's Single

WT Women's Team

Note: The "Greatest deficit overcome" only applies when the player ends up winning the game.

TTM1P16\_73A 1.0

Page 1 / 1

Report Created TUE 25 JUL 2017 11:53



TUE 25 JUL 2017

## Match Results

Start Time 10:30

**KUZMENKO Grygorii (UKR)**

**3 - 1**

**KIM Jongkuk (KOR)**

### Game Summary

		Match	1st Game	2nd Game	3rd Game	4th Game
<b>KUZMENKO Grygorii</b>	<b>UKR</b>	<b>3</b>	8	11	11	11
<b>KIM Jongkuk</b>	<b>KOR</b>	<b>1</b>	11	7	9	9
	Duration	<b>24min</b>	5min	6min	7min	6min

Match No: WS36

Table: Table 8

Umpires:

Player Statistics	KUZMENKO Grygorii (UKR)					KIM Jongkuk (KOR)				
	Game				Match	Game				Match
	1	2	3	4		1	2	3	4	
Points won	8	11	11	11	<b>41</b>	11	7	9	9	<b>36</b>
Biggest lead	2	7	2	2	<b>7</b>	3	-	2	1	<b>3</b>
Points won on own serve	3	6	6	7	<b>22</b>	5	3	5	6	<b>19</b>
Points lost on own serve	6	4	4	3	<b>17</b>	5	5	5	4	<b>19</b>
Most consecutive points won	3	5	3	2	<b>5</b>	3	4	2	2	<b>4</b>
Greatest deficit overcome	-	-	2	1	<b>2</b>	2	-	-	-	<b>2</b>
Handedness/Grip										

Game/Match Statistics	Game				Match
	1	2	3	4	
Longest rally (strokes)	8	8	8	8	<b>8</b>
Average rally	4	4	4	3	<b>4</b>

### Game Progress

1	KUZMENKO Grygorii (UKR)	0	*0	2	*3	4	*6	6	*7	7	*8	8
	KIM Jongkuk (KOR)	*0	2	*2	3	*4	4	*6	7	*9	10	11
2	KUZMENKO Grygorii (UKR)	*0	1	*3	5	*6	7	*9	10	*10	11	
	KIM Jongkuk (KOR)	0	*1	1	*1	2	*3	3	*4	6	7	
3	KUZMENKO Grygorii (UKR)	0	*1	1	*3	4	*5	6	*6	8	*9	11
	KIM Jongkuk (KOR)	*0	1	*3	3	*4	5	*6	8	*8	9	9
4	KUZMENKO Grygorii (UKR)	*0	2	*2	4	*4	5	*6	7	*8	9	11
	KIM Jongkuk (KOR)	0	*0	2	*2	4	*5	6	*7	8	*9	9

### LEGEND

\* Server

**MS** Men's Single

**MT** Men's Team

**No.** Number

**WS** Women's Single

**WT** Women's Team

**Note:** The "Greatest deficit overcome" only applies when the player ends up winning the game.

TTM1P16\_73A 1.0

Page 1 / 1

Report Created TUE 25 JUL 2017 11:53





TUE 25 JUL 2017

## Match Results

Start Time 15:00

ZIZIUNAS Kestutis (LTU)

2 - 3

KUZMENKO Grygorii (UKR)

### Game Summary

		Match	1st Game	2nd Game	3rd Game	4th Game	5th Game
ZIZIUNAS Kestutis	LTU	2	4	11	10	11	8
KUZMENKO Grygorii	UKR	3	11	8	12	8	11
	Duration	27min	3min	5min	7min	5min	7min

Match No: WS56

Table: Table 7

Umpires:

Player Statistics	ZIZIUNAS Kestutis (LTU)						KUZMENKO Grygorii (UKR)					
	Game					Match	Game					Match
	1	2	3	4	5		1	2	3	4	5	
Points won	4	11	10	11	8	44	11	8	12	8	11	50
Biggest lead	-	6	-	6	2	6	7	-	4	1	4	7
Points won on own serve	4	7	6	6	4	27	8	5	7	4	6	30
Points lost on own serve	3	3	5	4	5	20	-	4	4	5	4	17
Most consecutive points won	2	5	3	7	2	7	6	4	4	3	4	6
Greatest deficit overcome	-	-	-	1	-	1	-	-	-	-	2	2
Handedness/Grip												

Game/Match Statistics	Game					Match
	1	2	3	4	5	
Longest rally (strokes)	9	7	6	7	7	9
Average rally	3	4	4	4	4	4

### Game Progress

1	ZIZIUNAS Kestutis (LTU)	0	*0	2	*2	2	*2	4	*4	4				
	KUZMENKO Grygorii (UKR)	*0	2	*2	4	*6	8	*8	10	11				
2	ZIZIUNAS Kestutis (LTU)	*0	2	*2	3	*5	7	*8	10	*10	10	11		
	KUZMENKO Grygorii (UKR)	0	*0	2	*3	3	*3	4	*4	6	*8	8		
3	ZIZIUNAS Kestutis (LTU)	0	*0	0	*1	3	*4	5	*6	7	*8	10	*10	10
	KUZMENKO Grygorii (UKR)	*0	2	*4	5	*5	6	*7	8	*9	10	*10	11	12
4	ZIZIUNAS Kestutis (LTU)	*0	1	*3	5	*7	8	*8	9	*9	10	11		
	KUZMENKO Grygorii (UKR)	0	*1	1	*1	1	*2	4	*5	7	*8	8		
5	ZIZIUNAS Kestutis (LTU)	0	*2	3	*3	3	*4	5	*5	7	*8	8		
	KUZMENKO Grygorii (UKR)	*0	0	*1	3	*5	6	*7	9	*9	10	11		

### LEGEND

\* Server

MS Men's Single

MT Men's Team

No. Number

WS Women's Single

WT Women's Team

Note: The "Greatest deficit overcome" only applies when the player ends up winning the game.





TUE 25 JUL 2017

### Match Results

Start Time 15:00

SZALAI Bela (HUN)

0 - 3

KIM Jongkuk (KOR)

#### Game Summary

		Match	1st Game	2nd Game	3rd Game
SZALAI Bela	HUN	0	5	5	3
<b>KIM Jongkuk</b>	<b>KOR</b>	<b>3</b>	11	11	11
	Duration	8min	3min	3min	2min

Match No: WS75

Table: Table 8

Umpires:

Player Statistics	SZALAI Bela (HUN)				KIM Jongkuk (KOR)			
	Game			Match	Game			Match
	1	2	3		1	2	3	
Points won	5	5	3	13	11	11	11	33
Biggest lead	1	-	-	1	6	6	8	8
Points won on own serve	4	4	3	11	7	7	8	22
Points lost on own serve	4	4	3	11	1	1	-	2
Most consecutive points won	1	3	1	3	3	5	4	5
Greatest deficit overcome	-	-	-	-	1	-	-	1
Handedness/Grip								

Game/Match Statistics	Game			Match
	1	2	3	
Longest rally (strokes)	6	5	7	7
Average rally	2	3	4	3

#### Game Progress

1	SZALAI Bela (HUN)	0	*1	2	*2	3	*3	4	*4	5
	<b>KIM Jongkuk (KOR)</b>	*0	1	*2	4	*5	7	*8	10	11
2	SZALAI Bela (HUN)	*0	1	*1	1	*2	4	*4	5	5
	<b>KIM Jongkuk (KOR)</b>	0	*1	3	*5	6	*6	8	*9	11
3	SZALAI Bela (HUN)	0	*0	1	*1	2	*2	3	3	
	<b>KIM Jongkuk (KOR)</b>	*0	2	*3	5	*6	8	*9	11	

#### LEGEND

\* Server

**MS** Men's Single

**MT** Men's Team

**No.** Number

**WS** Women's Single

**WT** Women's Team

**Note:** The "Greatest deficit overcome" only applies when the player ends up winning the game.



WED 26 JUL 2017

## Match Results

Start Time 10:30

**KUZMENKO Grygorii (UKR)**

**3 - 0**

**SZALAI Bela (HUN)**

### Game Summary

		Match	1st Game	2nd Game	3rd Game
<b>KUZMENKO Grygorii</b>	<b>UKR</b>	<b>3</b>	11	11	11
<b>SZALAI Bela</b>	<b>HUN</b>	<b>0</b>	5	8	1
Duration		<b>7min</b>	1min	4min	2min

Match No: WS94

Table: Table 7

Umpires:

Player Statistics	KUZMENKO Grygorii (UKR)				SZALAI Bela (HUN)			
	Game			Match	Game			Match
	1	2	3		1	2	3	
Points won	11	11	11	33	5	8	1	14
Biggest lead	6	3	10	10	-	3	-	3
Points won on own serve	5	6	6	17	2	5	1	8
Points lost on own serve	3	3	-	6	6	5	5	16
Most consecutive points won	5	4	10	10	3	3	1	3
Greatest deficit overcome	-	3	-	3	-	-	-	-
Handedness/Grip								

Game/Match Statistics	Game			Match
	1	2	3	
Longest rally (strokes)	4	10	4	10
Average rally	1	3	3	2

### Game Progress

1	<b>KUZMENKO Grygorii (UKR)</b>	*0	2	*3	3	*5	6	*8	10	11		
	SZALAI Bela (HUN)	0	*0	1	*3	3	*4	4	*4	5		
2	<b>KUZMENKO Grygorii (UKR)</b>	0	*0	1	*2	4	*5	6	*7	8	*10	11
	SZALAI Bela (HUN)	*0	2	*3	4	*4	5	*6	7	*8	8	8
3	<b>KUZMENKO Grygorii (UKR)</b>	*0	2	*4	6	*8	10	11				
	SZALAI Bela (HUN)	0	*0	0	*0	0	*0	1				

### LEGEND

\* Server

**MS** Men's Single

**MT** Men's Team

**No.** Number

**WS** Women's Single

**WT** Women's Team

**Note:** The "Greatest deficit overcome" only applies when the player ends up winning the game.

TTM1P16\_73A 1.0

Page 1 / 1

Report Created TUE 25 JUL 2017 11:53



WED 26 JUL 2017

### Match Results

Start Time 10:30

ZIZIUNAS Kestutis (LTU)

3 - 2

KIM Jongkuk (KOR)

#### Game Summary

		Match	1st Game	2nd Game	3rd Game	4th Game	5th Game
ZIZIUNAS Kestutis	LTU	3	9	11	11	8	12
KIM Jongkuk	KOR	2	11	8	9	11	10
	Duration	30min	5min	5min	6min	6min	8min

Match No: WS113

Table: Table 8

Umpires:

Player Statistics	ZIZIUNAS Kestutis (LTU)						KIM Jongkuk (KOR)					
	Game					Match	Game					Match
	1	2	3	4	5		1	2	3	4	5	
Points won	9	11	11	8	12	51	11	8	9	11	10	49
Biggest lead	-	3	2	1	4	4	5	1	5	5	2	5
Points won on own serve	2	6	6	5	8	27	3	4	5	6	7	25
Points lost on own serve	8	4	4	5	3	24	7	5	5	3	4	24
Most consecutive points won	3	3	7	4	3	7	5	3	5	6	6	6
Greatest deficit overcome	-	1	5	-	2	5	-	-	-	1	-	1
Handedness/Grip												

Game/Match Statistics	Game					Match
	1	2	3	4	5	
Longest rally (strokes)	8	8	11	5	7	11
Average rally	4	3	4	3	4	4

#### Game Progress

1	ZIZIUNAS Kestutis (LTU)	0	*0	0	*1	2	*4	5	*7	7	*9	9		
	KIM Jongkuk (KOR)	*0	2	*4	5	*6	6	*7	7	*9	9	11		
2	ZIZIUNAS Kestutis (LTU)	*0	1	*2	4	*4	5	*7	8	*9	10	11		
	KIM Jongkuk (KOR)	0	*1	2	*2	4	*5	5	*6	7	*8	8		
3	ZIZIUNAS Kestutis (LTU)	0	*0	0	*1	3	*4	4	*5	7	*9	11		
	KIM Jongkuk (KOR)	*0	2	*4	5	*5	6	*8	9	*9	9	9		
4	ZIZIUNAS Kestutis (LTU)	*0	1	*2	2	*2	3	*4	6	*7	8	8		
	KIM Jongkuk (KOR)	0	*1	2	*4	6	*7	8	*8	9	*10	11		
5	ZIZIUNAS Kestutis (LTU)	0	*1	3	*4	6	*6	6	*6	8	*9	10	*11	12
	KIM Jongkuk (KOR)	*0	1	*1	2	*2	4	*6	8	*8	9	*10	10	10

#### LEGEND

\* Server

MS Men's Single

MT Men's Team

No. Number

WS Women's Single

WT Women's Team

Note: The "Greatest deficit overcome" only applies when the player ends up winning the game.



TUE 25 JUL 2017

### Match Results

Start Time 11:00

**KRATOCHVIL Michal (CZE)**

**3 - 0**

**OLCAS Garip (TUR)**

**Game Summary**

		Match	1st Game	2nd Game	3rd Game
<b>KRATOCHVIL Michal</b>	<b>CZE</b>	<b>3</b>	11	11	11
<b>OLCAS Garip</b>	<b>TUR</b>	<b>0</b>	6	7	6
	Duration	<b>10min</b>	3min	3min	4min

Match No: WS17

Table: Table 9

Umpires:

Player Statistics	KRATOCHVIL Michal (CZE)				OLCAS Garip (TUR)			
	Game			Match	Game			Match
	1	2	3		1	2	3	
Points won	11	11	11	33	6	7	6	19
Biggest lead	5	5	5	5	2	-	1	2
Points won on own serve	5	8	5	18	3	5	3	11
Points lost on own serve	3	2	3	8	6	3	6	15
Most consecutive points won	7	3	5	7	3	2	2	3
Greatest deficit overcome	2	-	1	2	-	-	-	-
Handedness/Grip								

Game/Match Statistics	Game			Match
	1	2	3	
Longest rally (strokes)	7	6	11	11
Average rally	3	4	4	4

**Game Progress**

1	<b>KRATOCHVIL Michal (CZE)</b>	0	*0	2	*4	6	*7	7	*9	10	11
	<b>OLCAS Garip (TUR)</b>	*0	2	*2	2	*2	3	*5	5	*6	6
2	<b>KRATOCHVIL Michal (CZE)</b>	*0	2	*3	5	*6	7	*8	9	*9	11
	<b>OLCAS Garip (TUR)</b>	0	*0	1	*1	2	*3	4	*5	7	7
3	<b>KRATOCHVIL Michal (CZE)</b>	0	*1	2	*3	4	*5	6	*8	10	11
	<b>OLCAS Garip (TUR)</b>	*0	1	*2	3	*4	5	*6	6	*6	6

**LEGEND**

\* Server

**MS** Men's Single

**MT** Men's Team

**No.** Number

**WS** Women's Single

**WT** Women's Team

**Note:** The "Greatest deficit overcome" only applies when the player ends up winning the game.



TUE 25 JUL 2017

## Match Results

Start Time 11:00

NEDEV Ivan Dimitrov (BUL)

3 - 0

OLIVEIRA Leonildo (BRA)

### Game Summary

		Match	1st Game	2nd Game	3rd Game
<b>NEDEV Ivan Dimitrov</b>	<b>BUL</b>	<b>3</b>	11	11	11
<b>OLIVEIRA Leonildo</b>	<b>BRA</b>	<b>0</b>	3	2	4
Duration		<b>7min</b>	2min	2min	3min

Match No: WS37

Table: Table 1

Umpires:

Player Statistics	NEDEV Ivan Dimitrov (BUL)				OLIVEIRA Leonildo (BRA)			
	Game			Match	Game			Match
	1	2	3		1	2	3	
Points won	11	11	11	33	3	2	4	9
Biggest lead	8	9	7	9	1	-	-	1
Points won on own serve	4	6	5	15	1	1	2	4
Points lost on own serve	2	1	2	5	7	5	6	18
Most consecutive points won	7	8	4	8	1	1	1	1
Greatest deficit overcome	1	-	-	1	-	-	-	-
Handedness/Grip								

Game/Match Statistics	Game			Match
	1	2	3	
Longest rally (strokes)	9	6	6	9
Average rally	4	4	3	4

### Game Progress

1	NEDEV Ivan Dimitrov (BUL)	0	*1	2	*4	6	*8	9	11	
	OLIVEIRA Leonildo (BRA)	*0	1	*2	2	*2	2	*3	3	
2	NEDEV Ivan Dimitrov (BUL)	*0	2	*3	4	*6	8	*10	11	
	OLIVEIRA Leonildo (BRA)	0	*0	1	*2	2	*2	2	2	
3	NEDEV Ivan Dimitrov (BUL)	0	*2	3	*4	5	*7	9	*10	11
	OLIVEIRA Leonildo (BRA)	*0	0	*1	2	*3	3	*3	4	4

### LEGEND

\* Server

MS Men's Single

MT Men's Team

No. Number

WS Women's Single

WT Women's Team

Note: The "Greatest deficit overcome" only applies when the player ends up winning the game.

TTM1Q17\_73A 1.0

Page 1 / 1

Report Created TUE 25 JUL 2017 11:47



TUE 25 JUL 2017

## Match Results

Start Time 15:30

KRATOCHVIL Michal (CZE)

3 - 0

NEDEV Ivan Dimitrov (BUL)

### Game Summary

		Match	1st Game	2nd Game	3rd Game
<b>KRATOCHVIL Michal</b>	<b>CZE</b>	<b>3</b>	11	11	11
<b>NEDEV Ivan Dimitrov</b>	<b>BUL</b>	<b>0</b>	4	8	5
Duration		<b>5min</b>	0min	3min	2min

Match No: WS57

Table: Table 9

Umpires:

Player Statistics	KRATOCHVIL Michal (CZE)				NEDEV Ivan Dimitrov (BUL)			
	Game			Match	Game			Match
	1	2	3		1	2	3	
Points won	11	11	11	33	4	8	5	17
Biggest lead	7	6	6	7	-	1	2	2
Points won on own serve	5	5	6	16	1	4	3	8
Points lost on own serve	3	4	2	9	6	6	5	17
Most consecutive points won	4	6	5	6	1	7	2	7
Greatest deficit overcome	-	1	2	2	-	-	-	-
Handedness/Grip								

Game/Match Statistics	Game			Match
	1	2	3	
Longest rally (strokes)	-	11	9	11
Average rally	-	5	4	3

### Game Progress

1	<b>KRATOCHVIL Michal (CZE)</b>	*0	2	*3	4	*6	7	*9	10	11		
	NEDEV Ivan Dimitrov (BUL)	0	*0	1	*2	2	*3	3	*4	4		
2	<b>KRATOCHVIL Michal (CZE)</b>	0	*2	4	*6	7	*7	7	*7	8	*10	11
	NEDEV Ivan Dimitrov (BUL)	*0	0	*0	0	*1	3	*5	7	*8	8	8
3	<b>KRATOCHVIL Michal (CZE)</b>	*0	0	*2	4	*5	7	*8	10	11		
	NEDEV Ivan Dimitrov (BUL)	0	*2	2	*2	3	*3	4	*4	5		

### LEGEND

\* Server

**MS** Men's Single

**MT** Men's Team

**No.** Number

**WS** Women's Single

**WT** Women's Team

**Note:** The "Greatest deficit overcome" only applies when the player ends up winning the game.

TTM1Q17\_73A 1.0

Page 1 / 1

Report Created TUE 25 JUL 2017 11:47



TUE 25 JUL 2017

## Match Results

Start Time 15:30

OLCAS Garip (TUR)

3 - 0

OLIVEIRA Leonildo (BRA)

### Game Summary

		Match	1st Game	2nd Game	3rd Game
<b>OLCAS Garip</b>	<b>TUR</b>	<b>3</b>	11	11	11
<b>OLIVEIRA Leonildo</b>	<b>BRA</b>	<b>0</b>	5	3	5
Duration		<b>6min</b>	2min	2min	2min

Match No: WS76

Table: Table 1

Umpires:

Player Statistics	OLCAS Garip (TUR)				OLIVEIRA Leonildo (BRA)			
	Game			Match	Game			Match
	1	2	3		1	2	3	
Points won	11	11	11	33	5	3	5	13
Biggest lead	6	8	6	8	-	-	1	1
Points won on own serve	6	7	6	19	3	2	3	8
Points lost on own serve	2	1	2	5	5	4	5	14
Most consecutive points won	3	5	6	6	2	2	2	2
Greatest deficit overcome	-	-	1	1	-	-	-	-
Handedness/Grip								

Game/Match Statistics	Game			Match
	1	2	3	
Longest rally (strokes)	7	10	9	10
Average rally	3	4	3	3

### Game Progress

1	OLCAS Garip (TUR)	0	*2	3	*4	5	*6	8	*9	11
	OLIVEIRA Leonildo (BRA)	*0	0	*1	2	*3	4	*4	5	5
2	OLCAS Garip (TUR)	*0	2	*3	5	*6	7	*9	11	
	OLIVEIRA Leonildo (BRA)	0	*0	1	*1	2	*3	3	3	
3	OLCAS Garip (TUR)	0	*1	2	*3	4	*6	8	*9	11
	OLIVEIRA Leonildo (BRA)	*0	1	*2	3	*4	4	*4	5	5

### LEGEND

\* Server

MS Men's Single

MT Men's Team

No. Number

WS Women's Single

WT Women's Team

Note: The "Greatest deficit overcome" only applies when the player ends up winning the game.

TTM1Q17\_73A 1.0

Page 1 / 1

Report Created TUE 25 JUL 2017 11:47



WED 26 JUL 2017

### Match Results

Start Time 11:00

NEDEV Ivan Dimitrov (BUL)

0 - 3

OLCAS Garip (TUR)

#### Game Summary

		Match	1st Game	2nd Game	3rd Game
NEDEV Ivan Dimitrov	BUL	0	5	4	9
OLCAS Garip	TUR	3	11	11	11
Duration		9min	3min	2min	4min

Match No: WS95

Table: Table 9

Umpires:

Player Statistics	NEDEV Ivan Dimitrov (BUL)				OLCAS Garip (TUR)			
	Game			Match	Game			Match
	1	2	3		1	2	3	
Points won	5	4	9	18	11	11	11	33
Biggest lead	-	1	-	1	6	7	3	7
Points won on own serve	3	2	5	10	6	6	6	18
Points lost on own serve	5	5	5	15	2	2	4	8
Most consecutive points won	2	2	2	2	4	5	3	5
Greatest deficit overcome	-	-	-	-	-	1	-	1
Handedness/Grip								

Game/Match Statistics	Game			Match
	1	2	3	
Longest rally (strokes)	8	9	9	9
Average rally	5	4	4	4

#### Game Progress

1	NEDEV Ivan Dimitrov (BUL)	*0	0	*1	3	*3	3	*4	5	5		
	OLCAS Garip (TUR)	0	*2	3	*3	5	*7	8	*9	11		
2	NEDEV Ivan Dimitrov (BUL)	0	*1	2	*2	3	*4	4	*4	4		
	OLCAS Garip (TUR)	*0	1	*2	4	*5	6	*8	10	11		
3	NEDEV Ivan Dimitrov (BUL)	*0	0	*1	2	*3	4	*5	6	*7	9	9
	OLCAS Garip (TUR)	0	*2	3	*4	5	*6	7	*8	9	*9	11

#### LEGEND

\* Server

MS Men's Single

MT Men's Team

No. Number

WS Women's Single

WT Women's Team

Note: The "Greatest deficit overcome" only applies when the player ends up winning the game.





WED 26 JUL 2017

## Match Results

Start Time 11:00

KRATOCHVIL Michal (CZE)

3 - 0

OLIVEIRA Leonildo (BRA)

### Game Summary

		Match	1st Game	2nd Game	3rd Game
<b>KRATOCHVIL Michal</b>	<b>CZE</b>	<b>3</b>	11	11	11
<b>OLIVEIRA Leonildo</b>	<b>BRA</b>	<b>0</b>	3	3	2
Duration		<b>4min</b>	2min	0min	2min

Match No: WS114

Table: Table 1

Umpires:

Player Statistics	KRATOCHVIL Michal (CZE)				OLIVEIRA Leonildo (BRA)			
	Game			Match	Game			Match
	1	2	3		1	2	3	
Points won	11	11	11	33	3	3	3	9
Biggest lead	8	8	8	8	-	1	-	1
Points won on own serve	7	6	7	20	2	3	2	7
Points lost on own serve	1	-	1	2	4	5	4	13
Most consecutive points won	5	4	5	5	1	1	1	1
Greatest deficit overcome	-	1	-	1	-	-	-	-
Handedness/Grip								

Game/Match Statistics	Game			Match
	1	2	3	
Longest rally (strokes)	7	-	7	7
Average rally	3	-	3	2

### Game Progress

1	<b>KRATOCHVIL Michal (CZE)</b>	*0	1	*3	5	*6	8	*9	11
	<b>OLIVEIRA Leonildo (BRA)</b>	0	*1	1	*1	2	*2	3	3
2	<b>KRATOCHVIL Michal (CZE)</b>	0	*1	3	*4	6	*7	9	11
	<b>OLIVEIRA Leonildo (BRA)</b>	*0	1	*1	2	*2	3	*3	3
3	<b>KRATOCHVIL Michal (CZE)</b>	*0	1	*3	5	*6	8	*9	11
	<b>OLIVEIRA Leonildo (BRA)</b>	0	*1	1	*1	2	*2	3	2

### LEGEND

\* Server

**MS** Men's Single

**MT** Men's Team

**No.** Number

**WS** Women's Single

**WT** Women's Team

**Note:** The "Greatest deficit overcome" only applies when the player ends up winning the game.



TUE 25 JUL 2017

## Match Results

Start Time 11:00

HASAN Halit Mehmed (BUL)

3 - 0

CAMPOS Roberto (CHI)

### Game Summary

		Match	1st Game	2nd Game	3rd Game
HASAN Halit Mehmed	BUL	3	11	11	11
CAMPOS Roberto	CHI	0	6	5	3
Duration		6min	3min	2min	1min

Match No: WS18

Table: Table 2

Umpires:

Player Statistics	HASAN Halit Mehmed (BUL)				CAMPOS Roberto (CHI)			
	Game			Match	Game			Match
	1	2	3		1	2	3	
Points won	11	11	11	33	6	5	3	14
Biggest lead	5	6	8	8	-	-	2	2
Points won on own serve	6	5	5	16	3	2	-	5
Points lost on own serve	3	3	3	9	5	6	6	17
Most consecutive points won	5	5	10	10	2	2	2	2
Greatest deficit overcome	-	-	2	2	-	-	-	-
Handedness/Grip								

Game/Match Statistics	Game			Match
	1	2	3	
Longest rally (strokes)	9	14	8	14
Average rally	4	5	1	3

### Game Progress

1	HASAN Halit Mehmed (BUL)	*0	1	*3	5	*6	7	*8	9	*10	11
	CAMPOS Roberto (CHI)	0	*1	1	*1	2	*3	4	*5	6	6
2	HASAN Halit Mehmed (BUL)	0	*2	3	*4	4	*6	8	*9	11	
	CAMPOS Roberto (CHI)	*0	0	*1	2	*4	4	*4	5	5	
3	HASAN Halit Mehmed (BUL)	*0	0	*2	4	*6	8	*10	11		
	CAMPOS Roberto (CHI)	0	*2	2	*2	2	*2	2	3		

### LEGEND

\* Server

MS Men's Single

MT Men's Team

No. Number

WS Women's Single

WT Women's Team

Note: The "Greatest deficit overcome" only applies when the player ends up winning the game.

TTM1R18\_73A 1.0

Page 1 / 1

Report Created TUE 25 JUL 2017 11:48



TUE 25 JUL 2017

## Match Results

Start Time 11:00

TIMUCIN Avni (TUR)

3 - 0

EZEKWUDO John (NGR)

### Game Summary

		Match	1st Game	2nd Game	3rd Game
TIMUCIN Avni	TUR	3	11	11	11
EZEKWUDO John	NGR	0	0	0	0
Duration		0min	0min	0min	0min

Match No: WS38

Table: Table 3

Umpires:

Player Statistics	TIMUCIN Avni (TUR)				EZEKWUDO John (NGR)			
	Game			Match	Game			Match
	1	2	3		1	2	3	
Points won	-	-	-	-	-	-	-	-
Biggest lead	-	-	-	-	-	-	-	-
Points won on own serve	-	-	-	-	-	-	-	-
Points lost on own serve	-	-	-	-	-	-	-	-
Most consecutive points won	-	-	-	-	-	-	-	-
Greatest deficit overcome	-	-	-	-	-	-	-	-
Handedness/Grip								

Game/Match Statistics	Game			Match
	1	2	3	
Longest rally (strokes)	-	-	-	-
Average rally	-	-	-	-

### LEGEND

\* Server

MS Men's Single

MT Men's Team

No. Number

WS Women's Single

WT Women's Team

**Note:** The "Greatest deficit overcome" only applies when the player ends up winning the game.

TTM1R18\_73A 1.0

Page 1 / 1

Report Created TUE 25 JUL 2017 11:48



TUE 25 JUL 2017

## Match Results

Start Time 15:30

HASAN Halit Mehmed (BUL)

3 - 1

TIMUCIN Avni (TUR)

### Game Summary

		Match	1st Game	2nd Game	3rd Game	4th Game
HASAN Halit Mehmed	BUL	3	11	4	11	11
TIMUCIN Avni	TUR	1	9	11	9	3
Duration		17min	4min	3min	6min	4min

Match No: WS58

Table: Table 2

Umpires:

Player Statistics	HASAN Halit Mehmed (BUL)					TIMUCIN Avni (TUR)				
	Game				Match	Game				Match
	1	2	3	4		1	2	3	4	
Points won	11	4	11	11	37	9	11	9	3	32
Biggest lead	4	1	4	8	8	3	7	1	-	7
Points won on own serve	7	3	5	5	20	6	6	4	-	16
Points lost on own serve	3	5	5	3	16	4	1	6	6	17
Most consecutive points won	4	1	3	7	7	6	4	4	1	6
Greatest deficit overcome	3	-	1	-	3	-	1	-	-	1
Handedness/Grip										

Game/Match Statistics	Game				Match
	1	2	3	4	
Longest rally (strokes)	13	8	20	15	20
Average rally	5	5	6	9	6

### Game Progress

1	HASAN Halit Mehmed (BUL)	0	*2	4	*4	5	*5	5	*6	8	*9	11
	TIMUCIN Avni (TUR)	*0	0	*0	2	*3	5	*7	8	*8	9	9
2	HASAN Halit Mehmed (BUL)	*0	1	*1	2	*2	2	*3	4	4		
	TIMUCIN Avni (TUR)	0	*1	3	*4	6	*8	9	*10	11		
3	HASAN Halit Mehmed (BUL)	0	*1	2	*4	5	*7	7	*7	8	*9	11
	TIMUCIN Avni (TUR)	*0	1	*2	2	*3	3	*5	7	*8	9	9
4	HASAN Halit Mehmed (BUL)	*0	1	*3	4	*6	8	*10	11			
	TIMUCIN Avni (TUR)	0	*1	1	*2	2	*2	2	3			

### LEGEND

\* Server

MS Men's Single

MT Men's Team

No. Number

WS Women's Single

WT Women's Team

Note: The "Greatest deficit overcome" only applies when the player ends up winning the game.

TTM1R18\_73A 1.0

Page 1 / 1

Report Created TUE 25 JUL 2017 11:48



TUE 25 JUL 2017

Start Time 15:30

## Match Results

**CAMPOS Roberto (CHI)**

**3 - 0**

**EZEKWUDO John (NGR)**

### Game Summary

		Match	1st Game	2nd Game	3rd Game
<b>CAMPOS Roberto</b>	<b>CHI</b>	<b>3</b>	11	11	11
EZEKWUDO John	NGR	0	0	0	0
Duration		0min	0min	0min	0min

Match No: WS77

Table: Table 3

Umpires:

Player Statistics	CAMPOS Roberto (CHI)				EZEKWUDO John (NGR)			
	Game			Match	Game			Match
	1	2	3		1	2	3	
Points won	-	-	-	-	-	-	-	-
Biggest lead	-	-	-	-	-	-	-	-
Points won on own serve	-	-	-	-	-	-	-	-
Points lost on own serve	-	-	-	-	-	-	-	-
Most consecutive points won	-	-	-	-	-	-	-	-
Greatest deficit overcome	-	-	-	-	-	-	-	-
Handedness/Grip								

Game/Match Statistics	Game			Match
	1	2	3	
Longest rally (strokes)	-	-	-	-
Average rally	-	-	-	-

### LEGEND

\* Server

**MS** Men's Single

**MT** Men's Team

**No.** Number

**WS** Women's Single

**WT** Women's Team

**Note:** The "Greatest deficit overcome" only applies when the player ends up winning the game.

TTM1R18\_73A 1.0

Page 1 / 1

Report Created TUE 25 JUL 2017 11:48



WED 26 JUL 2017

## Match Results

Start Time 11:00

TIMUCIN Avni (TUR)

3 - 0

CAMPOS Roberto (CHI)

### Game Summary

		Match	1st Game	2nd Game	3rd Game
<b>TIMUCIN Avni</b>	<b>TUR</b>	<b>3</b>	11	11	11
CAMPOS Roberto	CHI	0	3	7	4
Duration		7min	2min	3min	2min

Match No: WS96

Table: Table 2

Umpires:

Player Statistics	TIMUCIN Avni (TUR)				CAMPOS Roberto (CHI)			
	Game			Match	Game			Match
	1	2	3		1	2	3	
Points won	11	11	11	33	3	7	4	14
Biggest lead	8	5	8	8	-	1	1	1
Points won on own serve	6	4	5	15	1	3	1	5
Points lost on own serve	2	4	3	9	5	7	6	18
Most consecutive points won	5	3	5	5	1	2	2	2
Greatest deficit overcome	-	1	1	1	-	-	-	-
Handedness/Grip								

Game/Match Statistics	Game			Match
	1	2	3	
Longest rally (strokes)	5	9	5	9
Average rally	3	3	3	3

### Game Progress

1	TIMUCIN Avni (TUR)	*0	2	*4	5	*7	9	*10	11		
	CAMPOS Roberto (CHI)	0	*0	0	*1	1	*1	2	3		
2	TIMUCIN Avni (TUR)	0	*1	2	*4	5	*6	7	*9	10	11
	CAMPOS Roberto (CHI)	*0	1	*2	2	*3	4	*5	5	*6	7
3	TIMUCIN Avni (TUR)	*0	1	*3	5	*6	8	*10	10	11	
	CAMPOS Roberto (CHI)	0	*1	1	*1	2	*2	2	*4	4	

### LEGEND

\* Server

MS Men's Single

MT Men's Team

No. Number

WS Women's Single

WT Women's Team

Note: The "Greatest deficit overcome" only applies when the player ends up winning the game.

TTM1R18\_73A 1.0

Page 1 / 1

Report Created TUE 25 JUL 2017 11:48



WED 26 JUL 2017

## Match Results

Start Time 11:00

HASAN Halit Mehmed (BUL)

3 - 0

EZEKWUDO John (NGR)

### Game Summary

		Match	1st Game	2nd Game	3rd Game
HASAN Halit Mehmed	BUL	3	11	11	11
EZEKWUDO John	NGR	0	0	0	0
Duration		0min	0min	0min	0min

Match No: WS115

Table: Table 3

Umpires:

Player Statistics	HASAN Halit Mehmed (BUL)				EZEKWUDO John (NGR)			
	Game			Match	Game			Match
	1	2	3		1	2	3	
Points won	-	-	-	-	-	-	-	-
Biggest lead	-	-	-	-	-	-	-	-
Points won on own serve	-	-	-	-	-	-	-	-
Points lost on own serve	-	-	-	-	-	-	-	-
Most consecutive points won	-	-	-	-	-	-	-	-
Greatest deficit overcome	-	-	-	-	-	-	-	-
Handedness/Grip								

Game/Match Statistics	Game			Match
	1	2	3	
Longest rally (strokes)	-	-	-	-
Average rally	-	-	-	-

### LEGEND

\* Server

MS Men's Single

MT Men's Team

No. Number

WS Women's Single

WT Women's Team

**Note:** The "Greatest deficit overcome" only applies when the player ends up winning the game.

TTM1R18\_73A 1.0

Page 1 / 1

Report Created TUE 25 JUL 2017 11:48



TUE 25 JUL 2017

## Match Results

Start Time 11:00

**KOLEV Petar Veselinov (BUL)**

**3 - 2**

**SHIN Cheoljin (KOR)**

### Game Summary

		Match	1st Game	2nd Game	3rd Game	4th Game	5th Game
<b>KOLEV Petar Veselinov</b>	<b>BUL</b>	<b>3</b>	2	11	8	11	11
<b>SHIN Cheoljin</b>	<b>KOR</b>	<b>2</b>	11	6	11	9	5
	Duration	<b>16min</b>	0min	2min	4min	6min	4min

Match No: WS19

Table: Table 4

Umpires:

Player Statistics	KOLEV Petar Veselinov (BUL)						SHIN Cheoljin (KOR)					
	Game					Match	Game					Match
	1	2	3	4	5		1	2	3	4	5	
Points won	2	11	8	11	11	43	11	6	11	9	5	42
Biggest lead	-	5	-	3	8	8	9	-	4	2	-	9
Points won on own serve	2	5	5	6	4	22	6	3	6	5	1	21
Points lost on own serve	5	3	5	4	4	21	-	6	3	5	7	21
Most consecutive points won	2	4	2	4	8	8	8	4	4	4	3	8
Greatest deficit overcome	-	-	-	2	-	2	-	-	-	-	-	-
Handedness/Grip												

Game/Match Statistics	Game					Match
	1	2	3	4	5	
Longest rally (strokes)	-	7	14	18	11	18
Average rally	-	3	5	5	5	4

### Game Progress

1	KOLEV Petar Veselinov (BUL)	*0	0	*0	0	*0	2	*2	2			
	SHIN Cheoljin (KOR)	0	*2	4	*6	8	*8	10	11			
2	KOLEV Petar Veselinov (BUL)	0	*2	4	*5	6	*6	7	*9	10	11	
	SHIN Cheoljin (KOR)	*0	0	*0	1	*2	4	*5	5	*6	6	
3	KOLEV Petar Veselinov (BUL)	*0	0	*0	2	*3	4	*5	6	*7	8	8
	SHIN Cheoljin (KOR)	0	*2	4	*4	5	*6	7	*8	9	*10	11
4	KOLEV Petar Veselinov (BUL)	0	*2	2	*2	3	*4	6	*7	9	*10	11
	SHIN Cheoljin (KOR)	*0	0	*2	4	*5	6	*6	7	*7	8	9
5	KOLEV Petar Veselinov (BUL)	*0	2	*4	6	*8	8	*10	10	11		
	SHIN Cheoljin (KOR)	0	*0	0	*0	0	*2	2	*4	5		

### LEGEND

\* Server

**MS** Men's Single

**MT** Men's Team

**No.** Number

**WS** Women's Single

**WT** Women's Team

**Note:** The "Greatest deficit overcome" only applies when the player ends up winning the game.

TTM1S19\_73A 1.0

Page 1 / 1

Report Created TUE 25 JUL 2017 11:51





TUE 25 JUL 2017

## Match Results

Start Time 11:00

ISKENDIROV Daniyar (KAZ)

3 - 0

ERDOGAN Saffet (TUR)

### Game Summary

		Match	1st Game	2nd Game	3rd Game
ISKENDIROV Daniyar	KAZ	3	11	11	11
ERDOGAN Saffet	TUR	0	1	6	4
Duration		6min	2min	2min	2min

Match No: WS39

Table: Table 5

Umpires:

Player Statistics	ISKENDIROV Daniyar (KAZ)				ERDOGAN Saffet (TUR)			
	Game			Match	Game			Match
	1	2	3		1	2	3	
Points won	11	11	11	33	1	6	4	11
Biggest lead	10	5	7	10	-	-	1	1
Points won on own serve	6	6	6	18	1	3	3	7
Points lost on own serve	-	3	1	4	5	5	5	15
Most consecutive points won	7	3	6	7	1	2	2	2
Greatest deficit overcome	-	-	1	1	-	-	-	-
Handedness/Grip								

Game/Match Statistics	Game			Match
	1	2	3	
Longest rally (strokes)	8	5	8	8
Average rally	3	3	3	3

### Game Progress

1	ISKENDIROV Daniyar (KAZ)	0	*2	4	*5	7	*9	11	
	ERDOGAN Saffet (TUR)	*0	0	*0	1	*1	1	1	
2	ISKENDIROV Daniyar (KAZ)	*0	1	*3	4	*5	7	*8	9
	ERDOGAN Saffet (TUR)	0	*1	1	*2	3	*3	4	*5
3	ISKENDIROV Daniyar (KAZ)	0	*1	2	*4	6	*7	9	*10
	ERDOGAN Saffet (TUR)	*0	1	*2	2	*2	3	*3	4

### LEGEND

\* Server

MS Men's Single

MT Men's Team

No. Number

WS Women's Single

WT Women's Team

Note: The "Greatest deficit overcome" only applies when the player ends up winning the game.



TUE 25 JUL 2017

## Match Results

Start Time 15:30

KOLEV Petar Veselinov (BUL)

0 - 3

ISKENDIROV Daniyar (KAZ)

### Game Summary

		Match	1st Game	2nd Game	3rd Game
KOLEV Petar Veselinov	BUL	0	7	5	8
ISKENDIROV Daniyar	KAZ	3	11	11	11
Duration		12min	3min	3min	6min

Match No: WS59

Table: Table 4

Umpires:

Player Statistics	KOLEV Petar Veselinov (BUL)				ISKENDIROV Daniyar (KAZ)			
	Game			Match	Game			Match
	1	2	3		1	2	3	
Points won	7	5	8	20	11	11	11	33
Biggest lead	1	1	-	1	4	6	3	6
Points won on own serve	3	2	4	9	6	5	6	17
Points lost on own serve	5	6	5	16	4	3	4	11
Most consecutive points won	3	2	2	3	4	6	2	6
Greatest deficit overcome	-	-	-	-	1	1	-	1
Handedness/Grip								

Game/Match Statistics	Game			Match
	1	2	3	
Longest rally (strokes)	14	8	10	14
Average rally	4	4	4	4

### Game Progress

1	KOLEV Petar Veselinov (BUL)	0	*1	2	*2	3	*5	5	*6	7	7	
	ISKENDIROV Daniyar (KAZ)	*0	1	*2	4	*5	5	*7	8	*9	11	
2	KOLEV Petar Veselinov (BUL)	*0	1	*2	3	*4	4	*4	4	5		
	ISKENDIROV Daniyar (KAZ)	0	*1	2	*3	4	*6	8	*10	11		
3	KOLEV Petar Veselinov (BUL)	0	*1	1	*2	3	*4	6	*6	7	*8	8
	ISKENDIROV Daniyar (KAZ)	*0	1	*3	4	*5	6	*6	8	*9	10	11

### LEGEND

\* Server

MS Men's Single

MT Men's Team

No. Number

WS Women's Single

WT Women's Team

Note: The "Greatest deficit overcome" only applies when the player ends up winning the game.



TUE 25 JUL 2017

## Match Results

Start Time 15:30

SHIN Cheoljin (KOR)

3 - 0

ERDOGAN Saffet (TUR)

### Game Summary

		Match	1st Game	2nd Game	3rd Game
SHIN Cheoljin	KOR	3	11	11	11
ERDOGAN Saffet	TUR	0	1	8	5
Duration		8min	2min	3min	3min

Match No: WS78

Table: Table 5

Umpires:

Player Statistics	SHIN Cheoljin (KOR)				ERDOGAN Saffet (TUR)			
	Game			Match	Game			Match
	1	2	3		1	2	3	
Points won	11	11	11	33	1	8	5	14
Biggest lead	10	3	6	10	-	2	-	2
Points won on own serve	6	6	7	19	1	5	4	10
Points lost on own serve	-	3	1	4	5	5	4	14
Most consecutive points won	8	5	4	8	1	3	2	3
Greatest deficit overcome	-	2	-	2	-	-	-	-
Handedness/Grip								

Game/Match Statistics	Game			Match
	1	2	3	
Longest rally (strokes)	8	9	8	9
Average rally	4	4	4	4

### Game Progress

1	SHIN Cheoljin (KOR)	*0	2	*3	5	*7	9	11		
	ERDOGAN Saffet (TUR)	0	*0	1	*1	1	*1	1		
2	SHIN Cheoljin (KOR)	0	*1	2	*3	4	*4	6	*8	9
	ERDOGAN Saffet (TUR)	*0	1	*2	3	*4	6	*6	6	*7
3	SHIN Cheoljin (KOR)	*0	2	*3	4	*5	7	*7	9	11
	ERDOGAN Saffet (TUR)	0	*0	1	*2	3	*3	5	*5	5

### LEGEND

\* Server

MS Men's Single

MT Men's Team

No. Number

WS Women's Single

WT Women's Team

Note: The "Greatest deficit overcome" only applies when the player ends up winning the game.

TTM1S19\_73A 1.0

Page 1 / 1

Report Created TUE 25 JUL 2017 11:51



WED 26 JUL 2017

### Match Results

Start Time 11:00

ISKENDIROV Daniyar (KAZ)

3 - 2

SHIN Cheoljin (KOR)

#### Game Summary

		Match	1st Game	2nd Game	3rd Game	4th Game	5th Game
ISKENDIROV Daniyar	KAZ	3	11	11	9	8	12
SHIN Cheoljin	KOR	2	5	5	11	11	10
	Duration	22min	3min	3min	5min	5min	6min

Match No: WS97

Table: Table 4

Umpires:

Player Statistics	ISKENDIROV Daniyar (KAZ)						SHIN Cheoljin (KOR)					
	Game					Match	Game					Match
	1	2	3	4	5		1	2	3	4	5	
Points won	11	11	9	8	12	51	5	5	11	11	10	42
Biggest lead	6	6	-	1	2	6	-	1	5	3	4	5
Points won on own serve	6	5	4	3	6	24	3	2	5	5	5	20
Points lost on own serve	2	3	6	6	5	22	5	6	5	5	6	27
Most consecutive points won	3	4	4	3	5	5	2	1	4	3	5	5
Greatest deficit overcome	-	1	-	-	4	4	-	-	-	1	-	1
Handedness/Grip												

Game/Match Statistics	Game					Match
	1	2	3	4	5	
Longest rally (strokes)	13	6	11	8	10	13
Average rally	5	3	4	3	3	4

#### Game Progress

1	ISKENDIROV Daniyar (KAZ)	*0	2	*3	5	*5	6	*8	9	11				
	SHIN Cheoljin (KOR)	0	*0	1	*1	3	*4	4	*5	5				
2	ISKENDIROV Daniyar (KAZ)	0	*1	2	*4	5	*6	8	*10	11				
	SHIN Cheoljin (KOR)	*0	1	*2	2	*3	4	*4	4	5				
3	ISKENDIROV Daniyar (KAZ)	*0	0	*1	1	*3	4	*4	5	*6	8	9		
	SHIN Cheoljin (KOR)	0	*2	3	*5	5	*6	8	*9	10	*10	11		
4	ISKENDIROV Daniyar (KAZ)	0	*1	1	*2	4	*5	5	*6	7	*8	8		
	SHIN Cheoljin (KOR)	*0	1	*3	4	*4	5	*7	8	*9	10	11		
5	ISKENDIROV Daniyar (KAZ)	*0	1	*2	2	*2	4	*4	5	*7	8	*10	11	12
	SHIN Cheoljin (KOR)	0	*1	2	*4	6	*6	8	*9	9	*10	10	*10	10

#### LEGEND

\* Server

MS Men's Single

MT Men's Team

No. Number

WS Women's Single

WT Women's Team

Note: The "Greatest deficit overcome" only applies when the player ends up winning the game.



WED 26 JUL 2017

## Match Results

Start Time 11:00

KOLEV Petar Veselinov (BUL)

3 - 0

ERDOGAN Saffet (TUR)

### Game Summary

		Match	1st Game	2nd Game	3rd Game
KOLEV Petar Veselinov	BUL	3	11	11	11
ERDOGAN Saffet	TUR	0	5	8	8
Duration		8min	2min	3min	3min

Match No: WS116

Table: Table 5

Umpires:

Player Statistics	KOLEV Petar Veselinov (BUL)				ERDOGAN Saffet (TUR)			
	Game			Match	Game			Match
	1	2	3		1	2	3	
Points won	11	11	11	33	5	8	8	21
Biggest lead	7	4	4	7	-	2	2	2
Points won on own serve	5	7	5	17	2	6	3	11
Points lost on own serve	3	2	5	10	6	4	6	16
Most consecutive points won	6	6	4	6	3	3	2	3
Greatest deficit overcome	-	2	2	2	-	-	-	-
Handedness/Grip								

Game/Match Statistics	Game			Match
	1	2	3	
Longest rally (strokes)	9	8	11	11
Average rally	3	4	4	4

### Game Progress

1	KOLEV Petar Veselinov (BUL)	*0	2	*4	6	*7	8	*9	9	11		
	ERDOGAN Saffet (TUR)	0	*0	0	*0	1	*2	3	*5	5		
2	KOLEV Petar Veselinov (BUL)	0	*2	3	*3	4	*4	6	*8	10	*10	11
	ERDOGAN Saffet (TUR)	*0	0	*1	3	*4	6	*6	6	*6	8	8
3	KOLEV Petar Veselinov (BUL)	*0	0	*1	3	*4	6	*8	8	*9	10	11
	ERDOGAN Saffet (TUR)	0	*2	3	*3	4	*4	4	*6	7	*8	8

### LEGEND

\* Server

MS Men's Single

MT Men's Team

No. Number

WS Women's Single

WT Women's Team

Note: The "Greatest deficit overcome" only applies when the player ends up winning the game.

TTM1S19\_73A 1.0

Page 1 / 1

Report Created TUE 25 JUL 2017 11:51



TUE 25 JUL 2017

## Match Results

Start Time 11:00

CHULKOV Vitaly (RUS)

3 - 0

KNOELL Matthias (GER)

### Game Summary

		Match	1st Game	2nd Game	3rd Game
<b>CHULKOV Vitaly</b>	<b>RUS</b>	<b>3</b>	11	11	11
<b>KNOELL Matthias</b>	<b>GER</b>	<b>0</b>	3	2	9
Duration		<b>8min</b>	2min	2min	4min

Match No: WS20

Table: Table 7

Umpires:

Player Statistics	CHULKOV Vitaly (RUS)				KNOELL Matthias (GER)			
	Game			Match	Game			Match
	1	2	3		1	2	3	
Points won	11	11	11	33	3	2	9	14
Biggest lead	8	9	2	9	1	-	3	3
Points won on own serve	7	5	8	20	2	1	7	10
Points lost on own serve	1	1	2	4	4	6	3	13
Most consecutive points won	6	5	3	6	1	1	3	3
Greatest deficit overcome	1	-	3	3	-	-	-	-
Handedness/Grip								

Game/Match Statistics	Game			Match
	1	2	3	
Longest rally (strokes)	8	11	8	11
Average rally	4	4	4	4

### Game Progress

1	<b>CHULKOV Vitaly (RUS)</b>	*0	1	*2	4	*5	7	*9	11			
	<b>KNOELL Matthias (GER)</b>	0	*1	2	*2	3	*3	3	3			
2	<b>CHULKOV Vitaly (RUS)</b>	0	*2	4	*5	6	*8	10	11			
	<b>KNOELL Matthias (GER)</b>	*0	0	*0	1	*2	2	*2	2			
3	<b>CHULKOV Vitaly (RUS)</b>	*0	2	*2	3	*3	4	*5	7	*8	10	11
	<b>KNOELL Matthias (GER)</b>	0	*0	2	*3	5	*6	7	*7	8	*8	9

### LEGEND

\* Server

**MS** Men's Single

**MT** Men's Team

**No.** Number

**WS** Women's Single

**WT** Women's Team

**Note:** The "Greatest deficit overcome" only applies when the player ends up winning the game.

TTM1T20\_73A 1.0

Page 1 / 1

Report Created TUE 25 JUL 2017 11:53



TUE 25 JUL 2017

## Match Results

Start Time 11:00

PIETA Pawel (POL)

3 - 0

DE OLIVEIRA Joao (BRA)

### Game Summary

		Match	1st Game	2nd Game	3rd Game
PIETA Pawel	POL	3	11	11	11
DE OLIVEIRA Joao	BRA	0	1	3	3
Duration		5min	1min	2min	2min

Match No: WS40

Table: Table 8

Umpires:

Player Statistics	PIETA Pawel (POL)				DE OLIVEIRA Joao (BRA)			
	Game			Match	Game			Match
	1	2	3		1	2	3	
Points won	11	11	11	33	1	3	3	7
Biggest lead	10	8	8	10	-	-	2	2
Points won on own serve	6	6	6	18	1	1	3	5
Points lost on own serve	-	2	-	2	5	5	5	15
Most consecutive points won	8	4	9	9	1	2	2	2
Greatest deficit overcome	-	-	2	2	-	-	-	-
Handedness/Grip								

Game/Match Statistics	Game			Match
	1	2	3	
Longest rally (strokes)	9	6	8	9
Average rally	4	3	3	3

### Game Progress

1	PIETA Pawel (POL)	0	*2	4	*6	8	*9	11	
	DE OLIVEIRA Joao (BRA)	*0	0	*0	0	*0	1	1	
2	PIETA Pawel (POL)	*0	2	*4	4	*6	8	*9	11
	DE OLIVEIRA Joao (BRA)	0	*0	0	*2	2	*2	3	3
3	PIETA Pawel (POL)	0	*0	2	*3	5	*7	9	11
	DE OLIVEIRA Joao (BRA)	*0	2	*2	3	*3	3	*3	3

### LEGEND

\* Server

MS Men's Single

MT Men's Team

No. Number

WS Women's Single

WT Women's Team

Note: The "Greatest deficit overcome" only applies when the player ends up winning the game.

TTM1T20\_73A 1.0

Page 1 / 1

Report Created TUE 25 JUL 2017 11:53



TUE 25 JUL 2017

## Match Results

Start Time 15:30

CHULKOV Vitaly (RUS)

3 - 0

PIETA Pawel (POL)

### Game Summary

		Match	1st Game	2nd Game	3rd Game
CHULKOV Vitaly	RUS	3	11	11	11
PIETA Pawel	POL	0	5	9	7
Duration		12min	3min	5min	4min

Match No: WS60

Table: Table 7

Umpires:

Player Statistics	CHULKOV Vitaly (RUS)				PIETA Pawel (POL)			
	Game			Match	Game			Match
	1	2	3		1	2	3	
Points won	11	11	11	33	5	9	7	21
Biggest lead	6	4	5	6	1	-	-	1
Points won on own serve	4	6	7	17	1	5	4	10
Points lost on own serve	4	4	3	11	7	5	4	16
Most consecutive points won	6	4	3	6	2	3	2	3
Greatest deficit overcome	1	-	-	1	-	-	-	-
Handedness/Grip								

Game/Match Statistics	Game			Match
	1	2	3	
Longest rally (strokes)	8	9	6	9
Average rally	3	4	3	3

### Game Progress

1	CHULKOV Vitaly (RUS)	*0	1	*2	3	*5	5	*7	9	11		
	PIETA Pawel (POL)	0	*1	2	*3	3	*5	5	*5	5		
2	CHULKOV Vitaly (RUS)	0	*2	4	*5	5	*6	7	*8	10	*10	11
	PIETA Pawel (POL)	*0	0	*0	1	*3	4	*5	6	*6	8	9
3	CHULKOV Vitaly (RUS)	*0	2	*3	5	*5	6	*8	9	*10	11	
	PIETA Pawel (POL)	0	*0	1	*1	3	*4	4	*5	6	7	

### LEGEND

\* Server

MS Men's Single

MT Men's Team

No. Number

WS Women's Single

WT Women's Team

Note: The "Greatest deficit overcome" only applies when the player ends up winning the game.





TUE 25 JUL 2017

## Match Results

Start Time 15:30

KNOELL Matthias (GER)

3 - 0

DE OLIVEIRA Joao (BRA)

### Game Summary

		Match	1st Game	2nd Game	3rd Game
<b>KNOELL Matthias</b>	<b>GER</b>	<b>3</b>	11	11	11
<b>DE OLIVEIRA Joao</b>	<b>BRA</b>	<b>0</b>	2	1	8
Duration		<b>6min</b>	2min	1min	3min

Match No: WS79

Table: Table 8

Umpires:

Player Statistics	KNOELL Matthias (GER)				DE OLIVEIRA Joao (BRA)			
	Game			Match	Game			Match
	1	2	3		1	2	3	
Points won	11	11	11	33	2	1	8	11
Biggest lead	9	10	3	10	2	-	1	2
Points won on own serve	5	5	5	15	-	-	3	3
Points lost on own serve	2	1	5	8	6	6	6	18
Most consecutive points won	11	10	3	11	2	1	3	3
Greatest deficit overcome	2	-	1	2	-	-	-	-
Handedness/Grip								

Game/Match Statistics	Game			Match
	1	2	3	
Longest rally (strokes)	11	6	8	11
Average rally	3	3	4	3

### Game Progress

1	<b>KNOELL Matthias (GER)</b>	*0	0	*2	4	*6	8	*10	11			
	DE OLIVEIRA Joao (BRA)	0	*2	2	*2	2	*2	2	2			
2	<b>KNOELL Matthias (GER)</b>	0	*2	4	*6	8	*10	11				
	DE OLIVEIRA Joao (BRA)	*0	0	*0	0	*0	0	1				
3	<b>KNOELL Matthias (GER)</b>	*0	2	*3	4	*4	5	*7	7	*9	10	11
	DE OLIVEIRA Joao (BRA)	0	*0	1	*2	4	*5	5	*7	7	*8	8

### LEGEND

\* Server

**MS** Men's Single

**MT** Men's Team

**No.** Number

**WS** Women's Single

**WT** Women's Team

**Note:** The "Greatest deficit overcome" only applies when the player ends up winning the game.

TTM1T20\_73A 1.0

Page 1 / 1

Report Created TUE 25 JUL 2017 11:53



WED 26 JUL 2017

## Match Results

Start Time 11:00

PIETA Pawel (POL)

0 - 3

KNOELL Matthias (GER)

### Game Summary

		Match	1st Game	2nd Game	3rd Game
PIETA Pawel	POL	0	4	3	2
<b>KNOELL Matthias</b>	<b>GER</b>	<b>3</b>	11	11	11
Duration		9min	3min	3min	3min

Match No: WS98

Table: Table 7

Umpires:

Player Statistics	PIETA Pawel (POL)				KNOELL Matthias (GER)			
	Game			Match	Game			Match
	1	2	3		1	2	3	
Points won	4	3	2	9	11	11	11	33
Biggest lead	1	2	-	2	7	8	9	9
Points won on own serve	2	2	1	5	6	5	6	17
Points lost on own serve	5	6	5	16	2	1	1	4
Most consecutive points won	1	2	1	2	5	9	8	9
Greatest deficit overcome	-	-	-	-	1	2	-	2
Handedness/Grip								

Game/Match Statistics	Game			Match
	1	2	3	
Longest rally (strokes)	13	11	6	13
Average rally	4	4	3	3

### Game Progress

1	PIETA Pawel (POL)	0	*1	2	*2	3	*3	3	*4	4
	KNOELL Matthias (GER)	*0	1	*2	4	*5	7	*9	10	11
2	PIETA Pawel (POL)	*0	2	*2	2	*2	2	*3	3	
	KNOELL Matthias (GER)	0	*0	2	*4	6	*8	9	11	
3	PIETA Pawel (POL)	0	*0	0	*0	0	*1	2	2	
	KNOELL Matthias (GER)	*0	2	*4	6	*8	9	*10	11	

### LEGEND

\* Server

MS Men's Single

MT Men's Team

No. Number

WS Women's Single

WT Women's Team

Note: The "Greatest deficit overcome" only applies when the player ends up winning the game.



WED 26 JUL 2017

### Match Results

Start Time 11:00

CHULKOV Vitaly (RUS)

3 - 0

DE OLIVEIRA Joao (BRA)

#### Game Summary

		Match	1st Game	2nd Game	3rd Game
<b>CHULKOV Vitaly</b>	<b>RUS</b>	<b>3</b>	11	11	11
DE OLIVEIRA Joao	BRA	0	1	6	1
Duration		5min	1min	2min	2min

Match No: WS117

Table: Table 8

Umpires:

Player Statistics	CHULKOV Vitaly (RUS)				DE OLIVEIRA Joao (BRA)			
	Game			Match	Game			Match
	1	2	3		1	2	3	
Points won	11	11	11	33	1	6	1	8
Biggest lead	10	5	10	10	-	1	-	1
Points won on own serve	6	8	6	20	1	5	1	7
Points lost on own serve	-	1	-	1	5	3	5	13
Most consecutive points won	7	6	9	9	1	3	1	3
Greatest deficit overcome	-	1	-	1	-	-	-	-
Handedness/Grip								

Game/Match Statistics	Game			Match
	1	2	3	
Longest rally (strokes)	8	8	8	8
Average rally	3	3	3	3

#### Game Progress

1	CHULKOV Vitaly (RUS)	0	*2	4	*5	7	*9	11			
	DE OLIVEIRA Joao (BRA)	*0	0	*0	1	*1	1	1			
2	CHULKOV Vitaly (RUS)	*0	2	*2	4	*4	5	*7	9	*10	11
	DE OLIVEIRA Joao (BRA)	0	*0	2	*2	4	*5	5	*5	6	6
3	CHULKOV Vitaly (RUS)	0	*2	4	*6	8	*9	11			
	DE OLIVEIRA Joao (BRA)	*0	0	*0	0	*0	1	1			

#### LEGEND

\* Server

MS Men's Single

MT Men's Team

No. Number

WS Women's Single

WT Women's Team

Note: The "Greatest deficit overcome" only applies when the player ends up winning the game.



WED 26 JUL 2017

### Match Results

Start Time 13:30

OLCAS Garip (TUR)

0 - 4

VELIIEV Anton (UKR)

#### Game Summary

		Match	1st Game	2nd Game	3rd Game	4th Game
OLCAS Garip	TUR	0	8	6	5	7
VELIIEV Anton	UKR	4	11	11	11	11
Duration		16min	4min	4min	4min	4min

Match No: WS120

Table: Table 1

Umpires:

Player Statistics	OLCAS Garip (TUR)					VELIIEV Anton (UKR)				
	Game				Match	Game				Match
	1	2	3	4		1	2	3	4	
Points won	8	6	5	7	26	11	11	11	11	44
Biggest lead	1	1	-	1	1	4	5	6	4	6
Points won on own serve	2	3	4	4	13	4	5	7	5	21
Points lost on own serve	7	6	4	6	23	6	3	1	3	13
Most consecutive points won	2	1	2	3	3	4	3	3	4	4
Greatest deficit overcome	-	-	-	-	-	1	1	-	1	1
Handedness/Grip										

Game/Match Statistics	Game				Match
	1	2	3	4	
Longest rally (strokes)	10	6	8	7	10
Average rally	4	4	4	3	4

#### Game Progress

1	OLCAS Garip (TUR)	0	*1	2	*3	4	*4	4	*6	6	*8	8
	VELIIEV Anton (UKR)	*0	1	*2	3	*4	6	*8	8	*10	10	11
2	OLCAS Garip (TUR)	*0	1	*2	2	*3	4	*4	5	*6	6	
	VELIIEV Anton (UKR)	0	*1	2	*4	5	*6	8	*9	10	11	
3	OLCAS Garip (TUR)	0	*0	1	*2	3	*3	4	*4	5		
	VELIIEV Anton (UKR)	*0	2	*3	4	*5	7	*8	10	11		
4	OLCAS Garip (TUR)	*0	1	*1	2	*4	4	*4	5	*6	7	
	VELIIEV Anton (UKR)	0	*1	3	*4	4	*6	8	*9	10	11	

#### LEGEND

\* Server

MS Men's Single

MT Men's Team

No. Number

WS Women's Single

WT Women's Team

Note: The "Greatest deficit overcome" only applies when the player ends up winning the game.



WED 26 JUL 2017

### Match Results

Start Time 13:30

KNOELL Matthias (GER)

1 - 4 PISHCHUK Dmitry Olegovich (RUS)

#### Game Summary

		Match	1st Game	2nd Game	3rd Game	4th Game	5th Game
KNOELL Matthias	GER	1	8	8	8	11	3
PISHCHUK Dmitry Olegovich	RUS	4	11	11	11	7	11
	Duration	20min	4min	4min	5min	4min	3min

Match No: WS123

Table: Table 2

Umpires:

Player Statistics	KNOELL Matthias (GER)						PISHCHUK Dmitry Olegovich (RUS)					
	Game					Match	Game					Match
	1	2	3	4	5		1	2	3	4	5	
Points won	8	8	8	11	3	38	11	11	11	7	11	51
Biggest lead	2	3	-	4	1	4	3	3	3	1	8	8
Points won on own serve	5	4	3	8	1	21	7	5	5	5	6	28
Points lost on own serve	4	6	6	2	5	23	3	4	5	3	2	17
Most consecutive points won	4	2	3	3	1	4	5	4	3	2	6	6
Greatest deficit overcome	-	-	-	1	-	1	2	3	-	-	1	3
Handedness/Grip												

Game/Match Statistics	Game					Match
	1	2	3	4	5	
Longest rally (strokes)	9	10	19	10	15	19
Average rally	4	5	6	5	6	5

#### Game Progress

1	KNOELL Matthias (GER)	0	*1	3	*3	3	*4	6	*7	8	*8	8
	PISHCHUK Dmitry Olegovich (RUS)	*0	1	*1	3	*5	6	*6	7	*8	10	11
2	KNOELL Matthias (GER)	*0	1	*3	4	*5	6	*6	7	*8	8	8
	PISHCHUK Dmitry Olegovich (RUS)	0	*1	1	*2	3	*4	6	*7	8	*10	11
3	KNOELL Matthias (GER)	0	*0	1	*3	4	*4	5	*7	7	*8	8
	PISHCHUK Dmitry Olegovich (RUS)	*0	2	*3	3	*4	6	*7	7	*9	10	11
4	KNOELL Matthias (GER)	*0	1	*2	4	*4	6	*7	8	*9	11	
	PISHCHUK Dmitry Olegovich (RUS)	0	*1	2	*2	4	*4	5	*6	7	7	
5	KNOELL Matthias (GER)	0	*1	2	*2	2	*3	3	3			
	PISHCHUK Dmitry Olegovich (RUS)	*0	1	*2	4	*6	7	*9	11			

#### LEGEND

\* Server

MS Men's Single

MT Men's Team

No. Number

WS Women's Single

WT Women's Team

Note: The "Greatest deficit overcome" only applies when the player ends up winning the game.



WED 26 JUL 2017

### Match Results

Start Time 13:30

**TIMUCIN Avni (TUR)**

**4 - 1**

**NG Kin Sing (HKG)**

**Game Summary**

		Match	1st Game	2nd Game	3rd Game	4th Game	5th Game
<b>TIMUCIN Avni</b>	<b>TUR</b>	<b>4</b>	11	11	11	13	11
NG Kin Sing	HKG	1	9	5	6	15	9
	Duration	<b>21min</b>	4min	3min	3min	6min	5min

Match No: WS128

Table: Table 3

Umpires:

Player Statistics	TIMUCIN Avni (TUR)						NG Kin Sing (HKG)					
	Game					Match	Game					Match
	1	2	3	4	5		1	2	3	4	5	
Points won	11	11	11	13	11	57	9	5	6	15	9	44
Biggest lead	7	6	5	-	2	7	-	1	2	4	3	4
Points won on own serve	6	5	6	5	4	26	5	2	4	6	3	20
Points lost on own serve	4	3	2	9	6	24	5	6	5	8	7	31
Most consecutive points won	7	4	4	3	4	7	4	2	2	4	5	5
Greatest deficit overcome	-	1	2	-	3	3	-	-	-	-	-	-
Handedness/Grip												

Game/Match Statistics	Game					Match
	1	2	3	4	5	
Longest rally (strokes)	8	10	9	12	10	12
Average rally	4	4	5	5	6	5

**Game Progress**

1	TIMUCIN Avni (TUR)	0	*2	4	*6	7	*7	8	*8	9	*10	11								
	NG Kin Sing (HKG)	*0	0	*0	0	*1	3	*4	6	*7	8	9								
2	TIMUCIN Avni (TUR)	*0	1	*2	4	*5	7	*9	9	11										
	NG Kin Sing (HKG)	0	*1	2	*2	3	*3	3	*5	5										
3	TIMUCIN Avni (TUR)	0	*0	2	*4	5	*6	7	*8	10	11									
	NG Kin Sing (HKG)	*0	2	*2	2	*3	4	*5	6	*6	6									
4	TIMUCIN Avni (TUR)	*0	0	*1	3	*3	3	*4	6	*7	8	*10	10	*11	11	*12	12	*13	13	13
	NG Kin Sing (HKG)	0	*2	3	*3	5	*7	8	*8	9	*10	10	*11	11	*12	12	*13	13	*14	15
5	TIMUCIN Avni (TUR)	0	*2	2	*4	4	*4	5	*7	8	*9	11								
	NG Kin Sing (HKG)	*0	0	*2	2	*4	6	*7	7	*8	9	9								

**LEGEND**

\* Server

MS Men's Single

MT Men's Team

No. Number

WS Women's Single

WT Women's Team

**Note:** The "Greatest deficit overcome" only applies when the player ends up winning the game.



WED 26 JUL 2017

### Match Results

Start Time 13:30

SCHÖLZEL Sebastian (GER)

3 - 4

NAIK Ullas (IND)

#### Game Summary

		Match	1st Game	2nd Game	3rd Game	4th Game	5th Game	6th Game	7th Game
SCHÖLZEL Sebastian	GER	3	11	11	11	8	13	9	7
NAIK Ullas	IND	4	8	5	9	11	15	11	11
	Duration	33min	3min	3min	5min	4min	7min	5min	6min

Match No: WS131

Table: Table 4

Umpires:

Player Statistics	SCHÖLZEL Sebastian (GER)								Match	NAIK Ullas (IND)								Match
	Game									Game								
	1	2	3	4	5	6	7			1	2	3	4	5	6	7		
Points won	11	11	11	8	13	9	7		70	8	5	9	11	15	11	11		70
Biggest lead	3	6	3	2	6	1	2		6	1	-	-	3	2	3	4		4
Points won on own serve	5	7	6	4	5	6	5		38	4	4	5	5	6	7	8		39
Points lost on own serve	4	1	4	6	9	4	3		31	6	4	5	4	8	3	2		32
Most consecutive points won	4	5	2	2	6	3	2		6	2	3	2	5	5	3	4		5
Greatest deficit overcome	1	-	-	-	-	-	-		1	-	-	-	2	6	1	2		6
Handedness/Grip																		

Game/Match Statistics	Game							Match
	1	2	3	4	5	6	7	
Longest rally (strokes)	9	10	10	9	10	8	8	10
Average rally	4	4	4	3	4	3	4	4

#### Game Progress

1	SCHÖLZEL Sebastian (GER)	0	*1	2	*3	4	*6	7	*8	9	*10	11	NAIK Ullas (IND)	*0	1	*2	3	*4	4	*5	6	*7	8	8																
2	SCHÖLZEL Sebastian (GER)	*0	2	*2	4	*6	7	*7	9	11	NAIK Ullas (IND)	0	*0	2	*2	2	*3	5	*5	5																				
3	SCHÖLZEL Sebastian (GER)	0	*1	3	*4	5	*6	7	*8	9	*10	11	NAIK Ullas (IND)	*0	1	*1	2	*3	4	*5	6	*7	8	9																
4	SCHÖLZEL Sebastian (GER)	*0	1	*3	4	*5	6	*6	6	*7	8	8	NAIK Ullas (IND)	0	*1	1	*2	3	*4	6	*8	9	*10	11																
5	SCHÖLZEL Sebastian (GER)	0	*2	4	*6	6	*7	7	*9	10	*10	10	*10	11	*12	12	*12	13	*13	13	NAIK Ullas (IND)	*0	0	*0	0	*2	3	*5	5	*6	8	*10	11	*11	11	*12	13	*13	14	15
6	SCHÖLZEL Sebastian (GER)	*0	1	*1	2	*3	5	*6	7	*7	8	9	NAIK Ullas (IND)	0	*1	3	*4	5	*5	6	*7	9	*10	11																
7	SCHÖLZEL Sebastian (GER)	0	*1	3	*3	4	*5	6	*6	7	7	NAIK Ullas (IND)	*0	1	*1	3	*4	5	*6	8	*9	11																		

#### LEGEND

\* Server

MS Men's Single

MT Men's Team

No. Number

WS Women's Single

WT Women's Team

Note: The "Greatest deficit overcome" only applies when the player ends up winning the game.



WED 26 JUL 2017

### Match Results

Start Time 13:30

YAKOVENKO Anatolii (UKR)

4 - 0

TOMIC Ilija (CRO)

#### Game Summary

		Match	1st Game	2nd Game	3rd Game	4th Game
<b>YAKOVENKO Anatolii</b>	<b>UKR</b>	<b>4</b>	11	11	11	11
<b>TOMIC Ilija</b>	<b>CRO</b>	<b>0</b>	7	7	9	1
Duration		<b>10min</b>	1min	3min	4min	2min

Match No: WS136

Table: Table 5

Umpires:

Player Statistics	YAKOVENKO Anatolii (UKR)					TOMIC Ilija (CRO)				
	Game				Match	Game				Match
	1	2	3	4		1	2	3	4	
Points won	11	11	11	11	<b>44</b>	7	7	9	1	<b>24</b>
Biggest lead	7	4	3	10	<b>10</b>	-	2	4	-	<b>4</b>
Points won on own serve	7	7	6	5	<b>25</b>	4	6	5	-	<b>15</b>
Points lost on own serve	3	1	4	1	<b>9</b>	4	4	5	6	<b>19</b>
Most consecutive points won	7	3	5	6	<b>7</b>	5	2	4	1	<b>5</b>
Greatest deficit overcome	-	2	4	-	<b>4</b>	-	-	-	-	<b>-</b>
Handedness/Grip										

Game/Match Statistics	Game				Match
	1	2	3	4	
Longest rally (strokes)	13	10	17	13	<b>17</b>
Average rally	2	4	5	5	<b>4</b>

#### Game Progress

1	<b>YAKOVENKO Anatolii (UKR)</b>	*0	2	*4	6	*7	7	*7	9	*10	11	
	TOMIC Ilija (CRO)	0	*0	0	*0	1	*3	5	*5	6	7	
2	<b>YAKOVENKO Anatolii (UKR)</b>	0	*0	2	*3	5	*6	7	*8	10	11	
	TOMIC Ilija (CRO)	*0	2	*2	3	*3	4	*5	6	*6	7	
3	<b>YAKOVENKO Anatolii (UKR)</b>	*0	0	*0	2	*3	5	*7	8	*8	9	11
	TOMIC Ilija (CRO)	0	*2	4	*4	5	*5	5	*6	8	*9	9
4	<b>YAKOVENKO Anatolii (UKR)</b>	0	*2	4	*6	7	*9	11				
	TOMIC Ilija (CRO)	*0	0	*0	0	*1	1	1				

#### LEGEND

\* Server

**MS** Men's Single

**MT** Men's Team

**No.** Number

**WS** Women's Single

**WT** Women's Team

**Note:** The "Greatest deficit overcome" only applies when the player ends up winning the game.





WED 26 JUL 2017

## Match Results

Start Time 13:30

ERDAL Dogan (TUR)

0 - 4

SUYNALIEV Asilbek (RUS)

### Game Summary

		Match	1st Game	2nd Game	3rd Game	4th Game
ERDAL Dogan	TUR	0	7	5	2	3
SUYNALIEV Asilbek	RUS	4	11	11	11	11
Duration		14min	4min	4min	3min	3min

Match No: WS139

Table: Table 7

Umpires:

Player Statistics	ERDAL Dogan (TUR)					SUYNALIEV Asilbek (RUS)				
	Game				Match	Game				Match
	1	2	3	4		1	2	3	4	
Points won	7	5	2	3	17	11	11	11	11	44
Biggest lead	1	-	-	1	1	4	7	9	8	9
Points won on own serve	4	3	1	1	9	5	6	5	6	22
Points lost on own serve	6	5	6	5	22	3	2	1	2	8
Most consecutive points won	1	2	1	2	2	4	5	7	9	9
Greatest deficit overcome	-	-	-	-	-	1	-	-	1	1
Handedness/Grip										

Game/Match Statistics	Game				Match
	1	2	3	4	
Longest rally (strokes)	8	10	10	9	10
Average rally	3	4	4	4	4

### Game Progress

1	ERDAL Dogan (TUR)	*0	1	*2	3	*4	5	*6	7	*7	7
	SUYNALIEV Asilbek (RUS)	0	*1	2	*3	4	*5	6	*7	9	11
2	ERDAL Dogan (TUR)	0	*0	1	*2	3	*3	3	*4	5	
	SUYNALIEV Asilbek (RUS)	*0	2	*3	4	*5	7	*9	10	11	
3	ERDAL Dogan (TUR)	*0	0	*1	2	*2	2	*2	2		
	SUYNALIEV Asilbek (RUS)	0	*2	3	*4	6	*8	10	11		
4	ERDAL Dogan (TUR)	0	*1	2	*2	2	*2	2	3		
	SUYNALIEV Asilbek (RUS)	*0	1	*2	4	*6	8	*10	11		

### LEGEND

\* Server

MS Men's Single

MT Men's Team

No. Number

WS Women's Single

WT Women's Team

Note: The "Greatest deficit overcome" only applies when the player ends up winning the game.



WED 26 JUL 2017

### Match Results

Start Time 13:30

NG Wai Yip (HKG)

4 - 0

SZELIGA Adrian (POL)

#### Game Summary

		Match	1st Game	2nd Game	3rd Game	4th Game
<b>NG Wai Yip</b>	<b>HKG</b>	<b>4</b>	11	11	11	11
<b>SZELIGA Adrian</b>	<b>POL</b>	<b>0</b>	7	9	7	8
Duration		<b>19min</b>	4min	5min	5min	5min

Match No: WS144

Table: Table 8

Umpires:

Player Statistics	NG Wai Yip (HKG)					SZELIGA Adrian (POL)				
	Game				Match	Game				Match
	1	2	3	4		1	2	3	4	
Points won	11	11	11	11	<b>44</b>	7	9	7	8	<b>31</b>
Biggest lead	4	2	6	3	<b>6</b>	3	2	-	3	<b>3</b>
Points won on own serve	7	7	7	6	<b>27</b>	4	6	4	5	<b>19</b>
Points lost on own serve	3	3	3	3	<b>12</b>	4	4	4	5	<b>17</b>
Most consecutive points won	5	4	5	5	<b>5</b>	2	3	3	3	<b>3</b>
Greatest deficit overcome	3	2	-	3	<b>3</b>	-	-	-	-	<b>-</b>
Handedness/Grip										

Game/Match Statistics	Game				Match
	1	2	3	4	
Longest rally (strokes)	8	11	10	11	<b>11</b>
Average rally	4	4	5	4	<b>4</b>

#### Game Progress

1	NG Wai Yip (HKG)	*0	0	*1	2	*4	6	*6	8	*9	11	
	SZELIGA Adrian (POL)	0	*2	3	*4	4	*4	6	*6	7	7	
2	NG Wai Yip (HKG)	0	*1	2	*3	5	*5	6	*6	7	*9	11
	SZELIGA Adrian (POL)	*0	1	*2	3	*3	5	*6	8	*9	9	9
3	NG Wai Yip (HKG)	*0	2	*3	4	*5	6	*8	10	*10	11	
	SZELIGA Adrian (POL)	0	*0	1	*2	3	*4	4	*4	6	7	
4	NG Wai Yip (HKG)	0	*0	1	*2	4	*5	5	*7	9	*10	11
	SZELIGA Adrian (POL)	*0	2	*3	4	*4	5	*7	7	*7	8	8

#### LEGEND

\* Server

MS Men's Single

MT Men's Team

No. Number

WS Women's Single

WT Women's Team

Note: The "Greatest deficit overcome" only applies when the player ends up winning the game.



WED 26 JUL 2017

## Match Results

Start Time 13:30

LU Shih-Chieh (TPE)

4 - 1

STÜRMER Erwin (AUT)

### Game Summary

		Match	1st Game	2nd Game	3rd Game	4th Game	5th Game
<b>LU Shih-Chieh</b>	<b>TPE</b>	<b>4</b>	11	10	11	11	11
<b>STÜRMER Erwin</b>	<b>AUT</b>	<b>1</b>	8	12	6	7	4
	Duration	<b>19min</b>	3min	5min	4min	4min	3min

Match No: WS147

Table: Table 9

Umpires:

Player Statistics	LU Shih-Chieh (TPE)						STÜRMER Erwin (AUT)					
	Game					Match	Game					Match
	1	2	3	4	5		1	2	3	4	5	
Points won	11	10	11	11	11	54	8	12	6	7	4	37
Biggest lead	3	2	5	4	7	7	2	2	1	-	-	2
Points won on own serve	8	6	6	9	6	35	7	7	4	6	3	27
Points lost on own serve	1	5	2	1	1	10	3	4	5	2	5	19
Most consecutive points won	3	3	6	3	4	6	3	3	2	3	2	3
Greatest deficit overcome	2	-	1	-	-	2	-	2	-	-	-	2
Handedness/Grip												

Game/Match Statistics	Game					Match
	1	2	3	4	5	
Longest rally (strokes)	7	12	7	10	7	12
Average rally	4	5	4	5	4	4

### Game Progress

1	LU Shih-Chieh (TPE)	0	*1	3	*3	4	*4	6	*7	9	*10	11		
	STÜRMER Erwin (AUT)	*0	1	*1	3	*4	6	*6	7	*7	8	8		
2	LU Shih-Chieh (TPE)	*0	1	*2	3	*4	6	*6	7	*8	9	*10	10	10
	STÜRMER Erwin (AUT)	0	*1	2	*3	4	*4	6	*7	8	*9	10	*11	12
3	LU Shih-Chieh (TPE)	0	*1	3	*3	4	*5	6	*8	10	11			
	STÜRMER Erwin (AUT)	*0	1	*1	3	*4	5	*6	6	*6	6			
4	LU Shih-Chieh (TPE)	*0	2	*3	5	*5	6	*6	8	*9	11			
	STÜRMER Erwin (AUT)	0	*0	1	*1	3	*4	6	*6	7	7			
5	LU Shih-Chieh (TPE)	0	*2	4	*4	6	*7	8	*10	11				
	STÜRMER Erwin (AUT)	*0	0	*0	2	*2	3	*4	4	4				

### LEGEND

\* Server

MS Men's Single

MT Men's Team

No. Number

WS Women's Single

WT Women's Team

Note: The "Greatest deficit overcome" only applies when the player ends up winning the game.



WED 26 JUL 2017

### Match Results

Start Time 15:45

WANG Cong (CHN)

4 - 0

KRÄMER Christopher (AUT)

#### Game Summary

		Match	1st Game	2nd Game	3rd Game	4th Game
<b>WANG Cong</b>	<b>CHN</b>	<b>4</b>	11	11	11	11
KRÄMER Christopher	AUT	0	9	2	5	3
Duration		<b>12min</b>	5min	2min	3min	2min

Match No: WS150

Table: Table 1

Umpires:

Player Statistics	WANG Cong (CHN)					KRÄMER Christopher (AUT)				
	Game				Match	Game				Match
	1	2	3	4		1	2	3	4	
Points won	11	11	11	11	<b>44</b>	9	2	5	3	<b>19</b>
Biggest lead	2	10	6	8	<b>10</b>	2	-	-	-	<b>2</b>
Points won on own serve	10	4	6	5	<b>25</b>	8	-	3	2	<b>13</b>
Points lost on own serve	1	2	2	1	<b>6</b>	1	7	5	6	<b>19</b>
Most consecutive points won	3	10	5	5	<b>10</b>	3	2	2	1	<b>3</b>
Greatest deficit overcome	2	-	-	-	<b>2</b>	-	-	-	-	<b>-</b>
Handedness/Grip										

Game/Match Statistics	Game				Match
	1	2	3	4	
Longest rally (strokes)	4	6	6	5	<b>6</b>
Average rally	2	3	3	3	<b>3</b>

#### Game Progress

1	WANG Cong (CHN)	*0	1	*1	3	*3	5	*6	8	*8	10	*10	11
	KRÄMER Christopher (AUT)	0	*1	3	*3	5	*5	6	*6	8	*8	9	9
2	WANG Cong (CHN)	0	*2	4	*6	8	*10	10	11				
	KRÄMER Christopher (AUT)	*0	0	*0	0	*0	0	*2	2				
3	WANG Cong (CHN)	*0	1	*2	4	*6	7	*8	10	11			
	KRÄMER Christopher (AUT)	0	*1	2	*2	2	*3	4	*4	5			
4	WANG Cong (CHN)	0	*2	3	*4	6	*7	9	11				
	KRÄMER Christopher (AUT)	*0	0	*1	2	*2	3	*3	3				

#### LEGEND

\* Server

MS Men's Single

MT Men's Team

No. Number

WS Women's Single

WT Women's Team

Note: The "Greatest deficit overcome" only applies when the player ends up winning the game.

TTM1501\_73A 1.0

Page 1 / 1

Report Created WED 26 JUL 2017 18:13





WED 26 JUL 2017

### Match Results

Start Time 15:45

VELIIEV Anton (UKR)

0 - 4

YANG Jung-Tsung (TPE)

#### Game Summary

		Match	1st Game	2nd Game	3rd Game	4th Game
VELIIEV Anton	UKR	0	2	8	4	7
<b>YANG Jung-Tsung</b>	<b>TPE</b>	<b>4</b>	11	11	11	11
Duration		<b>12min</b>	2min	3min	3min	4min

Match No: WS151

Table: Table 2

Umpires:

Player Statistics	VELIIEV Anton (UKR)					YANG Jung-Tsung (TPE)				
	Game				Match	Game				Match
	1	2	3	4		1	2	3	4	
Points won	2	8	4	7	21	11	11	11	11	44
Biggest lead	-	1	1	-	1	9	3	7	7	9
Points won on own serve	-	4	3	4	11	4	6	6	7	23
Points lost on own serve	7	5	5	4	21	2	4	1	3	10
Most consecutive points won	1	3	2	4	4	7	4	5	4	7
Greatest deficit overcome	-	-	-	-	-	-	1	1	-	1
Handedness/Grip										

Game/Match Statistics	Game				Match
	1	2	3	4	
Longest rally (strokes)	10	7	12	8	12
Average rally	5	3	5	4	4

#### Game Progress

1	VELIIEV Anton (UKR)	*0	0	*1	1	*1	1	*2	2		
	YANG Jung-Tsung (TPE)	0	*2	3	*5	7	*9	10	11		
2	VELIIEV Anton (UKR)	0	*1	1	*2	3	*4	6	*6	7	*8
	YANG Jung-Tsung (TPE)	*0	1	*3	4	*5	6	*6	8	*9	10
3	VELIIEV Anton (UKR)	*0	1	*2	3	*3	4	*4	4	4	
	YANG Jung-Tsung (TPE)	0	*1	2	*3	5	*6	8	*10	11	
4	VELIIEV Anton (UKR)	0	*0	1	*1	2	*3	3	*4	6	7
	YANG Jung-Tsung (TPE)	*0	2	*3	5	*6	7	*9	10	*10	11

#### LEGEND

\* Server

MS Men's Single

MT Men's Team

No. Number

WS Women's Single

WT Women's Team

Note: The "Greatest deficit overcome" only applies when the player ends up winning the game.



WED 26 JUL 2017

### Match Results

Start Time 15:45

WU Ho Ting (HKG)

0 - 4 PISHCHUK Dmitry Olegovich (RUS)

#### Game Summary

		Match	1st Game	2nd Game	3rd Game	4th Game
WU Ho Ting	HKG	0	9	7	7	9
PISHCHUK Dmitry Olegovich	RUS	4	11	11	11	11
Duration		10min	0min	0min	5min	5min

Match No: WS152

Table: Table 3

Umpires:

Player Statistics	WU Ho Ting (HKG)					PISHCHUK Dmitry Olegovich (RUS)				
	Game				Match	Game				Match
	1	2	3	4		1	2	3	4	
Points won	9	7	7	9	32	11	11	11	11	44
Biggest lead	2	-	1	3	3	7	10	4	2	10
Points won on own serve	4	4	4	5	17	5	7	5	6	23
Points lost on own serve	6	4	6	5	21	5	3	3	4	15
Most consecutive points won	9	7	2	4	9	7	10	4	5	10
Greatest deficit overcome	-	-	-	-	-	2	-	1	3	3
Handedness/Grip										

Game/Match Statistics	Game				Match
	1	2	3	4	
Longest rally (strokes)	-	-	10	12	12
Average rally	-	-	4	3	2

#### Game Progress

1	WU Ho Ting (HKG)	*0	0	*0	0	*1	3	*5	7	*9	9	9	PISHCHUK Dmitry Olegovich (RUS)	0	*2	4	*6	7	*7	7	*7	7	*9	11
2	WU Ho Ting (HKG)	0	*0	0	*0	0	*0	2	*4	6	7	PISHCHUK Dmitry Olegovich (RUS)	*0	2	*4	6	*8	10	*10	10	*10	11		
3	WU Ho Ting (HKG)	*0	1	*2	3	*4	5	*6	7	*7	7	PISHCHUK Dmitry Olegovich (RUS)	0	*1	2	*3	4	*5	6	*7	9	11		
4	WU Ho Ting (HKG)	0	*1	3	*3	4	*5	6	*8	9	*9	9	PISHCHUK Dmitry Olegovich (RUS)	*0	1	*1	3	*4	5	*6	6	*7	9	11

#### LEGEND

\* Server

MS Men's Single

MT Men's Team

No. Number

WS Women's Single

WT Women's Team

Note: The "Greatest deficit overcome" only applies when the player ends up winning the game.



WED 26 JUL 2017

## Match Results

Start Time 15:45

TUTURA Marek (SVK)

4 - 1

ZIZIUNAS Kestutis (LTU)

### Game Summary

		Match	1st Game	2nd Game	3rd Game	4th Game	5th Game
TUTURA Marek	SVK	4	12	11	11	12	13
ZIZIUNAS Kestutis	LTU	1	14	8	7	10	11
	Duration	36min	7min	7min	7min	7min	8min

Match No: WS153

Table: Table 4

Umpires:

Player Statistics	TUTURA Marek (SVK)						ZIZIUNAS Kestutis (LTU)					
	Game					Match	Game					Match
	1	2	3	4	5		1	2	3	4	5	
Points won	12	11	11	12	13	59	14	8	7	10	11	50
Biggest lead	1	3	4	3	4	4	4	2	1	2	-	4
Points won on own serve	6	7	7	8	7	35	7	6	4	7	6	30
Points lost on own serve	7	2	3	3	5	20	6	4	4	4	6	24
Most consecutive points won	4	4	5	4	4	5	3	3	3	5	2	5
Greatest deficit overcome	-	2	1	2	-	2	1	-	-	-	-	1
Handedness/Grip												

Game/Match Statistics	Game					Match
	1	2	3	4	5	
Longest rally (strokes)	11	10	9	10	7	11
Average rally	5	5	5	4	4	4

### Game Progress

1	TUTURA Marek (SVK)	*0	1	*1	2	*2	4	*6	7	*8	9	*10	10	*11	11	*12	12	12
	ZIZIUNAS Kestutis (LTU)	0	*1	3	*4	6	*6	6	*7	8	*9	10	*11	11	*12	12	*13	14
2	TUTURA Marek (SVK)	0	*0	2	*3	4	*4	6	*7	8	*10	11						
	ZIZIUNAS Kestutis (LTU)	*0	2	*2	3	*4	6	*6	7	*8	8	8						
3	TUTURA Marek (SVK)	*0	1	*3	5	*5	6	*6	7	*9	11							
	ZIZIUNAS Kestutis (LTU)	0	*1	1	*1	3	*4	6	*7	7	7							
4	TUTURA Marek (SVK)	0	*0	2	*3	4	*5	7	*8	8	*8	10	*11	12				
	ZIZIUNAS Kestutis (LTU)	*0	2	*2	3	*4	5	*5	6	*8	10	*10	10	10				
5	TUTURA Marek (SVK)	*0	1	*2	4	*6	6	*7	8	*9	10	*10	11	*11	12	13		
	ZIZIUNAS Kestutis (LTU)	0	*1	2	*2	2	*4	5	*6	7	*8	10	*10	11	*11	11		

### LEGEND

\* Server

MS Men's Single

MT Men's Team

No. Number

WS Women's Single

WT Women's Team

Note: The "Greatest deficit overcome" only applies when the player ends up winning the game.



WED 26 JUL 2017

### Match Results

Start Time 15:45

KUO Yueh-Tung (TPE)

1 - 4

JUCHNA Gintautas (LTU)

#### Game Summary

		Match	1st Game	2nd Game	3rd Game	4th Game	5th Game
KUO Yueh-Tung	TPE	1	6	3	11	3	7
JUCHNA Gintautas	LTU	4	11	11	5	11	11
	Duration	17min	3min	2min	4min	3min	5min

Match No: WS154

Table: Table 5

Umpires:

Player Statistics	KUO Yueh-Tung (TPE)						JUCHNA Gintautas (LTU)					
	Game					Match	Game					Match
	1	2	3	4	5		1	2	3	4	5	
Points won	6	3	11	3	7	30	11	11	5	11	11	49
Biggest lead	-	-	7	-	2	7	5	8	-	8	4	8
Points won on own serve	2	3	7	2	4	18	4	8	4	7	5	28
Points lost on own serve	7	3	1	4	6	21	4	-	4	1	3	12
Most consecutive points won	2	2	7	2	3	7	4	6	3	5	5	6
Greatest deficit overcome	-	-	-	-	-	-	-	-	-	-	2	2
Handedness/Grip												

Game/Match Statistics	Game					Match
	1	2	3	4	5	
Longest rally (strokes)	7	6	6	6	6	7
Average rally	4	3	3	3	3	3

#### Game Progress

1	KUO Yueh-Tung (TPE)	*0	1	*1	1	*3	3	*4	5	*6	6
	JUCHNA Gintautas (LTU)	0	*1	3	*5	5	*7	8	*9	10	11
2	KUO Yueh-Tung (TPE)	0	*0	2	*2	3	*3	3	3		
	JUCHNA Gintautas (LTU)	*0	2	*2	4	*5	7	*9	11		
3	KUO Yueh-Tung (TPE)	*0	2	*4	6	*7	8	*8	10	11	
	JUCHNA Gintautas (LTU)	0	*0	0	*0	1	*2	4	*4	5	
4	KUO Yueh-Tung (TPE)	0	*0	0	*1	1	*1	3	3		
	JUCHNA Gintautas (LTU)	*0	2	*4	5	*7	9	*9	11		
5	KUO Yueh-Tung (TPE)	*0	1	*3	4	*4	5	*6	6	*6	7
	JUCHNA Gintautas (LTU)	0	*1	1	*2	4	*5	6	*8	10	11

#### LEGEND

\* Server

MS Men's Single

MT Men's Team

No. Number

WS Women's Single

WT Women's Team

Note: The "Greatest deficit overcome" only applies when the player ends up winning the game.





WED 26 JUL 2017

## Match Results

Start Time 15:45

TIMUCIN Avni (TUR)

1 - 4

ASTAFYEV Egor (RUS)

### Game Summary

		Match	1st Game	2nd Game	3rd Game	4th Game	5th Game
TIMUCIN Avni	TUR	1	9	9	11	5	9
ASTAFYEV Egor	RUS	4	11	11	9	11	11
	Duration	21min	4min	4min	5min	3min	5min

Match No: WS155

Table: Table 7

Umpires:

Player Statistics	TIMUCIN Avni (TUR)						ASTAFYEV Egor (RUS)					
	Game					Match	Game					Match
	1	2	3	4	5		1	2	3	4	5	
Points won	9	9	11	5	9	43	11	11	9	11	11	53
Biggest lead	-	4	3	-	1	4	5	2	1	6	3	6
Points won on own serve	4	5	5	3	6	23	5	6	4	6	7	28
Points lost on own serve	6	5	5	5	4	25	5	4	6	2	3	20
Most consecutive points won	3	4	4	2	3	4	4	5	2	5	4	5
Greatest deficit overcome	-	-	1	-	-	1	-	4	-	-	1	4
Handedness/Grip												

Game/Match Statistics	Game					Match
	1	2	3	4	5	
Longest rally (strokes)	12	8	7	9	7	12
Average rally	5	3	3	4	3	4

### Game Progress

1	TIMUCIN Avni (TUR)	*0	0	*1	1	*2	4	*5	6	*7	8	9
	ASTAFYEV Egor (RUS)	0	*2	3	*5	6	*6	7	*8	9	*10	11
2	TIMUCIN Avni (TUR)	0	*2	4	*4	4	*5	6	*7	8	*8	9
	ASTAFYEV Egor (RUS)	*0	0	*0	2	*4	5	*6	7	*8	10	11
3	TIMUCIN Avni (TUR)	*0	1	*3	4	*5	6	*7	8	*9	10	11
	ASTAFYEV Egor (RUS)	0	*1	1	*2	3	*4	5	*6	7	*8	9
4	TIMUCIN Avni (TUR)	0	*0	0	*1	2	*3	4	*4	5		
	ASTAFYEV Egor (RUS)	*0	2	*4	5	*6	7	*8	10	11		
5	TIMUCIN Avni (TUR)	*0	1	*1	2	*3	5	*5	7	*8	8	9
	ASTAFYEV Egor (RUS)	0	*1	3	*4	5	*5	7	*7	8	*10	11

### LEGEND

\* Server

MS Men's Single

MT Men's Team

No. Number

WS Women's Single

WT Women's Team

Note: The "Greatest deficit overcome" only applies when the player ends up winning the game.



WED 26 JUL 2017

### Match Results

Start Time 15:45

KOLEV Petar Veselinov (BUL)

4 - 0

NAIK Ullas (IND)

#### Game Summary

		Match	1st Game	2nd Game	3rd Game	4th Game
<b>KOLEV Petar Veselinov</b>	<b>BUL</b>	<b>4</b>	11	11	11	11
<b>NAIK Ullas</b>	<b>IND</b>	<b>0</b>	6	4	9	4
Duration		<b>13min</b>	3min	3min	4min	3min

Match No: WS156

Table: Table 8

Umpires:

Player Statistics	KOLEV Petar Veselinov (BUL)					NAIK Ullas (IND)				
	Game				Match	Game				Match
	1	2	3	4		1	2	3	4	
Points won	11	11	11	11	<b>44</b>	6	4	9	4	<b>23</b>
Biggest lead	5	7	3	7	<b>7</b>	2	1	4	-	<b>4</b>
Points won on own serve	7	6	6	7	<b>26</b>	5	2	5	3	<b>15</b>
Points lost on own serve	1	2	4	1	<b>8</b>	4	5	5	4	<b>18</b>
Most consecutive points won	4	5	7	4	<b>7</b>	2	2	3	2	<b>3</b>
Greatest deficit overcome	2	1	4	-	<b>4</b>	-	-	-	-	<b>-</b>
Handedness/Grip										

Game/Match Statistics	Game				Match
	1	2	3	4	
Longest rally (strokes)	12	12	13	6	<b>13</b>
Average rally	4	4	4	4	<b>4</b>

#### Game Progress

1	<b>KOLEV Petar Veselinov (BUL)</b>	0	*0	1	*2	4	*5	7	*8	10	<b>11</b>	
	NAIK Ullas (IND)	*0	2	*3	4	*4	5	*5	6	*6	<b>6</b>	
2	<b>KOLEV Petar Veselinov (BUL)</b>	*0	1	*3	5	*5	7	*9	10	<b>11</b>		
	NAIK Ullas (IND)	0	*1	1	*1	3	*3	3	*4	<b>4</b>		
3	<b>KOLEV Petar Veselinov (BUL)</b>	0	*1	1	*2	3	*3	5	*7	9	*10	<b>11</b>
	NAIK Ullas (IND)	*0	1	*3	4	*5	7	*7	7	*7	8	<b>9</b>
4	<b>KOLEV Petar Veselinov (BUL)</b>	*0	2	*3	5	*6	7	*8	10	<b>11</b>		
	NAIK Ullas (IND)	0	*0	1	*1	2	*3	4	*4	<b>4</b>		

#### LEGEND

\* Server

**MS** Men's Single

**MT** Men's Team

**No.** Number

**WS** Women's Single

**WT** Women's Team

**Note:** The "Greatest deficit overcome" only applies when the player ends up winning the game.



WED 26 JUL 2017

### Match Results

Start Time 15:45

XU Youyue (CHN)

1 - 4

ZAKLADNYI Gennadii (UKR)

#### Game Summary

		Match	1st Game	2nd Game	3rd Game	4th Game	5th Game
XU Youyue	CHN	1	7	14	8	3	5
ZAKLADNYI Gennadii	UKR	4	11	12	11	11	11
	Duration	22min	4min	6min	5min	3min	4min

Match No: WS157

Table: Table 9

Umpires:

Player Statistics	XU Youyue (CHN)						ZAKLADNYI Gennadii (UKR)					
	Game					Match	Game					Match
	1	2	3	4	5		1	2	3	4	5	
Points won	7	14	8	3	5	37	11	12	11	11	11	56
Biggest lead	-	4	1	2	-	4	5	2	3	8	6	8
Points won on own serve	1	8	4	1	3	17	2	7	5	6	6	26
Points lost on own serve	9	5	6	5	5	30	6	6	4	2	2	20
Most consecutive points won	3	3	2	2	2	3	3	4	3	8	4	8
Greatest deficit overcome	-	2	-	-	-	2	-	-	1	2	-	2
Handedness/Grip												

Game/Match Statistics	Game					Match
	1	2	3	4	5	
Longest rally (strokes)	12	12	16	22	11	22
Average rally	5	4	6	5	4	5

#### Game Progress

1	XU Youyue (CHN)	*0	0	*1	1	*3	3	*4	5	*7	7							
	ZAKLADNYI Gennadii (UKR)	0	*2	3	*5	5	*7	8	*9	9	11							
2	XU Youyue (CHN)	0	*0	2	*3	4	*6	7	*8	10	*10	10	*11	11	*11	12	*13	14
	ZAKLADNYI Gennadii (UKR)	*0	2	*2	3	*4	4	*5	6	*6	8	*10	10	*11	12	*12	12	12
3	XU Youyue (CHN)	*0	1	*2	3	*4	4	*5	6	*7	8	8						
	ZAKLADNYI Gennadii (UKR)	0	*1	2	*3	4	*6	7	*8	9	*10	11						
4	XU Youyue (CHN)	0	*2	2	*2	2	*2	3	3									
	ZAKLADNYI Gennadii (UKR)	*0	0	*2	4	*6	8	*9	11									
5	XU Youyue (CHN)	*0	1	*1	2	*2	3	*4	4	5								
	ZAKLADNYI Gennadii (UKR)	0	*1	3	*4	6	*7	8	*10	11								

#### LEGEND

\* Server

MS Men's Single

MT Men's Team

No. Number

WS Women's Single

WT Women's Team

Note: The "Greatest deficit overcome" only applies when the player ends up winning the game.



WED 26 JUL 2017

### Match Results

Start Time 16:30

TIAN Jiping (CHN)

4 - 0

CHOI Gwonhwi (KOR)

#### Game Summary

		Match	1st Game	2nd Game	3rd Game	4th Game
<b>TIAN Jiping</b>	<b>CHN</b>	<b>4</b>	11	13	11	11
CHOI Gwonhwi	KOR	0	4	11	4	9
Duration		<b>16min</b>	3min	6min	2min	5min

Match No: WS158

Table: Table 9

Umpires:

Player Statistics	TIAN Jiping (CHN)					CHOI Gwonhwi (KOR)				
	Game				Match	Game				Match
	1	2	3	4		1	2	3	4	
Points won		11	13	11	<b>46</b>		4	11	4	<b>28</b>
Biggest lead		7	2	7	<b>7</b>		-	6	-	<b>6</b>
Points won on own serve		7	8	6	<b>26</b>		3	7	2	<b>16</b>
Points lost on own serve		1	4	2	<b>12</b>		4	5	5	<b>20</b>
Most consecutive points won		4	5	5	<b>5</b>		2	7	3	<b>7</b>
Greatest deficit overcome		-	6	-	<b>6</b>		-	-	-	<b>-</b>
Handedness/Grip										

Game/Match Statistics	Game				Match
	1	2	3	4	
Longest rally (strokes)		-	9	7	<b>9</b>
Average rally		-	4	2	<b>3</b>

#### Game Progress

2	TIAN Jiping (CHN)	*0	2	*3	5	*6	7	*8	10	11						
	CHOI Gwonhwi (KOR)	0	*0	1	*1	2	*3	4	*4	4						
3	TIAN Jiping (CHN)	0	*1	2	*2	2	*2	4	*5	7	*9	10	*10	11	*12	13
	CHOI Gwonhwi (KOR)	*0	1	*2	4	*6	8	*8	9	*9	9	*10	11	*11	11	11
4	TIAN Jiping (CHN)	*0	2	*4	5	*5	6	*8	10	11						
	CHOI Gwonhwi (KOR)	0	*0	0	*1	3	*4	4	*4	4						
5	TIAN Jiping (CHN)	0	*2	3	*4	5	*6	7	*9	10	*10	11				
	CHOI Gwonhwi (KOR)	*0	0	*1	2	*3	4	*5	5	*6	8	9				

#### LEGEND

\* Server

MS Men's Single

MT Men's Team

No. Number

WS Women's Single

WT Women's Team

Note: The "Greatest deficit overcome" only applies when the player ends up winning the game.



WED 26 JUL 2017

### Match Results

Start Time 16:30

YAKOVENKO Anatolii (UKR)

1 - 4

WANG Yi-Hsiang (TPE)

#### Game Summary

		Match	1st Game	2nd Game	3rd Game	4th Game	5th Game
YAKOVENKO Anatolii	UKR	1	2	1	12	1	2
WANG Yi-Hsiang	TPE	4	11	11	10	11	11
Duration		12min	2min	2min	4min	2min	2min

Match No: WS159

Table: Table 8

Umpires:

Player Statistics	YAKOVENKO Anatolii (UKR)						WANG Yi-Hsiang (TPE)					
	Game					Match	Game					Match
	1	2	3	4	5		1	2	3	4	5	
Points won	2	1	12	1	2	18	11	11	10	11	11	54
Biggest lead	1	-	2	-	-	2	9	10	2	10	9	10
Points won on own serve	1	-	6	1	2	10	5	5	5	6	6	27
Points lost on own serve	6	6	5	5	5	27	1	1	6	-	-	8
Most consecutive points won	1	1	3	1	1	3	9	6	2	10	7	10
Greatest deficit overcome	-	-	2	-	-	2	1	-	-	-	-	1
Handedness/Grip												

Game/Match Statistics	Game					Match
	1	2	3	4	5	
Longest rally (strokes)	5	11	18	11	6	18
Average rally	2	4	4	4	2	3

#### Game Progress

1	YAKOVENKO Anatolii (UKR)	*0	1	*1	1	*1	1	*2	2					
	WANG Yi-Hsiang (TPE)	0	*1	3	*5	7	*9	10	11					
2	YAKOVENKO Anatolii (UKR)	0	*0	0	*1	1	*1	1						
	WANG Yi-Hsiang (TPE)	*0	2	*4	5	*7	9	11						
3	YAKOVENKO Anatolii (UKR)	*0	1	*2	2	*4	5	*6	7	*8	10	*10	11	12
	WANG Yi-Hsiang (TPE)	0	*1	2	*4	4	*5	6	*7	8	*8	10	*10	10
4	YAKOVENKO Anatolii (UKR)	0	*0	0	*0	0	*0	1						
	WANG Yi-Hsiang (TPE)	*0	2	*4	6	*8	10	11						
5	YAKOVENKO Anatolii (UKR)	*0	1	*1	1	*1	2	*2	2					
	WANG Yi-Hsiang (TPE)	0	*1	3	*5	7	*8	10	11					

#### LEGEND

\* Server

MS Men's Single

MT Men's Team

No. Number

WS Women's Single

WT Women's Team

Note: The "Greatest deficit overcome" only applies when the player ends up winning the game.



WED 26 JUL 2017

## Match Results

Start Time 16:30

ISKENDIROV Daniyar (KAZ)

0 - 4

SUYNALIEV Asilbek (RUS)

### Game Summary

		Match	1st Game	2nd Game	3rd Game	4th Game
ISKENDIROV Daniyar	KAZ	0	8	4	4	11
SUYNALIEV Asilbek	RUS	4	11	11	11	13
	Duration	16min	4min	3min	3min	6min

Match No: WS160

Table: Table 7

Umpires:

Player Statistics	ISKENDIROV Daniyar (KAZ)					SUYNALIEV Asilbek (RUS)				
	Game				Match	Game				Match
	1	2	3	4		1	2	3	4	
Points won	8	4	4	11	27	11	11	11	13	46
Biggest lead	3	-	-	1	3	3	8	7	3	8
Points won on own serve	3	2	2	4	11	5	5	6	5	21
Points lost on own serve	6	6	5	8	25	5	2	2	7	16
Most consecutive points won	3	3	1	3	3	5	8	5	3	8
Greatest deficit overcome	-	-	-	-	-	3	-	-	1	3
Handedness/Grip										

Game/Match Statistics	Game				Match
	1	2	3	4	
Longest rally (strokes)	8	6	11	14	14
Average rally	4	3	5	4	4

### Game Progress

1	ISKENDIROV Daniyar (KAZ)	0	*2	3	*4	4	*5	7	*8	8	*8	8	SUYNALIEV Asilbek (RUS)	*0	0	*1	2	*4	5	*5	6	*8	10	11								
2	ISKENDIROV Daniyar (KAZ)	*0	0	*0	0	*0	1	*3	4	4	SUYNALIEV Asilbek (RUS)	0	*2	4	*6	8	*9	9	*10	11												
3	ISKENDIROV Daniyar (KAZ)	0	*0	1	*2	3	*4	4	*4	4	SUYNALIEV Asilbek (RUS)	*0	2	*3	4	*5	6	*8	10	11												
4	ISKENDIROV Daniyar (KAZ)	*0	0	*1	2	*3	4	*6	7	*8	8	*10	11	*11	11	11	SUYNALIEV Asilbek (RUS)	0	*2	3	*4	5	*6	6	*7	8	*10	10	*10	11	*12	13

### LEGEND

\* Server

MS Men's Single

MT Men's Team

No. Number

WS Women's Single

WT Women's Team

Note: The "Greatest deficit overcome" only applies when the player ends up winning the game.



WED 26 JUL 2017

### Match Results

Start Time 16:30

TAKINAS Devidas (LTU)

3 - 4

MECHAU Mark (GER)

#### Game Summary

	Match	1st Game	2nd Game	3rd Game	4th Game	5th Game	6th Game	7th Game
TAKINAS Devidas LTU	3	14	10	11	9	9	11	9
MECHAU Mark GER	4	12	12	8	11	11	8	11
Duration	43min	6min	7min	6min	7min	5min	7min	5min

Match No: WS161

Table: Table 5

Umpires:

Player Statistics	TAKINAS Devidas (LTU)								Match	MECHAU Mark (GER)								Match
	Game									Game								
	1	2	3	4	5	6	7			1	2	3	4	5	6	7		
Points won	14	10	11	9	9	11	9	73	12	12	8	11	11	8	11	73		
Biggest lead	6	5	4	1	1	3	1	6	1	2	3	2	3	1	3	3		
Points won on own serve	7	3	5	6	3	6	4	34	6	4	3	7	4	5	5	34		
Points lost on own serve	6	8	5	4	7	3	6	39	7	7	6	3	6	5	5	39		
Most consecutive points won	6	4	5	3	3	4	3	6	4	7	3	3	4	2	3	7		
Greatest deficit overcome	1	-	3	-	-	1	-	3	-	5	-	1	1	-	1	5		
Handedness/Grip																		

Game/Match Statistics	Game							Match
	1	2	3	4	5	6	7	
Longest rally (strokes)	9	7	10	12	10	9	9	12
Average rally	3	4	5	6	4	5	4	4

#### Game Progress

1	TAKINAS Devidas (LTU)	*0	1	*3	5	*6	7	*9	9	*9	10	*10	11	*11	11	*12	13	14
	MECHAU Mark (GER)	0	*1	1	*1	2	*3	3	*5	7	*8	10	*10	11	*12	12	*12	12
2	TAKINAS Devidas (LTU)	0	*2	2	*3	4	*6	7	*9	10	*10	10	*10	10				
	MECHAU Mark (GER)	*0	0	*2	3	*4	4	*5	5	*6	8	*10	11	12				
3	TAKINAS Devidas (LTU)	*0	0	*1	3	*4	5	*7	9	*10	10	11						
	MECHAU Mark (GER)	0	*2	3	*3	4	*5	5	*5	6	*8	8						
4	TAKINAS Devidas (LTU)	0	*1	2	*2	4	*5	6	*6	8	*9	9						
	MECHAU Mark (GER)	*0	1	*2	4	*4	5	*6	8	*8	9	11						
5	TAKINAS Devidas (LTU)	*0	0	*2	3	*4	5	*6	6	*7	8	9						
	MECHAU Mark (GER)	0	*2	2	*3	4	*5	6	*8	9	*10	11						
6	TAKINAS Devidas (LTU)	0	*1	3	*4	5	*6	7	*8	9	*10	11						
	MECHAU Mark (GER)	*0	1	*1	2	*3	4	*5	6	*7	8	8						
7	TAKINAS Devidas (LTU)	*0	1	*2	2	*4	4	*5	7	*8	9	9						
	MECHAU Mark (GER)	0	*1	2	*4	4	*6	7	*7	8	*9	11						

#### LEGEND

\* Server

MS Men's Single

MT Men's Team

No. Number

WS Women's Single

WT Women's Team

Note: The "Greatest deficit overcome" only applies when the player ends up winning the game.



WED 26 JUL 2017

### Match Results

Start Time 16:30

KUZMENKO Grygorii (UKR)

3 - 4

HASAN Halit Mehmed (BUL)

#### Game Summary

		Match	1st Game	2nd Game	3rd Game	4th Game	5th Game	6th Game	7th Game
KUZMENKO Grygorii	UKR	3	11	6	13	4	7	11	9
<b>HASAN Halit Mehmed</b>	<b>BUL</b>	<b>4</b>	<b>8</b>	<b>11</b>	<b>11</b>	<b>11</b>	<b>11</b>	<b>7</b>	<b>11</b>
	Duration	<b>41min</b>	4min	6min	8min	4min	6min	5min	8min

Match No: WS162

Table: Table 4

Umpires:

Player Statistics	KUZMENKO Grygorii (UKR)								Match	HASAN Halit Mehmed (BUL)								Match
	Game									Game								
	1	2	3	4	5	6	7			1	2	3	4	5	6	7		
Points won	11	6	13	4	7	11	9		61	8	11	11	11	11	7	11		70
Biggest lead	7	1	2	-	1	4	1		7	1	5	2	8	4	2	4		8
Points won on own serve	7	4	9	3	2	7	6		38	6	6	8	6	5	4	7		42
Points lost on own serve	2	5	3	5	6	3	4		28	4	2	4	1	5	4	3		23
Most consecutive points won	8	2	4	2	2	5	3		8	5	4	3	6	2	2	5		6
Greatest deficit overcome	1	-	2	-	-	2	-		2	-	1	-	-	1	-	1		1
Handedness/Grip																		

Game/Match Statistics	Game							Match
	1	2	3	4	5	6	7	
Longest rally (strokes)	17	13	13	15	18	11	23	23
Average rally	6	6	6	6	7	5	8	6

#### Game Progress

1	KUZMENKO Grygorii (UKR)	0	*1	3	*5	7	*8	8	*8	10	*10	11	HASAN Halit Mehmed (BUL)	*0	1	*1	1	*1	2	*4	6	*6	8	8								
2	KUZMENKO Grygorii (UKR)	*0	1	*2	3	*4	5	*5	6	*6	6	HASAN Halit Mehmed (BUL)	0	*1	2	*3	4	*5	7	*8	10	11										
3	KUZMENKO Grygorii (UKR)	0	*0	2	*4	5	*5	6	*7	9	*9	10	*10	11	*12	13	HASAN Halit Mehmed (BUL)	*0	2	*2	2	*3	5	*6	7	*7	9	*10	11	*11	11	11
4	KUZMENKO Grygorii (UKR)	*0	0	*1	1	*1	2	*2	4	4	HASAN Halit Mehmed (BUL)	0	*2	3	*5	7	*8	10	*10	11												
5	KUZMENKO Grygorii (UKR)	0	*1	2	*3	3	*4	5	*6	6	7	HASAN Halit Mehmed (BUL)	*0	1	*2	3	*5	6	*7	8	*10	11										
6	KUZMENKO Grygorii (UKR)	*0	0	*2	4	*5	6	*7	9	*9	11	HASAN Halit Mehmed (BUL)	0	*2	2	*2	3	*4	5	*5	7	7										
7	KUZMENKO Grygorii (UKR)	0	*0	2	*2	4	*5	5	*5	6	*8	9	HASAN Halit Mehmed (BUL)	*0	2	*2	4	*4	5	*7	9	*10	10	11								

#### LEGEND

\* Server

MS Men's Single

MT Men's Team

No. Number

WS Women's Single

WT Women's Team

Note: The "Greatest deficit overcome" only applies when the player ends up winning the game.





WED 26 JUL 2017

### Match Results

Start Time 16:30

NG Wai Yip (HKG)

0 - 4

ZHANG Chaoyue (CHN)

#### Game Summary

		Match	1st Game	2nd Game	3rd Game	4th Game
NG Wai Yip	HKG	0	4	6	7	6
ZHANG Chaoyue	CHN	4	11	11	11	11
Duration		11min	2min	3min	3min	3min

Match No: WS163

Table: Table 3

Umpires:

Player Statistics	NG Wai Yip (HKG)					ZHANG Chaoyue (CHN)				
	Game				Match	Game				Match
	1	2	3	4		1	2	3	4	
Points won	4	6	7	6	23	11	11	11	11	44
Biggest lead	-	2	1	1	2	7	5	5	5	7
Points won on own serve	4	2	4	3	13	7	5	5	6	23
Points lost on own serve	4	6	6	5	21	-	4	3	3	10
Most consecutive points won	2	2	2	2	2	4	4	5	4	5
Greatest deficit overcome	-	-	-	-	-	-	2	1	1	2
Handedness/Grip										

Game/Match Statistics	Game				Match
	1	2	3	4	
Longest rally (strokes)	5	5	10	7	10
Average rally	3	3	4	3	3

#### Game Progress

1	NG Wai Yip (HKG)	*0	0	*0	2	*2	3	*3	4	4
	ZHANG Chaoyue (CHN)	0	*2	4	*4	6	*7	9	*10	11
2	NG Wai Yip (HKG)	0	*2	2	*2	3	*4	4	*5	6
	ZHANG Chaoyue (CHN)	*0	0	*2	4	*5	6	*8	9	*10
3	NG Wai Yip (HKG)	*0	1	*2	3	*4	4	*4	5	*6
	ZHANG Chaoyue (CHN)	0	*1	2	*3	4	*6	8	*9	10
4	NG Wai Yip (HKG)	0	*1	2	*3	4	*4	5	*6	6
	ZHANG Chaoyue (CHN)	*0	1	*2	3	*4	6	*7	8	*10

#### LEGEND

\* Server

MS Men's Single

MT Men's Team

No. Number

WS Women's Single

WT Women's Team

Note: The "Greatest deficit overcome" only applies when the player ends up winning the game.



WED 26 JUL 2017

### Match Results

Start Time 16:30

CHULKOV Vitaly (RUS)

1 - 4

LU Shih-Chieh (TPE)

#### Game Summary

		Match	1st Game	2nd Game	3rd Game	4th Game	5th Game
CHULKOV Vitaly	RUS	1	11	6	5	10	8
LU Shih-Chieh	TPE	4	7	11	11	12	11
	Duration	22min	4min	4min	4min	6min	4min

Match No: WS164

Table: Table 2

Umpires:

Player Statistics	CHULKOV Vitaly (RUS)						LU Shih-Chieh (TPE)					
	Game					Match	Game					Match
	1	2	3	4	5		1	2	3	4	5	
Points won	11	6	5	10	8	40	7	11	11	12	11	52
Biggest lead	4	1	1	3	1	4	3	5	6	2	4	6
Points won on own serve	7	2	2	6	6	23	4	5	5	7	7	28
Points lost on own serve	3	6	6	5	4	24	4	4	3	4	2	17
Most consecutive points won	4	2	2	3	2	4	3	4	3	3	3	4
Greatest deficit overcome	3	-	-	-	-	3	-	1	1	3	1	3
Handedness/Grip												

Game/Match Statistics	Game					Match
	1	2	3	4	5	
Longest rally (strokes)	8	9	13	12	7	13
Average rally	3	5	4	4	4	4

#### Game Progress

1	CHULKOV Vitaly (RUS)	*0	1	*1	2	*3	5	*6	8	*10	11			
	LU Shih-Chieh (TPE)	0	*1	3	*4	5	*5	6	*6	6	7			
2	CHULKOV Vitaly (RUS)	0	*1	1	*2	3	*4	5	*6	6	6			
	LU Shih-Chieh (TPE)	*0	1	*3	4	*5	6	*7	8	*10	11			
3	CHULKOV Vitaly (RUS)	*0	1	*2	2	*3	3	*4	5	5				
	LU Shih-Chieh (TPE)	0	*1	2	*4	5	*7	8	*9	11				
4	CHULKOV Vitaly (RUS)	0	*0	2	*3	4	*6	7	*7	8	*9	10	*10	10
	LU Shih-Chieh (TPE)	*0	2	*2	3	*4	4	*5	7	*8	9	*10	11	12
5	CHULKOV Vitaly (RUS)	*0	1	*2	3	*3	4	*4	6	*7	8	8		
	LU Shih-Chieh (TPE)	0	*1	2	*3	5	*6	8	*8	9	*10	11		

#### LEGEND

\* Server

MS Men's Single

MT Men's Team

No. Number

WS Women's Single

WT Women's Team

Note: The "Greatest deficit overcome" only applies when the player ends up winning the game.



WED 26 JUL 2017

### Match Results

Start Time 16:30

KRATOCHVIL Michal (CZE)

0 - 4

KEINATH Thomas (SVK)

#### Game Summary

		Match	1st Game	2nd Game	3rd Game	4th Game
KRATOCHVIL Michal	CZE	0	9	4	9	3
KEINATH Thomas	SVK	4	11	11	11	11
	Duration	14min	4min	3min	5min	2min

Match No: WS165

Table: Table 1

Umpires:

Player Statistics	KRATOCHVIL Michal (CZE)					KEINATH Thomas (SVK)				
	Game				Match	Game				Match
	1	2	3	4		1	2	3	4	
Points won	9	4	9	3	25	11	11	11	11	44
Biggest lead	1	-	3	-	3	2	7	2	8	8
Points won on own serve	4	2	4	2	12	5	5	5	5	20
Points lost on own serve	6	6	6	6	24	5	2	5	1	13
Most consecutive points won	2	2	2	1	2	3	5	2	5	5
Greatest deficit overcome	-	-	-	-	-	1	-	3	-	3
Handedness/Grip										

Game/Match Statistics	Game				Match
	1	2	3	4	
Longest rally (strokes)	8	5	11	7	11
Average rally	3	3	4	3	3

#### Game Progress

1	KRATOCHVIL Michal (CZE)	0	*1	2	*3	4	*5	6	*7	8	*9	9	KEINATH Thomas (SVK)	*0	1	*2	3	*4	5	*6	7	*8	9	11
2	KRATOCHVIL Michal (CZE)	*0	0	*1	2	*3	4	*4	4	4	KEINATH Thomas (SVK)	0	*2	3	*4	5	*6	8	*10	11				
3	KRATOCHVIL Michal (CZE)	0	*2	3	*4	5	*6	7	*7	8	*9	9	KEINATH Thomas (SVK)	*0	0	*1	2	*3	4	*5	7	*8	9	11
4	KRATOCHVIL Michal (CZE)	*0	1	*1	2	*2	2	*3	3	KEINATH Thomas (SVK)	0	*1	3	*4	6	*8	9	11						

#### LEGEND

\* Server

MS Men's Single

MT Men's Team

No. Number

WS Women's Single

WT Women's Team

Note: The "Greatest deficit overcome" only applies when the player ends up winning the game.



WED 26 JUL 2017

### Match Results

Start Time 18:00

WANG Cong (CHN)

4 - 0

YANG Jung-Tsung (TPE)

#### Game Summary

		Match	1st Game	2nd Game	3rd Game	4th Game
WANG Cong	CHN	4	11	11	11	14
YANG Jung-Tsung	TPE	0	7	6	7	12
	Duration	17min	3min	4min	4min	6min

Match No: WS166

Table: Table 1

Umpires:

Player Statistics	WANG Cong (CHN)					Match	YANG Jung-Tsung (TPE)					Match
	Game				Match		Game				Match	
	1	2	3	4			1	2	3	4		
Points won	11	11	11	14	47	7	6	7	12	32		
Biggest lead	4	5	4	4	5	3	3	2	1	3		
Points won on own serve	5	6	4	8	23	4	3	3	7	17		
Points lost on own serve	3	3	4	5	15	6	5	7	6	24		
Most consecutive points won	5	4	3	5	5	2	3	2	3	3		
Greatest deficit overcome	3	3	2	1	3	-	-	-	-	-		
Handedness/Grip												

Game/Match Statistics	Game				Match
	1	2	3	4	
Longest rally (strokes)	9	16	13	16	16
Average rally	4	5	6	5	5

#### Game Progress

1	WANG Cong (CHN)	0	*1	2	*2	3	*4	6	*8	9	11	YANG Jung-Tsung (TPE)	*0	1	*2	4	*5	6	*6	6	*7	7														
2	WANG Cong (CHN)	*0	0	*1	3	*4	6	*8	9	*10	11	YANG Jung-Tsung (TPE)	0	*2	3	*3	4	*4	4	*5	6	6														
3	WANG Cong (CHN)	0	*0	1	*3	4	*6	7	*8	9	11	YANG Jung-Tsung (TPE)	*0	2	*3	3	*4	4	*5	6	*7	7														
4	WANG Cong (CHN)	*0	1	*3	4	*4	5	*7	9	*9	10	*10	11	*11	11	*12	13	14	YANG Jung-Tsung (TPE)	0	*1	1	*2	4	*5	5	*5	7	*8	10	*10	11	*12	12	*12	12

#### LEGEND

\* Server

MS Men's Single

MT Men's Team

No. Number

WS Women's Single

WT Women's Team

Note: The "Greatest deficit overcome" only applies when the player ends up winning the game.



WED 26 JUL 2017

### Match Results

Start Time 18:00

PISHCHUK Dmitry Olegovich (RUS) 4 - 1

TUTURA Marek (SVK)

#### Game Summary

		Match	1st Game	2nd Game	3rd Game	4th Game	5th Game
PISHCHUK Dmitry Olegovich	RUS	4	11	11	9	11	11
TUTURA Marek	SVK	1	9	9	11	6	5
	Duration	30min	5min	6min	7min	6min	6min

Match No: WS167

Table: Table 2

Umpires:

Player Statistics	PISHCHUK Dmitry Olegovich (RUS)						TUTURA Marek (SVK)					
	Game					Match	Game					Match
	1	2	3	4	5		1	2	3	4	5	
Points won	11	11	9	11	11	53	9	9	11	6	5	40
Biggest lead	2	2	2	7	6	7	3	3	3	-	1	3
Points won on own serve	7	5	3	7	5	27	6	4	4	4	2	20
Points lost on own serve	3	5	7	2	3	20	4	6	6	4	6	26
Most consecutive points won	5	3	2	6	5	6	2	3	4	4	2	4
Greatest deficit overcome	3	3	-	-	1	3	-	-	2	-	-	2
Handedness/Grip												

Game/Match Statistics	Game					Match
	1	2	3	4	5	
Longest rally (strokes)	10	11	11	8	18	18
Average rally	3	4	5	3	5	4

#### Game Progress

1	PISHCHUK Dmitry Olegovich (RUS)	0	*0	2	*3	4	*4	5	*6	8	*10	11
	TUTURA Marek (SVK)	*0	2	*2	3	*4	6	*7	8	*8	8	9
2	PISHCHUK Dmitry Olegovich (RUS)	*0	0	*1	2	*4	5	*6	8	*8	9	11
	TUTURA Marek (SVK)	0	*2	3	*4	4	*5	6	*6	8	*9	9
3	PISHCHUK Dmitry Olegovich (RUS)	0	*2	2	*3	3	*4	5	*6	7	*8	9
	TUTURA Marek (SVK)	*0	0	*2	3	*5	6	*7	8	*9	10	11
4	PISHCHUK Dmitry Olegovich (RUS)	*0	2	*3	5	*7	8	*8	9	*10	11	
	TUTURA Marek (SVK)	0	*0	1	*1	1	*2	4	*5	6	6	
5	PISHCHUK Dmitry Olegovich (RUS)	0	*1	2	*3	5	*7	7	*9	11		
	TUTURA Marek (SVK)	*0	1	*2	3	*3	3	*5	5	5		

#### LEGEND

\* Server

MS Men's Single

MT Men's Team

No. Number

WS Women's Single

WT Women's Team

Note: The "Greatest deficit overcome" only applies when the player ends up winning the game.



WED 26 JUL 2017

## Match Results

Start Time 18:00

JUCHNA Gintautas (LTU)

4 - 0

ASTAFYEV Egor (RUS)

### Game Summary

		Match	1st Game	2nd Game	3rd Game	4th Game
JUCHNA Gintautas	LTU	4	11	11	11	11
ASTAFYEV Egor	RUS	0	2	9	8	2
	Duration	9min	1min	3min	3min	2min

Match No: WS168

Table: Table 3

Umpires:

Player Statistics	JUCHNA Gintautas (LTU)					ASTAFYEV Egor (RUS)				
	Game				Match	Game				Match
	1	2	3	4		1	2	3	4	
Points won	11	11	11	11	44	2	9	8	2	21
Biggest lead	9	5	5	9	9	-	-	-	-	-
Points won on own serve	5	6	6	6	23	1	5	5	1	12
Points lost on own serve	1	4	3	1	9	6	5	5	5	21
Most consecutive points won	8	4	3	7	8	2	4	3	1	4
Greatest deficit overcome	-	-	-	-	-	-	-	-	-	-
Handedness/Grip										

Game/Match Statistics	Game				Match
	1	2	3	4	
Longest rally (strokes)	9	5	13	12	13
Average rally	2	3	6	4	4

### Game Progress

1	JUCHNA Gintautas (LTU)	0	*2	3	*4	6	*8	10	11		
	ASTAFYEV Egor (RUS)	*0	0	*1	2	*2	2	*2	2		
2	JUCHNA Gintautas (LTU)	*0	1	*3	5	*5	6	*7	9	*10	10
	ASTAFYEV Egor (RUS)	0	*1	1	*1	3	*4	5	*5	6	*8
3	JUCHNA Gintautas (LTU)	0	*2	3	*4	6	*6	7	*9	10	*10
	ASTAFYEV Egor (RUS)	*0	0	*1	2	*2	4	*5	5	*6	8
4	JUCHNA Gintautas (LTU)	*0	2	*3	4	*6	8	*10	11		
	ASTAFYEV Egor (RUS)	0	*0	1	*2	2	*2	2	2		

### LEGEND

\* Server

MS Men's Single

MT Men's Team

No. Number

WS Women's Single

WT Women's Team

Note: The "Greatest deficit overcome" only applies when the player ends up winning the game.



WED 26 JUL 2017

## Match Results

Start Time 18:00

KOLEV Petar Veselinov (BUL)

0 - 4

ZAKLADNYI Gennadii (UKR)

### Game Summary

		Match	1st Game	2nd Game	3rd Game	4th Game
KOLEV Petar Veselinov	BUL	0	4	4	8	8
ZAKLADNYI Gennadii	UKR	4	11	11	11	11
Duration		12min	2min	2min	4min	4min

Match No: WS169

Table: Table 4

Umpires:

Player Statistics	KOLEV Petar Veselinov (BUL)					ZAKLADNYI Gennadii (UKR)				
	Game				Match	Game				Match
	1	2	3	4		1	2	3	4	
Points won	4	4	8	8	24	11	11	11	11	44
Biggest lead	1	1	2	3	3	7	7	3	4	7
Points won on own serve	2	1	5	4	12	5	5	6	6	22
Points lost on own serve	6	6	5	5	22	2	3	3	4	12
Most consecutive points won	1	2	2	2	2	5	6	4	5	6
Greatest deficit overcome	-	-	-	-	-	1	1	2	3	3
Handedness/Grip										

Game/Match Statistics	Game				Match
	1	2	3	4	
Longest rally (strokes)	7	7	6	7	7
Average rally	3	4	3	3	3

### Game Progress

1	KOLEV Petar Veselinov (BUL)	*0	1	*2	3	*3	3	*4	4	4		
	ZAKLADNYI Gennadii (UKR)	0	*1	2	*3	5	*7	8	*10	11		
2	KOLEV Petar Veselinov (BUL)	0	*1	1	*2	3	*4	4	*4	4		
	ZAKLADNYI Gennadii (UKR)	*0	1	*3	4	*5	6	*8	10	11		
3	KOLEV Petar Veselinov (BUL)	*0	2	*2	2	*4	5	*6	7	*7	8	8
	ZAKLADNYI Gennadii (UKR)	0	*0	2	*4	4	*5	6	*7	9	*10	11
4	KOLEV Petar Veselinov (BUL)	0	*2	3	*4	4	*4	5	*5	7	*8	8
	ZAKLADNYI Gennadii (UKR)	*0	0	*1	2	*4	6	*7	9	*9	10	11

### LEGEND

\* Server

MS Men's Single

MT Men's Team

No. Number

WS Women's Single

WT Women's Team

Note: The "Greatest deficit overcome" only applies when the player ends up winning the game.



WED 26 JUL 2017

### Match Results

Start Time 18:00

TIAN Jiping (CHN)

0 - 4

WANG Yi-Hsiang (TPE)

#### Game Summary

		Match	1st Game	2nd Game	3rd Game	4th Game
TIAN Jiping	CHN	0	5	6	7	9
WANG Yi-Hsiang	TPE	4	11	11	11	11
Duration		21min	4min	5min	5min	7min

Match No: WS170

Table: Table 5

Umpires:

Player Statistics	TIAN Jiping (CHN)					WANG Yi-Hsiang (TPE)				
	Game				Match	Game				Match
	1	2	3	4		1	2	3	4	
Points won	5	6	7	9	27	11	11	11	11	44
Biggest lead	1	-	-	4	4	6	5	6	2	6
Points won on own serve	3	3	6	3	15	6	6	7	4	23
Points lost on own serve	5	5	4	7	21	2	3	1	6	12
Most consecutive points won	1	4	3	3	4	4	4	6	5	6
Greatest deficit overcome	-	-	-	-	-	1	-	-	4	4
Handedness/Grip										

Game/Match Statistics	Game				Match
	1	2	3	4	
Longest rally (strokes)	10	13	10	16	16
Average rally	5	6	3	6	5

#### Game Progress

1	TIAN Jiping (CHN)	*0	1	*2	3	*3	4	*5	5	5
	WANG Yi-Hsiang (TPE)	0	*1	2	*3	5	*6	7	*9	11
2	TIAN Jiping (CHN)	0	*0	0	*1	2	*3	5	*6	6
	WANG Yi-Hsiang (TPE)	*0	2	*4	5	*6	7	*7	8	*10
3	TIAN Jiping (CHN)	*0	1	*1	3	*3	3	*3	5	*6
	WANG Yi-Hsiang (TPE)	0	*1	3	*3	5	*7	9	*9	10
4	TIAN Jiping (CHN)	0	*2	3	*5	5	*5	6	*8	9
	WANG Yi-Hsiang (TPE)	*0	0	*1	1	*3	5	*6	6	*7

#### LEGEND

\* Server

MS Men's Single

MT Men's Team

No. Number

WS Women's Single

WT Women's Team

Note: The "Greatest deficit overcome" only applies when the player ends up winning the game.





WED 26 JUL 2017

### Match Results

Start Time 18:00

SUYNALIEV Asilbek (RUS)

3 - 4

MECHAU Mark (GER)

#### Game Summary

	Match	1st Game	2nd Game	3rd Game	4th Game	5th Game	6th Game	7th Game
SUYNALIEV Asilbek RUS	3	11	10	6	11	11	7	2
MECHAU Mark GER	4	7	12	11	6	4	11	11
Duration	39min	6min	7min	6min	5min	4min	5min	6min

Match No: WS171

Table: Table 7

Umpires:

Player Statistics	SUYNALIEV Asilbek (RUS)								Match	MECHAU Mark (GER)								Match
	Game							Match		Game								
	1	2	3	4	5	6	7			1	2	3	4	5	6	7		
Points won	11	10	6	11	11	7	2	58	7	12	11	6	4	11	11	62		
Biggest lead	4	-	-	5	7	-	-	7	2	4	5	4	-	5	9	9		
Points won on own serve	6	3	2	4	5	3	1	24	3	4	4	2	1	6	5	25		
Points lost on own serve	4	8	7	4	3	5	6	37	5	7	4	7	6	4	1	34		
Most consecutive points won	5	3	2	9	5	2	2	9	2	4	5	3	1	3	6	6		
Greatest deficit overcome	2	-	-	4	-	-	-	4	-	-	-	-	-	-	-	-		
Handedness/Grip																		

Game/Match Statistics	Game							Match
	1	2	3	4	5	6	7	
Longest rally (strokes)	11	20	22	23	23	13	9	23
Average rally	5	5	7	5	8	5	2	5

#### Game Progress

1	SUYNALIEV Asilbek (RUS)	*0	0	*1	3	*5	6	*7	8	*9	11	MECHAU Mark (GER)	0	*2	3	*3	3	*4	5	*6	7	7						
2	SUYNALIEV Asilbek (RUS)	0	*0	0	*2	3	*5	5	*6	7	*9	10	*10	10	MECHAU Mark (GER)	*0	2	*4	4	*5	5	*7	8	*9	9	*10	11	12
3	SUYNALIEV Asilbek (RUS)	*0	1	*2	2	*4	5	*6	6	*6	6	MECHAU Mark (GER)	0	*1	2	*4	4	*5	6	*8	10	11						
4	SUYNALIEV Asilbek (RUS)	0	*1	1	*2	2	*4	6	*8	10	11	MECHAU Mark (GER)	*0	1	*3	4	*6	6	*6	6	*6	6						
5	SUYNALIEV Asilbek (RUS)	*0	2	*4	5	*7	8	*9	10	11	MECHAU Mark (GER)	0	*0	0	*1	1	*2	3	*4	4								
6	SUYNALIEV Asilbek (RUS)	0	*0	1	*2	2	*3	4	*5	6	7	MECHAU Mark (GER)	*0	2	*3	4	*6	7	*8	9	*10	11						
7	SUYNALIEV Asilbek (RUS)	*0	0	*0	1	*2	2	*2	2	MECHAU Mark (GER)	0	*2	4	*5	6	*8	10	11										

#### LEGEND

\* Server

MS Men's Single

MT Men's Team

No. Number

WS Women's Single

WT Women's Team

Note: The "Greatest deficit overcome" only applies when the player ends up winning the game.



WED 26 JUL 2017

### Match Results

Start Time 18:00

HASAN Halit Mehmed (BUL)

0 - 4

ZHANG Chaoyue (CHN)

#### Game Summary

		Match	1st Game	2nd Game	3rd Game	4th Game
HASAN Halit Mehmed	BUL	0	8	6	9	4
ZHANG Chaoyue	CHN	4	11	11	11	11
Duration		12min	3min	2min	4min	3min

Match No: WS172

Table: Table 8

Umpires:

Player Statistics	HASAN Halit Mehmed (BUL)					ZHANG Chaoyue (CHN)				
	Game				Match	Game				Match
	1	2	3	4		1	2	3	4	
Points won	8	6	9	4	27	11	11	11	11	44
Biggest lead	3	-	1	-	3	3	5	3	7	7
Points won on own serve	5	4	6	2	17	6	7	7	6	26
Points lost on own serve	5	4	4	5	18	3	2	3	2	10
Most consecutive points won	3	3	4	1	4	5	3	3	5	5
Greatest deficit overcome	-	-	-	-	-	3	-	1	-	3
Handedness/Grip										

Game/Match Statistics	Game				Match
	1	2	3	4	
Longest rally (strokes)	7	6	7	9	9
Average rally	4	3	3	4	4

#### Game Progress

1	HASAN Halit Mehmed (BUL)	*0	2	*3	3	*5	6	*6	8	*8	8	8
	ZHANG Chaoyue (CHN)	0	*0	1	*3	3	*4	6	*6	8	*10	11
2	HASAN Halit Mehmed (BUL)	0	*0	1	*1	3	*4	4	*5	6	6	
	ZHANG Chaoyue (CHN)	*0	2	*3	5	*5	6	*8	9	*10	11	
3	HASAN Halit Mehmed (BUL)	*0	1	*2	3	*3	4	*5	7	*8	9	9
	ZHANG Chaoyue (CHN)	0	*1	2	*3	5	*6	7	*7	8	*9	11
4	HASAN Halit Mehmed (BUL)	0	*1	1	*1	2	*2	3	*4	4		
	ZHANG Chaoyue (CHN)	*0	1	*3	5	*6	8	*9	10	11		

#### LEGEND

\* Server

MS Men's Single

MT Men's Team

No. Number

WS Women's Single

WT Women's Team

Note: The "Greatest deficit overcome" only applies when the player ends up winning the game.



WED 26 JUL 2017

### Match Results

Start Time 18:00

LU Shih-Chieh (TPE)

0 - 4

KEINATH Thomas (SVK)

#### Game Summary

		Match	1st Game	2nd Game	3rd Game	4th Game
LU Shih-Chieh	TPE	0	3	5	3	4
<b>KEINATH Thomas</b>	<b>SVK</b>	<b>4</b>	11	11	11	11
Duration		<b>13min</b>	3min	4min	3min	3min

Match No: WS173

Table: Table 9

Umpires:

Player Statistics	LU Shih-Chieh (TPE)					KEINATH Thomas (SVK)				
	Game				Match	Game				Match
	1	2	3	4		1	2	3	4	
Points won	3	5	3	4	15	11	11	11	11	44
Biggest lead	-	2	-	-	2	8	6	8	8	8
Points won on own serve	-	4	1	3	8	5	7	6	6	24
Points lost on own serve	6	4	5	5	20	3	1	2	1	7
Most consecutive points won	2	2	1	2	2	8	6	6	7	8
Greatest deficit overcome	-	-	-	-	-	-	2	-	-	2
Handedness/Grip										

Game/Match Statistics	Game				Match
	1	2	3	4	
Longest rally (strokes)	6	13	5	9	13
Average rally	2	2	3	3	3

#### Game Progress

1	LU Shih-Chieh (TPE)	0	*0	0	*0	0	*2	2	3
	KEINATH Thomas (SVK)	*0	2	*4	6	*8	8	*10	11
2	LU Shih-Chieh (TPE)	*0	2	*2	2	*2	3	*4	5
	KEINATH Thomas (SVK)	0	*0	2	*4	6	*7	8	*9
3	LU Shih-Chieh (TPE)	0	*1	1	*1	1	*2	3	3
	KEINATH Thomas (SVK)	*0	1	*3	5	*7	8	*9	11
4	LU Shih-Chieh (TPE)	*0	0	*0	0	*1	2	*2	4
	KEINATH Thomas (SVK)	0	*2	4	*6	7	*8	10	*10

#### LEGEND

\* Server

MS Men's Single

MT Men's Team

No. Number

WS Women's Single

WT Women's Team

Note: The "Greatest deficit overcome" only applies when the player ends up winning the game.



THU 27 JUL 2017

### Match Results

Start Time 09:00

WANG Cong (CHN)

4 - 0

PISHCHUK Dmitry Olegovich (RUS)

#### Game Summary

		Match	1st Game	2nd Game	3rd Game	4th Game
<b>WANG Cong</b>	<b>CHN</b>	<b>4</b>	11	11	11	11
PISHCHUK Dmitry Olegovich	RUS	0	3	6	7	7
Duration		<b>12min</b>	2min	3min	3min	4min

Match No: WS174

Table: Table 2

Umpires:

Player Statistics	WANG Cong (CHN)					PISHCHUK Dmitry Olegovich (RUS)				
	Game				Match	Game				Match
	1	2	3	4		1	2	3	4	
Points won	11	11	11	11	44	3	6	7	7	23
Biggest lead	8	5	4	4	8	-	-	1	2	2
Points won on own serve	5	5	5	5	20	2	2	4	2	10
Points lost on own serve	1	4	3	5	13	6	6	6	6	24
Most consecutive points won	7	3	3	4	7	3	2	2	2	3
Greatest deficit overcome	-	-	1	2	2	-	-	-	-	-
Handedness/Grip										

Game/Match Statistics	Game				Match
	1	2	3	4	
Longest rally (strokes)	16	14	10	12	16
Average rally	5	6	5	5	5

#### Game Progress

1	WANG Cong (CHN)	0	*2	4	*4	5	*7	9	11		
	PISHCHUK Dmitry Olegovich (RUS)	*0	0	*0	2	*3	3	*3	3		
2	WANG Cong (CHN)	*0	1	*3	4	*6	6	*7	9	*10	11
	PISHCHUK Dmitry Olegovich (RUS)	0	*1	1	*2	2	*4	5	*5	6	6
3	WANG Cong (CHN)	0	*1	2	*3	5	*5	6	*8	9	11
	PISHCHUK Dmitry Olegovich (RUS)	*0	1	*2	3	*3	5	*6	6	*7	7
4	WANG Cong (CHN)	*0	0	*2	3	*4	6	*7	8	*10	11
	PISHCHUK Dmitry Olegovich (RUS)	0	*2	2	*3	4	*4	5	*6	6	7

#### LEGEND

\* Server

MS Men's Single

MT Men's Team

No. Number

WS Women's Single

WT Women's Team

Note: The "Greatest deficit overcome" only applies when the player ends up winning the game.



THU 27 JUL 2017

### Match Results

Start Time 09:00

JUCHNA Gintautas (LTU)

3 - 4

ZAKLADNYI Gennadii (UKR)

#### Game Summary

	Match	1st Game	2nd Game	3rd Game	4th Game	5th Game	6th Game	7th Game
JUCHNA Gintautas LTU	3	12	5	9	9	11	14	7
ZAKLADNYI Gennadii UKR	4	10	11	11	11	4	12	11
Duration	34min	5min	3min	5min	5min	3min	8min	5min

Match No: WS175

Table: Table 3

Umpires:

Player Statistics	JUCHNA Gintautas (LTU)								Match	ZAKLADNYI Gennadii (UKR)								Match
	Game									Game								
	1	2	3	4	5	6	7			1	2	3	4	5	6	7		
Points won	12	5	9	9	11	14	7	67	10	11	11	11	4	12	11	70		
Biggest lead	2	2	2	-	7	2	1	7	3	6	4	5	1	2	4	6		
Points won on own serve	8	4	7	4	5	7	1	36	7	7	8	5	2	6	4	39		
Points lost on own serve	3	4	3	6	2	6	7	31	4	1	2	5	6	7	6	31		
Most consecutive points won	3	2	6	4	5	2	2	6	2	6	4	5	1	3	4	6		
Greatest deficit overcome	3	-	-	-	1	2	-	3	-	2	2	-	-	-	1	2		
Handedness/Grip																		

Game/Match Statistics	Game							Match
	1	2	3	4	5	6	7	
Longest rally (strokes)	9	7	10	7	9	8	8	10
Average rally	4	4	4	3	4	4	3	4

#### Game Progress

1	JUCHNA Gintautas (LTU)	0	*0	1	*2	3	*4	6	*6	8	*9	10	*11	12	ZAKLADNYI Gennadii (UKR)	*0	2	*3	4	*5	6	*6	8	*8	9	*10	10	10								
2	JUCHNA Gintautas (LTU)	*0	2	*2	3	*4	5	*5	5	5	ZAKLADNYI Gennadii (UKR)	0	*0	2	*3	4	*5	7	*9	11																
3	JUCHNA Gintautas (LTU)	0	*0	1	*1	3	*5	7	*7	9	*9	9	ZAKLADNYI Gennadii (UKR)	*0	2	*3	5	*5	5	*5	7	*7	9	11												
4	JUCHNA Gintautas (LTU)	*0	0	*0	1	*3	3	*4	5	*6	8	9	ZAKLADNYI Gennadii (UKR)	0	*2	4	*5	5	*7	8	*9	10	*10	11												
5	JUCHNA Gintautas (LTU)	0	*1	3	*5	6	*8	9	*10	11	ZAKLADNYI Gennadii (UKR)	*0	1	*1	1	*2	2	*3	4	4																
6	JUCHNA Gintautas (LTU)	*0	1	*1	3	*4	5	*7	8	*9	9	*10	10	*11	12	*12	13	14	ZAKLADNYI Gennadii (UKR)	0	*1	3	*3	4	*5	5	*6	7	*9	10	*11	11	*11	12	*12	12
7	JUCHNA Gintautas (LTU)	0	*1	1	*2	3	*5	5	*6	6	7	ZAKLADNYI Gennadii (UKR)	*0	1	*3	4	*5	5	*7	8	*10	11														

#### LEGEND

\* Server

MS Men's Single

MT Men's Team

No. Number

WS Women's Single

WT Women's Team

Note: The "Greatest deficit overcome" only applies when the player ends up winning the game.



THU 27 JUL 2017

Start Time 09:00

## Match Results

WANG Yi-Hsiang (TPE)

4 - 1

MECHAU Mark (GER)

### Game Summary

		Match	1st Game	2nd Game	3rd Game	4th Game	5th Game
WANG Yi-Hsiang	TPE	4	11	11	4	11	11
MECHAU Mark	GER	1	4	7	11	6	7
	Duration	21min	3min	4min	4min	5min	5min

Match No: WS176

Table: Table 5

Umpires:

Player Statistics	WANG Yi-Hsiang (TPE)						MECHAU Mark (GER)					
	Game					Match	Game					Match
	1	2	3	4	5		1	2	3	4	5	
Points won	11	11	4	11	11	48	4	7	11	6	7	35
Biggest lead	7	4	1	6	6	7	-	1	7	1	-	7
Points won on own serve	5	5	2	6	6	24	1	4	5	4	3	17
Points lost on own serve	3	3	6	2	4	18	6	6	2	5	5	24
Most consecutive points won	7	4	2	5	4	7	3	3	6	2	3	6
Greatest deficit overcome	-	1	-	1	-	1	-	-	1	-	-	1
Handedness/Grip												

Game/Match Statistics	Game					Match
	1	2	3	4	5	
Longest rally (strokes)	7	10	22	13	17	22
Average rally	3	5	7	4	5	5

### Game Progress

1	WANG Yi-Hsiang (TPE)	*0	2	*4	6	*7	7	*9	10	11
	MECHAU Mark (GER)	0	*0	0	*0	1	*3	3	*4	4
2	WANG Yi-Hsiang (TPE)	0	*2	2	*3	5	*6	7	*7	9
	MECHAU Mark (GER)	*0	0	*2	3	*3	4	*5	7	*7
3	WANG Yi-Hsiang (TPE)	*0	1	*1	1	*2	3	*4	4	4
	MECHAU Mark (GER)	0	*1	3	*5	6	*7	8	*10	11
4	WANG Yi-Hsiang (TPE)	0	*1	3	*5	6	*7	9	*9	10
	MECHAU Mark (GER)	*0	1	*1	1	*2	3	*3	5	*6
5	WANG Yi-Hsiang (TPE)	*0	2	*4	5	*6	6	*8	10	*10
	MECHAU Mark (GER)	0	*0	0	*1	2	*4	4	*4	6

### LEGEND

\* Server

MS Men's Single

MT Men's Team

No. Number

WS Women's Single

WT Women's Team

Note: The "Greatest deficit overcome" only applies when the player ends up winning the game.



THU 27 JUL 2017

Start Time 09:00

## Match Results

ZHANG Chaoyue (CHN)

1 - 4

KEINATH Thomas (SVK)

### Game Summary

		Match	1st Game	2nd Game	3rd Game	4th Game	5th Game
ZHANG Chaoyue	CHN	1	11	8	9	10	1
KEINATH Thomas	SVK	4	8	11	11	12	11
Duration		20min	4min	4min	5min	5min	2min

Match No: WS177

Table: Table 8

Umpires:

Player Statistics	ZHANG Chaoyue (CHN)						KEINATH Thomas (SVK)					
	Game					Match	Game					Match
	1	2	3	4	5		1	2	3	4	5	
Points won	11	8	9	10	1	39	8	11	11	12	11	53
Biggest lead	4	-	1	3	-	4	2	7	3	2	10	10
Points won on own serve	8	5	5	6	1	25	7	6	6	7	6	32
Points lost on own serve	1	5	5	5	5	21	3	3	4	4	-	14
Most consecutive points won	4	3	2	4	1	4	2	7	3	4	7	7
Greatest deficit overcome	2	-	-	-	-	2	-	-	1	3	-	3
Handedness/Grip												

Game/Match Statistics	Game					Match
	1	2	3	4	5	
Longest rally (strokes)	12	10	9	9	7	12
Average rally	5	4	4	4	4	4

### Game Progress

1	ZHANG Chaoyue (CHN)	0	*0	2	*3	5	*6	8	*8	9	*10	11	KEINATH Thomas (SVK)	*0	2	*2	3	*3	4	*4	6	*7	8	8				
2	ZHANG Chaoyue (CHN)	*0	1	*1	1	*1	2	*4	5	*6	8	8	KEINATH Thomas (SVK)	0	*1	3	*5	7	*8	8	*9	10	*10	11				
3	ZHANG Chaoyue (CHN)	0	*1	2	*2	3	*4	6	*6	7	*9	9	KEINATH Thomas (SVK)	*0	1	*2	4	*5	6	*6	8	*9	9	11				
4	ZHANG Chaoyue (CHN)	*0	1	*2	4	*5	5	*6	7	*7	9	*10	10	10	KEINATH Thomas (SVK)	0	*1	2	*2	3	*5	6	*7	9	*9	10	*11	12
5	ZHANG Chaoyue (CHN)	0	*0	0	*0	1	*1	1	KEINATH Thomas (SVK)	*0	2	*4	6	*7	9	11												

### LEGEND

\* Server

MS Men's Single

MT Men's Team

No. Number

WS Women's Single

WT Women's Team

Note: The "Greatest deficit overcome" only applies when the player ends up winning the game.



THU 27 JUL 2017

## Match Results

Start Time 10:00

WANG Cong (CHN)

4 - 1

ZAKLADNYI Gennadii (UKR)

### Game Summary

		Match	1st Game	2nd Game	3rd Game	4th Game	5th Game
<b>WANG Cong</b>	<b>CHN</b>	<b>4</b>	11	8	11	11	12
ZAKLADNYI Gennadii	UKR	1	6	11	5	7	10
Duration		<b>24min</b>	3min	5min	4min	5min	7min

Match No: WS178

Table: Table 1

Umpires:

Player Statistics	WANG Cong (CHN)						ZAKLADNYI Gennadii (UKR)					
	Game					Match	Game					Match
	1	2	3	4	5		1	2	3	4	5	
Points won	11	8	11	11	12	53	6	11	5	7	10	39
Biggest lead	5	2	6	4	2	6	-	3	-	1	3	3
Points won on own serve	6	5	5	7	8	31	4	6	2	4	7	23
Points lost on own serve	2	5	3	3	3	16	5	3	6	4	4	22
Most consecutive points won	3	4	4	5	3	5	2	3	3	3	2	3
Greatest deficit overcome	-	-	-	1	3	3	-	2	-	-	-	2
Handedness/Grip												

Game/Match Statistics	Game					Match
	1	2	3	4	5	
Longest rally (strokes)	7	10	7	10	11	11
Average rally	4	4	4	4	5	4

### Game Progress

1	WANG Cong (CHN)	0	*2	3	*4	5	*6	8	*8	10	11			
	ZAKLADNYI Gennadii (UKR)	*0	0	*1	2	*3	4	*4	6	*6	6			
2	WANG Cong (CHN)	*0	0	*1	3	*5	6	*6	7	*7	8	8		
	ZAKLADNYI Gennadii (UKR)	0	*2	3	*3	3	*4	6	*7	9	*10	11		
3	WANG Cong (CHN)	0	*2	3	*4	6	*8	8	*9	11				
	ZAKLADNYI Gennadii (UKR)	*0	0	*1	2	*2	2	*4	5	5				
4	WANG Cong (CHN)	*0	1	*3	5	*5	6	*6	7	*9	11			
	ZAKLADNYI Gennadii (UKR)	0	*1	1	*1	3	*4	6	*7	7	7			
5	WANG Cong (CHN)	0	*0	1	*2	4	*5	6	*6	8	*9	10	*11	12
	ZAKLADNYI Gennadii (UKR)	*0	2	*3	4	*4	5	*6	8	*8	9	*10	10	10

### LEGEND

\* Server

MS Men's Single

MT Men's Team

No. Number

WS Women's Single

WT Women's Team

Note: The "Greatest deficit overcome" only applies when the player ends up winning the game.





THU 27 JUL 2017

Start Time 10:00

## Match Results

WANG Yi-Hsiang (TPE)

1 - 4

KEINATH Thomas (SVK)

### Game Summary

		Match	1st Game	2nd Game	3rd Game	4th Game	5th Game
WANG Yi-Hsiang	TPE	1	11	5	7	4	6
KEINATH Thomas	SVK	4	9	11	11	11	11
	Duration	22min	5min	3min	5min	4min	5min

Match No: WS179

Table: Table 7

Umpires:

Player Statistics	WANG Yi-Hsiang (TPE)						KEINATH Thomas (SVK)					
	Game					Match	Game					Match
	1	2	3	4	5		1	2	3	4	5	
Points won	11	5	7	4	6	33	9	11	11	11	11	53
Biggest lead	2	1	3	-	2	3	2	6	4	7	5	7
Points won on own serve	7	3	4	2	2	18	6	6	7	5	5	29
Points lost on own serve	3	5	4	6	6	24	4	2	3	2	4	15
Most consecutive points won	3	1	4	2	4	4	2	5	6	5	7	7
Greatest deficit overcome	2	-	-	-	-	2	-	1	3	-	2	3
Handedness/Grip												

Game/Match Statistics	Game					Match
	1	2	3	4	5	
Longest rally (strokes)	11	11	12	8	11	12
Average rally	5	4	5	5	6	5

### Game Progress

1	WANG Yi-Hsiang (TPE)	0	*0	1	*3	4	*5	6	*7	9	*9	11
	KEINATH Thomas (SVK)	*0	2	*3	3	*4	5	*6	7	*7	9	9
2	WANG Yi-Hsiang (TPE)	*0	1	*1	2	*3	3	*3	4	5		
	KEINATH Thomas (SVK)	0	*1	3	*4	5	*7	9	*10	11		
3	WANG Yi-Hsiang (TPE)	0	*1	2	*3	5	*6	7	*7	7	7	
	KEINATH Thomas (SVK)	*0	1	*2	3	*3	4	*5	7	*9	11	
4	WANG Yi-Hsiang (TPE)	*0	0	*1	2	*3	4	*4	4	4		
	KEINATH Thomas (SVK)	0	*2	3	*4	5	*6	8	*10	11		
5	WANG Yi-Hsiang (TPE)	0	*2	2	*2	4	*6	6	*6	6	6	6
	KEINATH Thomas (SVK)	*0	0	*2	4	*4	4	*6	8	*10	11	

### LEGEND

\* Server

MS Men's Single

MT Men's Team

No. Number

WS Women's Single

WT Women's Team

Note: The "Greatest deficit overcome" only applies when the player ends up winning the game.



THU 27 JUL 2017

### Match Results

Start Time 12:00

WANG Cong (CHN)

4 - 3

KEINATH Thomas (SVK)

#### Game Summary

		Match	1st Game	2nd Game	3rd Game	4th Game	5th Game	6th Game	7th Game
WANG Cong	CHN	4	10	11	6	11	10	11	11
KEINATH Thomas	SVK	3	12	5	11	7	12	2	7
	Duration	41min	6min	4min	4min	5min	10min	4min	8min

Match No: WS180

Table: Table 1

Umpires:

Player Statistics	WANG Cong (CHN)								Match	KEINATH Thomas (SVK)								Match
	Game									Game								
	1	2	3	4	5	6	7			1	2	3	4	5	6	7		
Points won	10	11	6	11	10	11	11	70	12	5	11	7	12	2	7	56		
Biggest lead	6	6	1	6	2	9	4	9	2	-	6	-	2	-	3	6		
Points won on own serve	5	6	3	7	4	7	4	36	6	3	6	4	5	2	3	29		
Points lost on own serve	6	2	5	3	7	-	4	27	5	5	3	4	6	4	7	34		
Most consecutive points won	4	4	2	4	3	6	6	6	7	1	4	3	4	1	4	7		
Greatest deficit overcome	-	-	-	-	-	-	3	3	6	-	1	-	2	-	-	6		
Handedness/Grip																		

Game/Match Statistics	Game							Match
	1	2	3	4	5	6	7	
Longest rally (strokes)	7	10	12	13	14	8	12	14
Average rally	4	6	5	5	7	4	6	5

#### Game Progress

1	WANG Cong (CHN)	0	*1	2	*4	5	*7	9	*9	10	*10	10	*10	10	KEINATH Thomas (SVK)	*0	1	*2	2	*3	3	*3	5	*6	8	*10	11	12
2	WANG Cong (CHN)	*0	2	*3	4	*5	7	*9	10	11	KEINATH Thomas (SVK)	0	*0	1	*2	3	*3	3	*4	5								
3	WANG Cong (CHN)	0	*1	2	*2	3	*3	3	*5	6	6	KEINATH Thomas (SVK)	*0	1	*2	4	*5	7	*9	9	*10	11						
4	WANG Cong (CHN)	*0	1	*3	5	*6	8	*8	9	*10	11	KEINATH Thomas (SVK)	0	*1	1	*1	2	*2	4	*5	6	7						
5	WANG Cong (CHN)	0	*2	2	*3	4	*4	6	*7	8	*10	10	*10	10	KEINATH Thomas (SVK)	*0	0	*2	3	*4	6	*6	7	*8	8	*10	11	12
6	WANG Cong (CHN)	*0	2	*4	6	*7	9	*10	11	KEINATH Thomas (SVK)	0	*0	0	*0	1	*1	2	2										
7	WANG Cong (CHN)	0	*1	2	*2	3	*5	5	*7	9	11	KEINATH Thomas (SVK)	*0	1	*2	4	*5	5	*7	7	*7	7						

#### LEGEND

\* Server

MS Men's Single

MT Men's Team

No. Number

WS Women's Single

WT Women's Team

Note: The "Greatest deficit overcome" only applies when the player ends up winning the game.



Draw

Round of 64	Round of 32	Round of 16	Quarter-finals	Semi-finals	Gold-medal Match
	JUCHNA G./TAKINAS D. LTU				
	MON 24 JUL 09:00 (T2)	JUCHNA G./TAKINAS D. LTU			
	ASTAFYEV E./SUYNALIEV RUS	4-1			
		MON 24 JUL 12:00 (T1)	JUCHNA G./TAKINAS D. LTU		
			4-0		
	OLCAS G./ERDAL D. TUR				
	MON 24 JUL 09:00 (T3)	LU S./KUO Y. TPE			
	LU S./KUO Y. TPE	4-0			
		MON 24 JUL 14:00 (T9)	JUCHNA G./TAKINAS D. LTU		
			4-0		
	ZAPATA RIANO/AYALA K. COL				
	MON 24 JUL 09:00 (T4)	KRÄMER C./KRAMER L. AUT			
	KRÄMER C./KRAMER L. AUT	4-0			
		MON 24 JUL 12:00 (T2)	SHIN C./JEON G. KOR		
			4-2		
	SHIN C./JEON G. KOR				
	MON 24 JUL 09:00 (T5)	SHIN C./JEON G. KOR			
	MECHAU M./SCHÖLZEL S. GER	4-1			
		MON 24 JUL 15:00 (T2)	JUCHNA G./TAKINAS D. LTU		
			4-0		
	YAKOVENKO A./ZAKLADNY UKR				
	MON 24 JUL 09:00 (T6)	YAKOVENKO A./ZAKLADNY UKR			
	ODUPITAN A./EZEKWUDO NGR	4-0			
		MON 24 JUL 12:00 (T3)	WANG C./ZHANG C. CHN		
			4-0		
	MUKHERJEE T./NAGESH K IND				
	MON 24 JUL 09:00 (T7)	WANG C./ZHANG C. CHN			
	WANG C./ZHANG C. CHN	4-0			
		MON 24 JUL 14:00 (T7)	WANG C./ZHANG C. CHN		
			4-0		
	DE OLIVEIRA J./OLIVEI BRA				
	MON 24 JUL 09:00 (T8)	PIETA P./RUTOWSKI M. POL			
	KURBANOV A./ORIFOV D. UZB	4-1			
		MON 24 JUL 12:00 (T4)	KEINATH T./TUTURA M. SVK		
			4-0		
	NG W./WU H. HKG				
	MON 24 JUL 09:00 (T9)	KEINATH T./TUTURA M. SVK			
	KEINATH T./TUTURA M. SVK	4-3			
		MON 24 JUL 17:00 (T1)	WANG C./ZHANG C. CHN		
			4-0		
	WANG Y./YANG J. TPE				
	MON 24 JUL 10:30 (T9)	WANG Y./YANG J. TPE			
	TOMIC I./HRIBAR I. CRO	4-1			
		MON 24 JUL 12:00 (T5)	WANG Y./YANG J. TPE		
			4-1		
	HASAN H./KOLEV P. BUL				
	MON 24 JUL 10:30 (T8)	KIM J./CHOI G. KOR			
	KIM J./CHOI G. KOR	4-1			
		MON 24 JUL 14:00 (T4)	WANG Y./YANG J. TPE		
			4-1		
	NG K./HO L. HKG				
	MON 24 JUL 10:30 (T7)	KRATOCHVIL M./MATOUS CZE			
	KRATOCHVIL M./MATOUS CZE	4-0			
		MON 24 JUL 12:00 (T7)	CHULKOV V./PISHCHUK D. RUS		
			4-1		
	PRATUEANGP./BUNPRASAN THA				
	MON 24 JUL 10:30 (T5)	CHULKOV V./PISHCHUK D. RUS			
	CHULKOV V./PISHCHUK D. RUS	4-0			
		MON 24 JUL 15:00 (T3)	WANG Y./YANG J. TPE		
			4-1		
	KUZMENKO G./VELIEV A. UKR				
	MON 24 JUL 10:30 (T4)	KUZMENKO G./VELIEV A. UKR			
	BENCSIK G./MAKAI A. HUN	4-0			
		MON 24 JUL 12:00 (T8)	ZIZIUNAS K./NARKEVICI LTU		
			4-3		
	ZIZIUNAS K./NARKEVICI LTU				
	MON 24 JUL 10:30 (T3)	ZIZIUNAS K./NARKEVICI LTU			
	TIMUCIN A./ERDOGAN S. TUR	4-1			
		MON 24 JUL 14:00 (T1)	TIAN J./XU Y. CHN		
			4-1		
	ISKENDIROV D./KONKUBA KAZ				
	MON 24 JUL 10:30 (T2)	ISKENDIROV D./KONKUBA KAZ			
	SZELIGA A./NOWAK G. POL	4-0			
		MON 24 JUL 12:00 (T9)	TIAN J./XU Y. CHN		
			4-2		
	SEN G./NAIK U. IND				
	MON 24 JUL 10:30 (T1)	TIAN J./XU Y. CHN			
	TIAN J./XU Y. CHN	4-0			
					<b>GOLD</b>
					<b>WANG/ZHANG</b> 4-3
					<b>SILVER</b>
					<b>WANG/YANG</b>
					<b>BRONZE</b>
					<b>JUCHNA/TAKINAS</b>

Approval date/time: SAT 22 JUL 2017 12:33

Referee: \_\_\_\_\_

ITTF TD: \_\_\_\_\_



MON 24 JUL 2017

### Match Results

Start Time 11:15

DE OLIVEIRA / OLIVEIRA (BRA)

1 - 4

KURBANOV / ORIFOV (UZB)

#### Game Summary

		Match	1st Game	2nd Game	3rd Game	4th Game	5th Game
DE OLIVEIRA / OLIVEIRA	BRA	1	10	8	11	1	6
KURBANOV / ORIFOV	UZB	4	12	11	9	11	11
Duration		12min	1min	2min	4min	2min	3min

Match No: WD1

Table: Table 6

Umpires:

Player Statistics	DE OLIVEIRA / OLIVEIRA (BRA)						KURBANOV / ORIFOV (UZB)					
	Game					Match	Game					Match
	1	2	3	4	5		1	2	3	4	5	
Points won	10	8	11	1	6	36	12	11	9	11	11	54
Biggest lead	1	3	3	-	2	3	8	3	2	10	5	10
Points won on own serve	5	4	6	1	3	19	6	6	5	6	5	28
Points lost on own serve	6	5	4	5	6	26	5	4	5	-	3	17
Most consecutive points won	8	3	5	1	2	8	8	4	4	8	7	8
Greatest deficit overcome	-	-	2	-	-	2	1	3	-	-	2	3
Handedness/Grip	-						-					

Game/Match Statistics	Game					Match
	1	2	3	4	5	
Longest rally (strokes)	5	7	6	5	7	7
Average rally	-	2	4	3	4	3

#### Game Progress

1	DE OLIVEIRA / OLIVEIRA (BRA)	*0	0	*0	0	*0	2	*4	6	*8	9	*10	10	10
	KURBANOV / ORIFOV (UZB)	0	*2	4	*6	8	*8	8	*8	8	*9	10	*11	12
2	DE OLIVEIRA / OLIVEIRA (BRA)	0	*2	3	*3	4	*5	6	*7	8	*8	8		
	KURBANOV / ORIFOV (UZB)	*0	0	*1	3	*4	5	*6	7	*8	10	11		
3	DE OLIVEIRA / OLIVEIRA (BRA)	*0	2	*3	3	*3	5	*7	8	*9	10	11		
	KURBANOV / ORIFOV (UZB)	0	*0	1	*3	5	*5	5	*6	7	*8	9		
4	DE OLIVEIRA / OLIVEIRA (BRA)	0	*0	1	*1	1	*1	1						
	KURBANOV / ORIFOV (UZB)	*0	2	*3	5	*7	9	11						
5	DE OLIVEIRA / OLIVEIRA (BRA)	*0	2	*3	4	*5	5	*5	5	*6	6			
	KURBANOV / ORIFOV (UZB)	0	*0	1	*2	3	*5	7	*9	10	11			

#### LEGEND

\* Server

MS Men's Single

MT Men's Team

No. Number

WS Women's Single

WT Women's Team

Note: The "Greatest deficit overcome" only applies when the player ends up winning the game.



MON 24 JUL 2017

### Match Results

Start Time 09:00

KRATOCHVIL / MATOUS (CZE)

4 - 0

ADENIRAN / AWOSANYA (NGR)

#### Game Summary

		Match	1st Game	2nd Game	3rd Game	4th Game
<b>KRATOCHVIL / MATOUS</b>	<b>CZE</b>	<b>4</b>	11	11	11	11
<b>ADENIRAN / AWOSANYA</b>	<b>NGR</b>	<b>0</b>	0	0	0	0
Duration		<b>0min</b>	0min	0min	0min	0min

Match No: WD2

Table: Table 1

Umpires:

Player Statistics	KRATOCHVIL / MATOUS (CZE)					ADENIRAN / AWOSANYA (NGR)					
	Game				Match	Game				Match	
	1	2	3	4		1	2	3	4		
Points won	-	-	-	-	-	-	-	-	-	-	-
Biggest lead	-	-	-	-	-	-	-	-	-	-	-
Points won on own serve	-	-	-	-	-	-	-	-	-	-	-
Points lost on own serve	-	-	-	-	-	-	-	-	-	-	-
Most consecutive points won	-	-	-	-	-	-	-	-	-	-	-
Greatest deficit overcome	-	-	-	-	-	-	-	-	-	-	-
Handedness/Grip	-					-					

Game/Match Statistics	Game				Match
	1	2	3	4	
Longest rally (strokes)	-	-	-	-	-
Average rally	-	-	-	-	-

#### LEGEND

\* Server

**MS** Men's Single

**MT** Men's Team

**No.** Number

**WS** Women's Single

**WT** Women's Team

**Note:** The "Greatest deficit overcome" only applies when the player ends up winning the game.

TTM2602\_73A 1.0

Page 1 / 1

Report Created MON 24 JUL 2017 09:25



MON 24 JUL 2017

### Match Results

Start Time 09:00

OLCAS / ERDAL (TUR)

0 - 4

LU / KUO (TPE)

#### Game Summary

		Match	1st Game	2nd Game	3rd Game	4th Game
OLCAS / ERDAL	TUR	0	5	4	9	6
LU / KUO	TPE	4	11	11	11	11
	Duration	12min	2min	3min	4min	3min

Match No: WD4

Table: Table 3

Umpires:

Player Statistics	OLCAS / ERDAL (TUR)					LU / KUO (TPE)				
	Game				Match	Game				Match
	1	2	3	4		1	2	3	4	
Points won	5	4	9	6	24	11	11	11	11	44
Biggest lead	-	-	1	1	1	6	8	4	5	8
Points won on own serve	3	1	6	3	13	6	5	7	6	24
Points lost on own serve	5	6	4	5	20	2	3	3	3	11
Most consecutive points won	2	2	3	3	3	6	4	3	5	6
Greatest deficit overcome	-	-	-	-	-	-	-	1	1	1
Handedness/Grip	-					-				

Game/Match Statistics	Game				Match
	1	2	3	4	
Longest rally (strokes)	6	7	5	5	7
Average rally	3	4	3	3	3

#### Game Progress

1	OLCAS / ERDAL (TUR)	*0	0	*0	0	*1	2	*3	5	5	
	LU / KUO (TPE)	0	*2	4	*6	7	*8	9	*9	11	
2	OLCAS / ERDAL (TUR)	0	*0	1	*1	1	*2	2	*4	4	
	LU / KUO (TPE)	*0	2	*3	5	*7	8	*10	10	11	
3	OLCAS / ERDAL (TUR)	*0	1	*1	2	*2	4	*5	6	*8	9
	LU / KUO (TPE)	0	*1	3	*4	6	*6	7	*8	8	*9
4	OLCAS / ERDAL (TUR)	0	*0	1	*3	4	*4	4	*5	6	6
	LU / KUO (TPE)	*0	2	*3	3	*4	6	*8	9	*10	11

#### LEGEND

\* Server

MS Men's Single

MT Men's Team

No. Number

WS Women's Single

WT Women's Team

Note: The "Greatest deficit overcome" only applies when the player ends up winning the game.



MON 24 JUL 2017

### Match Results

Start Time 09:00

ZAPATA RIANO / AYALA (COL)

0 - 4

KRÄMER / KRAMER (AUT)

#### Game Summary

		Match	1st Game	2nd Game	3rd Game	4th Game
ZAPATA RIANO / AYALA	COL	0	6	10	9	10
KRÄMER / KRAMER	AUT	4	11	12	11	12
Duration		19min	3min	6min	5min	5min

Match No: WD5

Table: Table 4

Umpires:

Player Statistics	ZAPATA RIANO / AYALA (COL)					KRÄMER / KRAMER (AUT)				
	Game				Match	Game				Match
	1	2	3	4		1	2	3	4	
Points won	6	10	9	10	35	11	12	11	12	46
Biggest lead	-	3	1	3	3	5	2	2	2	5
Points won on own serve	4	3	5	4	16	7	4	6	5	22
Points lost on own serve	4	8	5	7	24	2	7	4	6	19
Most consecutive points won	4	4	3	3	4	4	3	3	3	4
Greatest deficit overcome	-	-	-	-	-	-	3	1	3	3
Handedness/Grip	-					-				

Game/Match Statistics	Game				Match
	1	2	3	4	
Longest rally (strokes)	6	8	5	4	8
Average rally	2	3	2	2	2

#### Game Progress

1	ZAPATA RIANO / AYALA (COL)	0	*0	1	*1	2	*3	5	*6	6	<b>6</b>	KRÄMER / KRAMER (AUT)	*0	2	*3	5	*6	7	*7	8	*10	11						
2	ZAPATA RIANO / AYALA (COL)	*0	0	*2	3	*5	6	*7	8	*9	9	*10	10	<b>10</b>	KRÄMER / KRAMER (AUT)	0	*2	2	*3	3	*4	5	*6	7	*9	10	*11	12
3	ZAPATA RIANO / AYALA (COL)	0	*0	2	*3	4	*4	5	*7	8	*9	<b>9</b>	KRÄMER / KRAMER (AUT)	*0	2	*2	3	*4	6	*7	7	*8	9	<b>11</b>				
4	ZAPATA RIANO / AYALA (COL)	*0	2	*2	4	*5	5	*7	7	*9	9	*10	10	<b>10</b>	KRÄMER / KRAMER (AUT)	0	*0	2	*2	3	*5	5	*7	7	*9	10	*11	12

#### LEGEND

\* Server

MS Men's Single

MT Men's Team

No. Number

WS Women's Single

WT Women's Team

Note: The "Greatest deficit overcome" only applies when the player ends up winning the game.



MON 24 JUL 2017

### Match Results

Start Time 09:00

SHIN / JEON (KOR)

4 - 1

MECHAU / SCHÖLZEL (GER)

#### Game Summary

		Match	1st Game	2nd Game	3rd Game	4th Game	5th Game
SHIN / JEON	KOR	4	11	14	14	9	11
MECHAU / SCHÖLZEL	GER	1	8	12	12	11	9
	Duration	30min	4min	7min	8min	6min	5min

Match No: WD6

Table: Table 5

Umpires:

Player Statistics	SHIN / JEON (KOR)						MECHAU / SCHÖLZEL (GER)					
	Game					Match	Game					Match
	1	2	3	4	5		1	2	3	4	5	
Points won	11	14	14	9	11	59	8	12	12	11	9	52
Biggest lead	3	5	2	2	5	5	3	-	2	3	-	3
Points won on own serve	5	4	8	3	7	27	3	3	7	4	6	23
Points lost on own serve	5	9	5	7	3	29	6	10	6	6	4	32
Most consecutive points won	5	3	3	2	4	5	3	3	3	3	4	4
Greatest deficit overcome	3	-	2	-	-	3	-	-	-	2	-	2
Handedness/Grip	-						-					

Game/Match Statistics	Game					Match
	1	2	3	4	5	
Longest rally (strokes)	8	8	9	7	8	9
Average rally	4	3	3	4	4	4

#### Game Progress

1	SHIN / JEON (KOR)	*0	0	*1	3	*5	6	*7	7	*8	10	11						
	MECHAU / SCHÖLZEL (GER)	0	*2	3	*3	3	*4	5	*7	8	*8	8						
2	SHIN / JEON (KOR)	0	*2	3	*5	6	*7	7	*8	9	*10	10	*11	11	*12	12	*13	14
	MECHAU / SCHÖLZEL (GER)	*0	0	*1	1	*2	3	*5	6	*7	8	*10	10	*11	11	*12	12	*12
3	SHIN / JEON (KOR)	*0	0	*1	3	*4	6	*7	8	*8	9	*10	11	*11	11	*12	13	14
	MECHAU / SCHÖLZEL (GER)	0	*2	3	*3	4	*4	5	*6	8	*9	10	*10	11	*12	12	*12	12
4	SHIN / JEON (KOR)	0	*2	2	*3	4	*5	6	*7	7	*8	9						
	MECHAU / SCHÖLZEL (GER)	*0	0	*2	3	*4	5	*6	7	*9	10	11						
5	SHIN / JEON (KOR)	*0	2	*2	4	*5	6	*7	9	*10	10	11						
	MECHAU / SCHÖLZEL (GER)	0	*0	2	*2	3	*4	5	*5	6	*8	9						

#### LEGEND

\* Server

MS Men's Single

MT Men's Team

No. Number

WS Women's Single

WT Women's Team

Note: The "Greatest deficit overcome" only applies when the player ends up winning the game.





MON 24 JUL 2017

## Match Results

Start Time 09:00

**YAKOVENKO / ZAKLADNYI (UKR)**

**4 - 0**

**ODUPITAN / EZEKWUDO (NGR)**

### Game Summary

		Match	1st Game	2nd Game	3rd Game	4th Game
<b>YAKOVENKO / ZAKLADNYI</b>	<b>UKR</b>	<b>4</b>	11	11	11	11
<b>ODUPITAN / EZEKWUDO</b>	<b>NGR</b>	<b>0</b>	0	0	0	0
Duration		<b>0min</b>	0min	0min	0min	0min

Match No: WD7

Table: Table 6

Umpires:

Player Statistics	YAKOVENKO / ZAKLADNYI (UKR)					ODUPITAN / EZEKWUDO (NGR)					
	Game				Match	Game				Match	
	1	2	3	4		1	2	3	4		
Points won	-	-	-	-	-	-	-	-	-	-	-
Biggest lead	-	-	-	-	-	-	-	-	-	-	-
Points won on own serve	-	-	-	-	-	-	-	-	-	-	-
Points lost on own serve	-	-	-	-	-	-	-	-	-	-	-
Most consecutive points won	-	-	-	-	-	-	-	-	-	-	-
Greatest deficit overcome	-	-	-	-	-	-	-	-	-	-	-
Handedness/Grip	-					-					

Game/Match Statistics	Game				Match
	1	2	3	4	
Longest rally (strokes)	-	-	-	-	-
Average rally	-	-	-	-	-

### LEGEND

\* Server

**MS** Men's Single

**MT** Men's Team

**No.** Number

**WS** Women's Single

**WT** Women's Team

**Note:** The "Greatest deficit overcome" only applies when the player ends up winning the game.



MON 24 JUL 2017

### Match Results

Start Time 09:00

MUKHERJEE / NAGESH (IND)

0 - 4

WANG / ZHANG (CHN)

#### Game Summary

		Match	1st Game	2nd Game	3rd Game	4th Game
MUKHERJEE / NAGESH	IND	0	2	7	4	8
WANG / ZHANG	CHN	4	11	11	11	11
Duration		13min	2min	3min	3min	5min

Match No: WD8

Table: Table 7

Umpires:

Player Statistics	MUKHERJEE / NAGESH (IND)					WANG / ZHANG (CHN)				
	Game				Match	Game				Match
	1	2	3	4		1	2	3	4	
Points won	2	7	4	8	21	11	11	11	11	44
Biggest lead	-	-	-	3	3	9	4	7	3	9
Points won on own serve	-	3	1	4	8	4	6	4	6	20
Points lost on own serve	7	5	7	5	24	2	4	3	4	13
Most consecutive points won	1	2	1	3	3	7	3	3	6	7
Greatest deficit overcome	-	-	-	-	-	-	-	-	3	3
Handedness/Grip	-					-				

Game/Match Statistics	Game				Match
	1	2	3	4	
Longest rally (strokes)	4	5	5	7	7
Average rally	2	3	3	3	3

#### Game Progress

1	MUKHERJEE / NAGESH (IND)	*0	0	*0	0	*1	1	*2	2			
	WANG / ZHANG (CHN)	0	*2	4	*6	7	*9	10	11			
2	MUKHERJEE / NAGESH (IND)	0	*1	1	*3	4	*4	5	*6	7	7	
	WANG / ZHANG (CHN)	*0	1	*3	3	*4	6	*7	8	*9	11	
3	MUKHERJEE / NAGESH (IND)	*0	0	*1	1	*2	3	*4	4	4		
	WANG / ZHANG (CHN)	0	*2	3	*5	6	*7	8	*10	11		
4	MUKHERJEE / NAGESH (IND)	0	*1	3	*4	4	*4	5	*6	7	*8	8
	WANG / ZHANG (CHN)	*0	1	*1	2	*4	6	*7	8	*9	10	11

#### LEGEND

\* Server

MS Men's Single

MT Men's Team

No. Number

WS Women's Single

WT Women's Team

Note: The "Greatest deficit overcome" only applies when the player ends up winning the game.



MON 24 JUL 2017

Start Time 09:00

## Match Results

KURBANOV / ORIFOV (UZB)

0 - 4

PIETA / RUTOWSKI (POL)

### Game Summary

		Match
KURBANOV / ORIFOV	UZB	0
<b>PIETA / RUTOWSKI</b>	<b>POL</b>	<b>4</b>
Duration		<b>0min</b>

Match No: WD9

Table: Table 8

Umpires:

### LEGEND

\* Server

**MS** Men's Single

**MT** Men's Team

**No.** Number

**WS** Women's Single

**WT** Women's Team

**Note:** The "Greatest deficit overcome" only applies when the player ends up winning the game.

TTM2507\_73A 1.0

Page 1 / 1

Report Created THU 27 JUL 2017 10:45





MON 24 JUL 2017

### Match Results

Start Time 09:00

NG / WU (HKG)

3 - 4

KEINATH / TUTURA (SVK)

#### Game Summary

		Match	1st Game	2nd Game	3rd Game	4th Game	5th Game	6th Game	7th Game
NG / WU	HKG	3	11	11	11	5	1	5	3
KEINATH / TUTURA	SVK	4	8	7	8	11	11	11	11
	Duration	24min	4min	4min	5min	3min	2min	3min	3min

Match No: WD10

Table: Table 9

Umpires:

Player Statistics	NG / WU (HKG)								Match	KEINATH / TUTURA (SVK)								Match
	Game									Game								
	1	2	3	4	5	6	7			1	2	3	4	5	6	7		
Points won	11	11	11	5	1	5	5		39	8	7	8	11	11	11	11		99
Biggest lead	4	4	5	-	-	-	-		5	1	1	-	6	10	6	6		10
Points won on own serve	4	4	8	2	-	2	2		18	3	1	7	5	5	5	5		21
Points lost on own serve	5	6	1	6	6	6	6		24	7	7	3	3	1	3	3		21
Most consecutive points won	4	3	4	1	1	1	1		4	5	3	2	4	8	4	4		8
Greatest deficit overcome	1	1	-	-	-	-	-		1	-	-	-	-	-	-	-		-
Handedness/Grip	-									-								

Game/Match Statistics	Game							Match	
	1	2	3	4	5	6	7		
Longest rally (strokes)	9	6	8	6	12	6	6		12
Average rally	4	4	4	4	4	4	4		2

#### Game Progress

1	NG / WU (HKG)	0	*1	2	*4	5	*7	7	*7	8	*10	11	KEINATH / TUTURA (SVK)	*0	1	*2	2	*3	3	*5	7	*8	8	8
2	NG / WU (HKG)	*0	1	*3	4	*5	5	*7	8	*10	11	KEINATH / TUTURA (SVK)	0	*1	1	*2	3	*5	5	*6	6	7		
3	NG / WU (HKG)	0	*2	4	*4	6	*6	8	*9	10	*10	11	KEINATH / TUTURA (SVK)	*0	0	*0	2	*2	4	*4	5	*6	8	8
4	NG / WU (HKG)	*0	0	*1	1	*2	3	*3	4	5	KEINATH / TUTURA (SVK)	0	*2	3	*5	6	*7	9	*10	11				
5	NG / WU (HKG)	0	*0	0	*0	0	*1	1	KEINATH / TUTURA (SVK)	*0	2	*4	6	*8	9	11								
6	NG / WU (HKG)	0	5	KEINATH / TUTURA (SVK)	*0	11																		

#### LEGEND

\* Server

MS Men's Single

MT Men's Team

No. Number

WS Women's Single

WT Women's Team

Note: The "Greatest deficit overcome" only applies when the player ends up winning the game.



MON 24 JUL 2017

### Match Results

Start Time 10:30

WANG / YANG (TPE)

4 - 1

TOMIC / HRIBAR (CRO)

#### Game Summary

		Match	1st Game	2nd Game	3rd Game	4th Game	5th Game
WANG / YANG	TPE	4	11	11	10	11	11
TOMIC / HRIBAR	CRO	1	2	6	12	6	5
	Duration	14min	2min	3min	4min	3min	2min

Match No: WD11

Table: Table 9

Umpires:

Player Statistics	WANG / YANG (TPE)						TOMIC / HRIBAR (CRO)					
	Game					Match	Game					Match
	1	2	3	4	5		1	2	3	4	5	
Points won	11	11	10	11	11	54	2	6	12	6	5	31
Biggest lead	9	5	4	5	6	9	2	1	2	1	-	2
Points won on own serve	6	6	8	5	6	31	2	3	9	2	3	19
Points lost on own serve	-	3	3	4	2	12	5	5	2	6	5	23
Most consecutive points won	11	5	6	3	6	11	2	2	3	2	2	3
Greatest deficit overcome	2	1	-	1	-	2	-	-	4	-	-	4
Handedness/Grip	-						-					

Game/Match Statistics	Game					Match
	1	2	3	4	5	
Longest rally (strokes)	-	5	6	6	4	6
Average rally	-	2	4	3	2	2

#### Game Progress

1	WANG / YANG (TPE)	0	*0	2	*4	6	*8	10	11					
	TOMIC / HRIBAR (CRO)	*0	2	*2	2	*2	2	*2	2					
2	WANG / YANG (TPE)	*0	1	*2	3	*4	6	*8	9	*10	11			
	TOMIC / HRIBAR (CRO)	0	*1	2	*3	4	*4	4	*5	6	6			
3	WANG / YANG (TPE)	0	*0	2	*4	6	*6	7	*7	8	*8	10	*10	10
	TOMIC / HRIBAR (CRO)	*0	2	*2	2	*2	4	*5	7	*8	10	*10	11	12
4	WANG / YANG (TPE)	*0	1	*3	4	*5	6	*7	8	*10	11			
	TOMIC / HRIBAR (CRO)	0	*1	1	*2	3	*4	5	*6	6	6			
5	WANG / YANG (TPE)	0	*2	4	*6	7	*7	9	*10	11				
	TOMIC / HRIBAR (CRO)	*0	0	*0	0	*1	3	*3	4	5				

#### LEGEND

\* Server

MS Men's Single

MT Men's Team

No. Number

WS Women's Single

WT Women's Team

Note: The "Greatest deficit overcome" only applies when the player ends up winning the game.



MON 24 JUL 2017

### Match Results

Start Time 10:30

HASAN / KOLEV (BUL)

1 - 4

KIM / CHOI (KOR)

#### Game Summary

		Match	1st Game	2nd Game	3rd Game	4th Game
HASAN / KOLEV	BUL	1	11	7	11	0
KIM / CHOI	KOR	4	2	9	7	0
Duration		9min	3min	4min	2min	0min

Match No: WD12

Table: Table 8

Umpires:

Player Statistics	HASAN / KOLEV (BUL)					KIM / CHOI (KOR)				
	Game				Match	Game				Match
	1	2	3	4		1	2	3	4	
Points won	11	7	11	-	29	2	9	7	-	18
Biggest lead	9	1	4	-	9	1	4	3	-	4
Points won on own serve	5	3	5	-	13	-	4	4	-	8
Points lost on own serve	2	5	3	-	10	6	4	6	-	16
Most consecutive points won	7	5	4	-	7	1	3	6	-	6
Greatest deficit overcome	1	-	3	-	3	-	1	-	-	1
Handedness/Grip	-					-				

Game/Match Statistics	Game				Match
	1	2	3	4	
Longest rally (strokes)	6	7	-	-	7
Average rally	2	3	-	-	2

#### Game Progress

1	HASAN / KOLEV (BUL)	*0	1	*3	4	*6	8	*10	11		
	KIM / CHOI (KOR)	0	*1	1	*2	2	*2	2	2		
2	HASAN / KOLEV (BUL)	0	*0	1	*2	2	*4	6	*7	7	
	KIM / CHOI (KOR)	*0	2	*3	4	*6	6	*6	7	9	
3	HASAN / KOLEV (BUL)	0	*2	3	*3	3	*4	6	*7	9	11
	KIM / CHOI (KOR)	*0	0	*1	3	*5	6	*6	7	*7	7

#### LEGEND

\* Server

MS Men's Single

MT Men's Team

No. Number

WS Women's Single

WT Women's Team

Note: The "Greatest deficit overcome" only applies when the player ends up winning the game.



MON 24 JUL 2017

### Match Results

Start Time 10:30

NG / HO (HKG)

0 - 4

KRATOCHVIL / MATOUS (CZE)

#### Game Summary

		Match	1st Game	2nd Game	3rd Game	4th Game
NG / HO	HKG	0	3	5	4	5
<b>KRATOCHVIL / MATOUS</b>	<b>CZE</b>	<b>4</b>	11	11	11	11
Duration		9min	2min	3min	2min	2min

Match No: WD13

Table: Table 7

Umpires:

Player Statistics	NG / HO (HKG)					KRATOCHVIL / MATOUS (CZE)				
	Game				Match	Game				Match
	1	2	3	4		1	2	3	4	
Points won	3	5	4	5	17	11	11	11	11	44
Biggest lead	-	-	-	-	-	8	7	7	6	8
Points won on own serve	2	2	1	4	9	5	5	4	7	21
Points lost on own serve	6	6	7	4	23	1	3	3	1	8
Most consecutive points won	3	3	1	3	3	7	6	3	4	7
Greatest deficit overcome	-	-	-	-	-	-	-	-	-	-
Handedness/Grip	-					-				

Game/Match Statistics	Game				Match
	1	2	3	4	
Longest rally (strokes)	5	7	7	4	7
Average rally	2	3	2	2	3

#### Game Progress

1	NG / HO (HKG)	*0	0	*0	2	*3	3	*3	3
	KRATOCHVIL / MATOUS (CZE)	0	*2	4	*4	5	*7	9	11
2	NG / HO (HKG)	*0	0	*1	1	*1	2	*4	5
	KRATOCHVIL / MATOUS (CZE)	0	*2	3	*5	7	*8	8	*9
3	NG / HO (HKG)	*0	0	*1	1	*2	2	*3	4
	KRATOCHVIL / MATOUS (CZE)	0	*2	3	*5	6	*8	9	*10
4	NG / HO (HKG)	0	*0	1	*1	2	*3	5	*5
	KRATOCHVIL / MATOUS (CZE)	*0	2	*3	5	*6	7	*7	9

#### LEGEND

\* Server

MS Men's Single

MT Men's Team

No. Number

WS Women's Single

WT Women's Team

Note: The "Greatest deficit overcome" only applies when the player ends up winning the game.



MON 24 JUL 2017

### Match Results

Start Time 10:30

PRATUEANGPAIBOON / BUNPRASAN 0 - 4

CHULKOV / PISHCHUK (RUS)

#### Game Summary

		Match	1st Game	2nd Game	3rd Game	4th Game
PRATUEANGPAIBOON / BUNPRASA	THA	0	1	4	3	2
CHULKOV / PISHCHUK	RUS	4	11	11	11	11
Duration		2min	0min	0min	0min	2min

Match No: WD14

Table: Table 5

Umpires:

Player Statistics	PRATUEANGPAIBOON / BUNPRASAN (THA)					CHULKOV / PISHCHUK (RUS)				
	Game				Match	Game				Match
	1	2	3	4		1	2	3	4	
Points won	1	4	3	2	10	11	11	11	11	44
Biggest lead	-	-	-	1	1	10	10	10	9	10
Points won on own serve	1	2	1	2	6	6	6	4	6	22
Points lost on own serve	5	5	7	5	22	-	2	2	-	4
Most consecutive points won	1	4	3	1	4	10	10	10	8	10
Greatest deficit overcome	-	-	-	-	-	-	-	-	1	1
Handedness/Grip	-					-				

Game/Match Statistics	Game				Match
	1	2	3	4	
Longest rally (strokes)	-	-	-	6	6
Average rally	-	-	-	2	-

#### Game Progress

1	PRATUEANGPAIBOON / BUNPRASAN (T)	0	*0	0	*0	0	*0	1		
	CHULKOV / PISHCHUK (RUS)	*0	2	*4	6	*8	10	11		
2	PRATUEANGPAIBOON / BUNPRASAN (T)	0	*0	0	*0	0	*0	2	*4	4
	CHULKOV / PISHCHUK (RUS)	*0	2	*4	6	*8	10	*10	10	11
3	PRATUEANGPAIBOON / BUNPRASAN (T)	*0	0	*0	0	*0	0	*2	3	
	CHULKOV / PISHCHUK (RUS)	0	*2	4	*6	8	*10	10	11	
4	PRATUEANGPAIBOON / BUNPRASAN (T)	*0	1	*1	2	*2	2	*2	2	
	CHULKOV / PISHCHUK (RUS)	0	*1	3	*4	6	*8	10	11	

#### LEGEND

\* Server

MS Men's Single

MT Men's Team

No. Number

WS Women's Single

WT Women's Team

Note: The "Greatest deficit overcome" only applies when the player ends up winning the game.





MON 24 JUL 2017

### Match Results

Start Time 10:30

KUZMENKO / VELIIEV (UKR)

4 - 0

BENCSIK / MAKAI (HUN)

#### Game Summary

		Match	1st Game	2nd Game	3rd Game	4th Game
<b>KUZMENKO / VELIIEV</b>	<b>UKR</b>	<b>4</b>	11	11	11	11
<b>BENCSIK / MAKAI</b>	<b>HUN</b>	<b>0</b>	6	5	6	5
Duration		<b>15min</b>	4min	4min	4min	3min

Match No: WD15

Table: Table 4

Umpires:

Player Statistics	KUZMENKO / VELIIEV (UKR)					BENCSIK / MAKAI (HUN)				
	Game				Match	Game				Match
	1	2	3	4		1	2	3	4	
Points won	11	11	11	11	<b>44</b>	6	5	6	5	<b>22</b>
Biggest lead	5	6	5	7	<b>7</b>	-	-	-	1	<b>1</b>
Points won on own serve	6	6	8	5	<b>25</b>	3	3	5	2	<b>13</b>
Points lost on own serve	3	2	1	3	<b>9</b>	5	5	3	6	<b>19</b>
Most consecutive points won	4	5	3	8	<b>8</b>	3	2	2	2	<b>3</b>
Greatest deficit overcome	-	-	-	1	<b>1</b>	-	-	-	-	<b>-</b>
Handedness/Grip	-					-				

Game/Match Statistics	Game				Match
	1	2	3	4	
Longest rally (strokes)	7	9	5	6	<b>9</b>
Average rally	3	3	3	3	<b>3</b>

#### Game Progress

1	<b>KUZMENKO / VELIIEV (UKR)</b>	*0	2	*4	4	*5	6	*7	9	*10	11
	BENCSIK / MAKAI (HUN)	0	*0	0	*2	3	*4	5	*5	6	6
2	<b>KUZMENKO / VELIIEV (UKR)</b>	0	*2	4	*4	5	*6	7	*9	11	
	BENCSIK / MAKAI (HUN)	*0	0	*0	2	*3	4	*5	5	5	
3	<b>KUZMENKO / VELIIEV (UKR)</b>	*0	2	*2	4	*5	7	*8	9	*10	11
	BENCSIK / MAKAI (HUN)	0	*0	2	*2	3	*3	4	*5	6	6
4	<b>KUZMENKO / VELIIEV (UKR)</b>	0	*1	2	*4	6	*8	9	*10	11	
	BENCSIK / MAKAI (HUN)	*0	1	*2	2	*2	2	*3	4	5	

#### LEGEND

\* Server

**MS** Men's Single

**MT** Men's Team

**No.** Number

**WS** Women's Single

**WT** Women's Team

**Note:** The "Greatest deficit overcome" only applies when the player ends up winning the game.



MON 24 JUL 2017

### Match Results

Start Time 10:30

ZIZIUNAS / NARKEVICIUS (LTU)

4 - 1

TIMUCIN / ERDOGAN (TUR)

#### Game Summary

	Match	1st Game	2nd Game	3rd Game	4th Game	5th Game
ZIZIUNAS / NARKEVICIUS LTU	4	11	11	9	11	19
TIMUCIN / ERDOGAN TUR	1	6	8	11	8	17
Duration	34min	4min	5min	6min	5min	14min

Match No: WD16

Table: Table 3

Umpires:

Player Statistics	ZIZIUNAS / NARKEVICIUS (LTU)						TIMUCIN / ERDOGAN (TUR)					
	Game					Match	Game					Match
	1	2	3	4	5		1	2	3	4	5	
Points won	11	11	9	11	19	61	6	8	11	8	17	50
Biggest lead	5	4	-	3	3	5	1	2	4	2	1	4
Points won on own serve	7	7	5	7	10	36	5	5	6	5	9	30
Points lost on own serve	1	3	5	3	8	20	4	4	4	4	9	25
Most consecutive points won	3	6	3	5	3	6	2	3	4	3	4	4
Greatest deficit overcome	1	2	-	2	1	2	-	-	-	-	-	-
Handedness/Grip	-						-					

Game/Match Statistics	Game					Match
	1	2	3	4	5	
Longest rally (strokes)	8	9	7	7	9	9
Average rally	2	3	3	3	3	3

#### Game Progress

1	ZIZIUNAS / NARKEVICIUS (LTU)	0	*1	2	*3	5	*6	8	*8	10	11	TIMUCIN / ERDOGAN (TUR)	*0	1	*2	3	*3	4	*4	6	*6	6																						
2	ZIZIUNAS / NARKEVICIUS (LTU)	*0	1	*2	3	*3	5	*7	9	*9	10	11	TIMUCIN / ERDOGAN (TUR)	0	*1	2	*3	5	*5	5	*5	7	*8	8																				
3	ZIZIUNAS / NARKEVICIUS (LTU)	0	*0	0	*1	3	*4	5	*6	8	*9	9	TIMUCIN / ERDOGAN (TUR)	*0	2	*4	5	*5	6	*7	8	*8	9	11																				
4	ZIZIUNAS / NARKEVICIUS (LTU)	*0	1	*1	2	*4	6	*7	8	*8	10	11	TIMUCIN / ERDOGAN (TUR)	0	*1	3	*4	4	*4	5	*6	8	*8	8																				
5	ZIZIUNAS / NARKEVICIUS (LTU)	0	*1	3	*3	4	*5	6	*7	9	*10	10	*10	11	*11	12	*13	13	*14	14	*15	15	TIMUCIN / ERDOGAN (TUR)	*0	1	*1	3	*4	5	*6	7	*7	8	*10	11	*11	12	*12	12	*13	13	*14	14	*15
5	ZIZIUNAS / NARKEVICIUS (LTU)	*15	16	*17	17	*18	19	TIMUCIN / ERDOGAN (TUR)	16	*16	16	*17	17	17																														

#### LEGEND

\* Server

MS Men's Single

MT Men's Team

No. Number

WS Women's Single

WT Women's Team

Note: The "Greatest deficit overcome" only applies when the player ends up winning the game.



MON 24 JUL 2017

### Match Results

Start Time 10:30

ISKENDIROV / KONKUBAYEV (KAZ) 4 - 0

SZELIGA / NOWAK (POL)

#### Game Summary

	Match	1st Game	2nd Game	3rd Game	4th Game
ISKENDIROV / KONKUBAYEV KAZ	4	11	11	11	12
SZELIGA / NOWAK POL	0	8	6	8	10
Duration	18min	4min	4min	4min	6min

Match No: WD17

Table: Table 2

Umpires:

Player Statistics	ISKENDIROV / KONKUBAYEV (KAZ)					SZELIGA / NOWAK (POL)				
	Game				Match	Game				Match
	1	2	3	4		1	2	3	4	
Points won	11	11	11	12	45	8	6	8	10	32
Biggest lead	3	5	5	4	5	4	2	-	-	4
Points won on own serve	3	6	4	4	17	1	4	2	3	10
Points lost on own serve	7	2	6	7	22	8	5	7	8	28
Most consecutive points won	5	7	5	3	7	3	2	3	2	3
Greatest deficit overcome	4	2	-	-	4	-	-	-	-	-
Handedness/Grip	-					-				

Game/Match Statistics	Game				Match
	1	2	3	4	
Longest rally (strokes)	9	9	7	8	9
Average rally	3	5	4	3	4

#### Game Progress

1	ISKENDIROV / KONKUBAYEV (KAZ)	*0	0	*2	2	*3	3	*5	6	*8	10	11		
	SZELIGA / NOWAK (POL)	0	*2	2	*4	5	*7	7	*8	8	*8	8		
2	ISKENDIROV / KONKUBAYEV (KAZ)	0	*0	1	*2	4	*6	8	*9	10	11			
	SZELIGA / NOWAK (POL)	*0	2	*3	4	*4	4	*4	5	*6	6			
3	ISKENDIROV / KONKUBAYEV (KAZ)	*0	2	*4	5	*6	6	*8	9	*10	10	11		
	SZELIGA / NOWAK (POL)	0	*0	0	*1	2	*4	4	*5	6	*8	8		
4	ISKENDIROV / KONKUBAYEV (KAZ)	0	*2	2	*4	5	*7	7	*8	9	*9	10	*11	12
	SZELIGA / NOWAK (POL)	*0	0	*2	2	*3	3	*5	6	*7	9	*10	10	10

#### LEGEND

\* Server

MS Men's Single

MT Men's Team

No. Number

WS Women's Single

WT Women's Team

Note: The "Greatest deficit overcome" only applies when the player ends up winning the game.



MON 24 JUL 2017

### Match Results

Start Time 10:30

SEN / NAIK (IND)

0 - 4

TIAN / XU (CHN)

#### Game Summary

		Match	1st Game	2nd Game	3rd Game	4th Game
SEN / NAIK	IND	0	2	1	5	5
TIAN / XU	CHN	4	11	11	11	11
	Duration	9min	2min	2min	3min	2min

Match No: WD18

Table: Table 1

Umpires:

Player Statistics	SEN / NAIK (IND)					TIAN / XU (CHN)				
	Game				Match	Game				Match
	1	2	3	4		1	2	3	4	
Points won	2	1	5	5	13	11	11	11	11	44
Biggest lead	-	-	-	-	-	9	10	6	6	10
Points won on own serve	2	1	2	3	8	6	6	5	6	23
Points lost on own serve	5	5	6	5	21	-	-	3	2	5
Most consecutive points won	1	1	1	2	2	8	8	3	4	8
Greatest deficit overcome	-	-	-	-	-	-	-	-	-	-
Handedness/Grip	-					-				

Game/Match Statistics	Game				Match
	1	2	3	4	
Longest rally (strokes)	5	6	6	4	6
Average rally	3	3	3	3	3

#### Game Progress

1	SEN / NAIK (IND)	*0	1	*1	2	*2	2	*2	2
	TIAN / XU (CHN)	0	*1	3	*4	6	*8	10	11
2	SEN / NAIK (IND)	0	*0	1	*1	1	*1	1	
	TIAN / XU (CHN)	*0	2	*3	5	*7	9	11	
3	SEN / NAIK (IND)	*0	0	*1	2	*3	3	*4	5
	TIAN / XU (CHN)	0	*2	3	*4	5	*7	8	*9
4	SEN / NAIK (IND)	0	*1	1	*1	3	*3	4	*5
	TIAN / XU (CHN)	*0	1	*3	5	*5	7	*8	9

#### LEGEND

\* Server

MS Men's Single

MT Men's Team

No. Number

WS Women's Single

WT Women's Team

Note: The "Greatest deficit overcome" only applies when the player ends up winning the game.



MON 24 JUL 2017

### Match Results

Start Time 09:00

JUCHNA / TAKINAS (LTU)

4 - 1

ASTAFYEV / SUYNALIEV (RUS)

#### Game Summary

		Match	1st Game	2nd Game	3rd Game	4th Game	5th Game
JUCHNA / TAKINAS	LTU	4	11	7	11	11	11
ASTAFYEV / SUYNALIEV	RUS	1	9	11	4	8	4
	Duration	21min	5min	5min	3min	5min	3min

Match No: WD3

Table: Table 2

Umpires:

Player Statistics	JUCHNA / TAKINAS (LTU)						ASTAFYEV / SUYNALIEV (RUS)					
	Game					Match	Game					Match
	1	2	3	4	5		1	2	3	4	5	
Points won	11	7	11	11	11	51	9	11	4	8	4	36
Biggest lead	2	1	7	3	7	7	5	4	-	2	-	5
Points won on own serve	6	4	5	6	7	28	5	5	2	4	4	20
Points lost on own serve	4	6	2	4	-	16	5	3	6	5	4	23
Most consecutive points won	4	1	4	5	4	5	4	2	2	4	2	4
Greatest deficit overcome	5	-	-	2	-	5	-	1	-	-	-	1
Handedness/Grip	-						-					

Game/Match Statistics	Game					Match
	1	2	3	4	5	
Longest rally (strokes)	12	6	8	7	10	12
Average rally	5	4	4	4	4	4

#### Game Progress

1	JUCHNA / TAKINAS (LTU)	0	*1	2	*2	3	*3	4	*6	7	*9	11
	ASTAFYEV / SUYNALIEV (RUS)	*0	1	*2	4	*5	7	*8	8	*9	9	9
2	JUCHNA / TAKINAS (LTU)	*0	1	*2	3	*4	4	*5	6	*6	7	
	ASTAFYEV / SUYNALIEV (RUS)	0	*1	2	*3	4	*6	7	*8	10	11	
3	JUCHNA / TAKINAS (LTU)	0	*2	4	*5	6	*7	8	*10	11		
	ASTAFYEV / SUYNALIEV (RUS)	*0	0	*0	1	*2	3	*4	4	4		
4	JUCHNA / TAKINAS (LTU)	*0	1	*3	3	*3	5	*5	7	*9	10	11
	ASTAFYEV / SUYNALIEV (RUS)	0	*1	1	*3	5	*5	7	*7	7	*8	8
5	JUCHNA / TAKINAS (LTU)	0	*2	4	*4	6	*7	9	*10	11		
	ASTAFYEV / SUYNALIEV (RUS)	*0	0	*0	2	*2	3	*3	4	4		

#### LEGEND

\* Server

MS Men's Single

MT Men's Team

No. Number

WS Women's Single

WT Women's Team

Note: The "Greatest deficit overcome" only applies when the player ends up winning the game.



MON 24 JUL 2017

### Match Results

Start Time 12:00

JUCHNA / TAKINAS (LTU)

4 - 0

LU / KUO (TPE)

#### Game Summary

		Match	1st Game	2nd Game	3rd Game	4th Game
JUCHNA / TAKINAS	LTU	4	11	13	11	11
LU / KUO	TPE	0	4	11	8	9
	Duration	13min	0min	3min	5min	5min

Match No: WD19

Table: Table 1

Umpires:

Player Statistics	JUCHNA / TAKINAS (LTU)					LU / KUO (TPE)				
	Game				Match	Game				Match
	1	2	3	4		1	2	3	4	
Points won	11	13	11	11	46	4	11	8	9	32
Biggest lead	9	3	3	2	9	-	5	1	2	5
Points won on own serve	5	5	6	6	22	2	4	5	5	16
Points lost on own serve	2	7	3	4	16	4	8	5	5	22
Most consecutive points won	9	8	4	4	9	4	5	3	3	5
Greatest deficit overcome	-	5	1	2	5	-	-	-	-	-
Handedness/Grip	-					-				

Game/Match Statistics	Game				Match
	1	2	3	4	
Longest rally (strokes)	-	5	7	6	7
Average rally	-	1	4	3	2

#### Game Progress

1	JUCHNA / TAKINAS (LTU)	0	*2	4	*6	8	*9	9	*10	11	LU / KUO (TPE)	*0	0	*0	0	*0	1	*3	4	4												
2	JUCHNA / TAKINAS (LTU)	*0	0	*0	1	*3	5	*7	8	*9	9	*10	10	*11	12	13	LU / KUO (TPE)	0	*2	4	*5	5	*5	5	*6	7	*9	10	*11	11	*11	11
3	JUCHNA / TAKINAS (LTU)	0	*1	2	*4	5	*5	6	*7	9	*10	11	LU / KUO (TPE)	*0	1	*2	2	*3	5	*6	7	*7	8	8								
4	JUCHNA / TAKINAS (LTU)	*0	2	*3	3	*5	6	*6	7	*7	9	11	LU / KUO (TPE)	0	*0	1	*3	3	*4	6	*7	9	*9	9								

#### LEGEND

\* Server

MS Men's Single

MT Men's Team

No. Number

WS Women's Single

WT Women's Team

Note: The "Greatest deficit overcome" only applies when the player ends up winning the game.



MON 24 JUL 2017

### Match Results

Start Time 12:00

KRÄMER / KRAMER (AUT)

2 - 4

SHIN / JEON (KOR)

#### Game Summary

		Match	1st Game	2nd Game	3rd Game	4th Game	5th Game	6th Game
KRÄMER / KRAMER	AUT	2	8	11	5	11	9	6
SHIN / JEON	KOR	4	11	3	11	9	11	11
	Duration	34min	5min	4min	5min	7min	8min	5min

Match No: WD20

Table: Table 2

Umpires:

Player Statistics	KRÄMER / KRAMER (AUT)							Match	SHIN / JEON (KOR)							Match
	Game						Match		Game						Match	
	1	2	3	4	5	6			1	2	3	4	5	6		
Points won	8	11	5	11	9	6	50	11	3	11	9	11	11	56		
Biggest lead	1	8	-	3	3	-	8	4	-	6	2	2	5	6		
Points won on own serve	5	6	4	6	4	3	28	7	1	7	5	5	5	30		
Points lost on own serve	4	2	4	4	6	6	26	3	5	1	5	5	3	22		
Most consecutive points won	2	8	2	4	2	2	8	5	1	5	3	5	3	5		
Greatest deficit overcome	-	-	-	2	-	-	2	1	-	-	-	3	-	3		
Handedness/Grip	-								-							

Game/Match Statistics	Game						Match
	1	2	3	4	5	6	
Longest rally (strokes)	7	7	5	10	9	8	10
Average rally	3	4	3	4	4	4	4

#### Game Progress

1	KRÄMER / KRAMER (AUT)	0	*1	1	*1	3	*3	5	*6	7	*8	8
	SHIN / JEON (KOR)	*0	1	*3	5	*5	7	*7	8	*9	10	11
2	KRÄMER / KRAMER (AUT)	*0	2	*4	6	*8	9	*10	11			
	SHIN / JEON (KOR)	0	*0	0	*0	0	*1	2	3			
3	KRÄMER / KRAMER (AUT)	0	*0	1	*2	4	*4	5	*5	5		
	SHIN / JEON (KOR)	*0	2	*3	4	*4	6	*7	9	11		
4	KRÄMER / KRAMER (AUT)	*0	2	*3	3	*4	5	*5	7	*9	10	11
	SHIN / JEON (KOR)	0	*0	1	*3	4	*5	7	*7	7	*8	9
5	KRÄMER / KRAMER (AUT)	0	*1	2	*4	5	*6	7	*7	7	*8	9
	SHIN / JEON (KOR)	*0	1	*2	2	*3	4	*5	7	*9	10	11
6	KRÄMER / KRAMER (AUT)	*0	1	*1	2	*3	3	*4	5	*6	6	
	SHIN / JEON (KOR)	0	*1	3	*4	5	*7	8	*9	10	11	

#### LEGEND

\* Server

MS Men's Single

MT Men's Team

No. Number

WS Women's Single

WT Women's Team

Note: The "Greatest deficit overcome" only applies when the player ends up winning the game.



MON 24 JUL 2017

### Match Results

Start Time 12:00

YAKOVENKO / ZAKLADNYI (UKR)

0 - 4

WANG / ZHANG (CHN)

#### Game Summary

		Match	1st Game	2nd Game	3rd Game	4th Game
YAKOVENKO / ZAKLADNYI	UKR	0	3	5	6	2
WANG / ZHANG	CHN	4	11	11	11	11
Duration		11min	2min	3min	4min	2min

Match No: WD21

Table: Table 3

Umpires:

Player Statistics	YAKOVENKO / ZAKLADNYI (UKR)					WANG / ZHANG (CHN)				
	Game				Match	Game				Match
	1	2	3	4		1	2	3	4	
Points won	3	5	6	2	16	11	11	11	11	44
Biggest lead	-	-	3	-	3	8	6	5	9	9
Points won on own serve	2	2	3	1	8	5	5	5	6	21
Points lost on own serve	6	6	6	5	23	1	3	3	1	8
Most consecutive points won	1	5	4	1	5	5	6	6	6	6
Greatest deficit overcome	-	-	-	-	-	-	-	3	-	3
Handedness/Grip	-					-				

Game/Match Statistics	Game				Match
	1	2	3	4	
Longest rally (strokes)	6	7	6	5	7
Average rally	3	3	3	3	3

#### Game Progress

1	YAKOVENKO / ZAKLADNYI (UKR)	*0	0	*0	1	*1	1	*2	3
	WANG / ZHANG (CHN)	0	*2	4	*5	7	*9	10	11
2	YAKOVENKO / ZAKLADNYI (UKR)	0	*0	0	*1	3	*5	5	*5
	WANG / ZHANG (CHN)	*0	2	*4	5	*5	5	*7	9
3	YAKOVENKO / ZAKLADNYI (UKR)	*0	1	*3	4	*4	4	*5	6
	WANG / ZHANG (CHN)	0	*1	1	*2	4	*6	7	*8
4	YAKOVENKO / ZAKLADNYI (UKR)	0	*0	1	*1	1	*2	2	2
	WANG / ZHANG (CHN)	*0	2	*3	5	*7	8	*10	11

#### LEGEND

\* Server

MS Men's Single

MT Men's Team

No. Number

WS Women's Single

WT Women's Team

Note: The "Greatest deficit overcome" only applies when the player ends up winning the game.





MON 24 JUL 2017

### Match Results

Start Time 12:00

PIETA / RUTOWSKI (POL)

0 - 4

KEINATH / TUTURA (SVK)

#### Game Summary

		Match	1st Game	2nd Game	3rd Game	4th Game
PIETA / RUTOWSKI	POL	0	3	13	4	5
KEINATH / TUTURA	SVK	4	11	15	11	11
Duration		16min	2min	8min	3min	3min

Match No: WD22

Table: Table 4

Umpires:

Player Statistics	PIETA / RUTOWSKI (POL)					KEINATH / TUTURA (SVK)				
	Game				Match	Game				Match
	1	2	3	4		1	2	3	4	
Points won	3	13	4	5	25	11	15	11	11	48
Biggest lead	2	1	-	2	2	8	3	7	6	8
Points won on own serve	-	9	1	2	12	5	10	5	5	25
Points lost on own serve	6	5	6	6	23	3	4	3	3	13
Most consecutive points won	2	3	1	2	3	8	3	6	6	8
Greatest deficit overcome	-	-	-	-	-	2	1	-	2	2
Handedness/Grip	-					-				

Game/Match Statistics	Game				Match
	1	2	3	4	
Longest rally (strokes)	8	10	7	4	10
Average rally	2	3	3	3	3

#### Game Progress

1	PIETA / RUTOWSKI (POL)	0	*2	2	*3	3	*3	3	3											
	KEINATH / TUTURA (SVK)	*0	0	*2	3	*5	7	*9	11											
2	PIETA / RUTOWSKI (POL)	*0	1	*1	2	*3	5	*5	6	*7	9	*10	11	*11	12	*12	12	*13	13	13
	KEINATH / TUTURA (SVK)	0	*1	3	*4	5	*5	7	*8	9	*9	10	*10	11	*11	12	*13	13	*14	15
3	PIETA / RUTOWSKI (POL)	0	*1	1	*2	2	*2	3	*4	4										
	KEINATH / TUTURA (SVK)	*0	1	*3	4	*6	8	*9	10	11										
4	PIETA / RUTOWSKI (POL)	*0	2	*3	3	*3	3	*4	4	5										
	KEINATH / TUTURA (SVK)	0	*0	1	*3	5	*7	8	*10	11										

#### LEGEND

\* Server

MS Men's Single

MT Men's Team

No. Number

WS Women's Single

WT Women's Team

Note: The "Greatest deficit overcome" only applies when the player ends up winning the game.



MON 24 JUL 2017

### Match Results

Start Time 12:00

WANG / YANG (TPE)

4 - 1

KIM / CHOI (KOR)

#### Game Summary

		Match	1st Game	2nd Game	3rd Game	4th Game	5th Game
WANG / YANG	TPE	4	11	11	8	11	11
KIM / CHOI	KOR	1	6	0	11	9	7
	Duration	22min	3min	3min	5min	6min	5min

Match No: WD23

Table: Table 5

Umpires:

Player Statistics	WANG / YANG (TPE)						KIM / CHOI (KOR)					
	Game					Match	Game					Match
	1	2	3	4	5		1	2	3	4	5	
Points won	11	11	8	11	11	52	6	-	11	9	7	33
Biggest lead	5	11	3	3	4	11	1	-	3	3	1	3
Points won on own serve	6	6	5	4	5	26	4	-	7	3	4	18
Points lost on own serve	2	-	4	6	3	15	5	5	3	7	6	26
Most consecutive points won	4	11	3	3	5	11	2	-	4	5	2	5
Greatest deficit overcome	1	-	-	3	1	3	-	-	3	-	-	3
Handedness/Grip	-						-					

Game/Match Statistics	Game					Match
	1	2	3	4	5	
Longest rally (strokes)	5	10	6	9	7	10
Average rally	3	3	3	4	3	3

#### Game Progress

1	WANG / YANG (TPE)	0	*1	2	*3	4	*5	7	*8	10	11	
	KIM / CHOI (KOR)	*0	1	*2	3	*4	5	*5	6	*6	6	
2	WANG / YANG (TPE)	*0	2	*4	6	*8	10	11				
	KIM / CHOI (KOR)	0	*0	0	*0	0	*0	0				
3	WANG / YANG (TPE)	0	*1	3	*4	4	*5	6	*6	8	*8	8
	KIM / CHOI (KOR)	*0	1	*1	2	*4	5	*6	8	*8	10	11
4	WANG / YANG (TPE)	*0	1	*3	4	*5	5	*5	6	*8	9	11
	KIM / CHOI (KOR)	0	*1	1	*2	3	*5	7	*8	8	*9	9
5	WANG / YANG (TPE)	0	*1	2	*3	4	*5	6	*7	9	11	
	KIM / CHOI (KOR)	*0	1	*2	3	*4	5	*6	7	*7	7	

#### LEGEND

\* Server

MS Men's Single

MT Men's Team

No. Number

WS Women's Single

WT Women's Team

Note: The "Greatest deficit overcome" only applies when the player ends up winning the game.



MON 24 JUL 2017

### Match Results

Start Time 12:00

KRATOCHVIL / MATOUS (CZE)

1 - 4

CHULKOV / PISHCHUK (RUS)

#### Game Summary

		Match	1st Game	2nd Game	3rd Game	4th Game	5th Game
KRATOCHVIL / MATOUS	CZE	1	7	7	11	8	8
CHULKOV / PISHCHUK	RUS	4	11	11	9	11	11
	Duration	0min	0min	0min	0min	0min	0min

Match No: WD24

Table: Table 7

Umpires:

Player Statistics	KRATOCHVIL / MATOUS (CZE)						CHULKOV / PISHCHUK (RUS)					
	Game					Match	Game					Match
	1	2	3	4	5		1	2	3	4	5	
Points won	7	7	11	8	8	41	11	11	9	11	11	53
Biggest lead	-	-	9	-	-	9	8	9	-	8	6	9
Points won on own serve	4	4	5	4	4	21	5	5	4	5	6	25
Points lost on own serve	6	4	5	6	5	26	3	3	6	4	4	20
Most consecutive points won	7	7	9	8	6	9	8	9	9	8	6	9
Greatest deficit overcome	-	-	-	-	-	-	-	-	-	-	-	-
Handedness/Grip	-						-					

Game/Match Statistics	Game					Match
	1	2	3	4	5	
Longest rally (strokes)	3	-	-	-	4	4
Average rally	-	-	-	-	1	-

#### Game Progress

1	KRATOCHVIL / MATOUS (CZE)	*0	0	*0	0	*0	2	*4	6	*7	7
	CHULKOV / PISHCHUK (RUS)	0	*2	4	*6	8	*8	8	*8	9	11
2	KRATOCHVIL / MATOUS (CZE)	0	*0	0	*0	0	*1	3	*5	7	7
	CHULKOV / PISHCHUK (RUS)	*0	2	*4	6	*8	9	*9	9	*9	11
3	KRATOCHVIL / MATOUS (CZE)	*0	2	*4	6	*8	9	*9	9	*9	11
	CHULKOV / PISHCHUK (RUS)	0	*0	0	*0	0	*1	3	*5	7	9
4	KRATOCHVIL / MATOUS (CZE)	*0	0	*0	0	*0	2	*4	6	*8	8
	CHULKOV / PISHCHUK (RUS)	0	*2	4	*6	8	*8	8	*8	8	10
5	KRATOCHVIL / MATOUS (CZE)	0	*0	0	*0	2	*4	6	*6	6	*8
	CHULKOV / PISHCHUK (RUS)	*0	2	*4	6	*6	6	*6	8	*10	10

#### LEGEND

\* Server

MS Men's Single

MT Men's Team

No. Number

WS Women's Single

WT Women's Team

Note: The "Greatest deficit overcome" only applies when the player ends up winning the game.



MON 24 JUL 2017

### Match Results

Start Time 12:00

KUZMENKO / VELIIEV (UKR)

3 - 4

ZIZIUNAS / NARKEVICIUS (LTU)

#### Game Summary

	Match	1st Game	2nd Game	3rd Game	4th Game	5th Game	6th Game	7th Game
KUZMENKO / VELIIEV UKR	3	8	11	6	7	11	12	7
ZIZIUNAS / NARKEVICIUS LTU	4	11	2	11	11	8	10	11
Duration	34min	3min	3min	5min	5min	6min	6min	6min

Match No: WD25

Table: Table 8

Umpires:

Player Statistics	KUZMENKO / VELIIEV (UKR)								Match	ZIZIUNAS / NARKEVICIUS (LTU)								Match
	Game									Game								
	1	2	3	4	5	6	7			1	2	3	4	5	6	7		
Points won	8	11	6	7	11	12	7	62	11	2	11	11	8	10	11	64		
Biggest lead	-	9	-	1	3	2	-	9	8	-	5	4	2	4	4	8		
Points won on own serve	3	7	4	3	8	6	5	36	5	2	7	4	7	5	8	38		
Points lost on own serve	6	-	4	7	1	5	3	26	5	4	2	4	3	6	2	26		
Most consecutive points won	6	6	1	3	3	4	2	6	5	1	3	4	2	3	3	5		
Greatest deficit overcome	-	-	-	-	2	4	-	4	-	-	-	1	-	-	-	1		
Handedness/Grip	-									-								

Game/Match Statistics	Game							Match
	1	2	3	4	5	6	7	
Longest rally (strokes)	7	6	10	6	8	7	5	10
Average rally	3	3	4	3	4	3	3	3

#### Game Progress

1	KUZMENKO / VELIIEV (UKR)	0	*0	0	*1	2	*2	2	*4	6	*8	8	ZIZIUNAS / NARKEVICIUS (LTU)	*0	2	*4	5	*6	8	*10	10	*10	10	11				
2	KUZMENKO / VELIIEV (UKR)	*0	2	*3	5	*6	8	*10	11	ZIZIUNAS / NARKEVICIUS (LTU)	0	*0	1	*1	2	*2	2	2										
3	KUZMENKO / VELIIEV (UKR)	0	*1	2	*2	3	*4	5	*5	6	6	ZIZIUNAS / NARKEVICIUS (LTU)	*0	1	*2	4	*5	6	*7	9	*10	11						
4	KUZMENKO / VELIIEV (UKR)	*0	0	*2	3	*4	4	*5	7	*7	7	ZIZIUNAS / NARKEVICIUS (LTU)	0	*2	2	*3	4	*6	7	*7	9	11						
5	KUZMENKO / VELIIEV (UKR)	0	*0	2	*3	5	*6	7	*7	9	*10	11	ZIZIUNAS / NARKEVICIUS (LTU)	*0	2	*2	3	*3	4	*5	7	*7	8	8				
6	KUZMENKO / VELIIEV (UKR)	*0	0	*1	2	*2	4	*6	6	*7	9	*10	11	12	ZIZIUNAS / NARKEVICIUS (LTU)	0	*2	3	*4	6	*6	6	*8	9	*9	10	*10	10
7	KUZMENKO / VELIIEV (UKR)	0	*0	1	*2	3	*4	5	*5	7	7	ZIZIUNAS / NARKEVICIUS (LTU)	*0	2	*3	4	*5	6	*7	9	*9	11						

#### LEGEND

\* Server

MS Men's Single

MT Men's Team

No. Number

WS Women's Single

WT Women's Team

Note: The "Greatest deficit overcome" only applies when the player ends up winning the game.



MON 24 JUL 2017

### Match Results

Start Time 12:00

ISKENDIROV / KONKUBAYEV (KAZ) 2 - 4

TIAN / XU (CHN)

#### Game Summary

		Match	1st Game	2nd Game	3rd Game	4th Game	5th Game	6th Game
ISKENDIROV / KONKUBAYEV	KAZ	2	4	11	11	12	2	9
TIAN / XU	CHN	4	11	13	8	10	11	11
	Duration	28min	3min	5min	5min	6min	3min	6min

Match No: WD26

Table: Table 9

Umpires:

Player Statistics	ISKENDIROV / KONKUBAYEV (KAZ)							Match	TIAN / XU (CHN)							Match
	Game						Match		Game						Match	
	1	2	3	4	5	6			1	2	3	4	5	6		
Points won	4	11	11	12	2	9	49	11	13	8	10	11	11	64		
Biggest lead	1	4	7	2	-	-	7	7	2	-	3	9	3	9		
Points won on own serve	1	6	7	7	1	5	27	5	7	6	6	6	5	35		
Points lost on own serve	6	6	2	4	5	6	29	3	5	4	5	1	4	22		
Most consecutive points won	2	4	4	4	1	3	4	5	4	3	3	5	3	5		
Greatest deficit overcome	-	-	-	3	-	-	3	1	4	-	-	-	-	4		
Handedness/Grip	-								-							

Game/Match Statistics	Game						Match
	1	2	3	4	5	6	
Longest rally (strokes)	9	9	8	8	8	15	15
Average rally	4	4	4	4	4	4	4

#### Game Progress

1	ISKENDIROV / KONKUBAYEV (KAZ)	0	*1	2	*3	3	*4	4	*4	4						
	TIAN / XU (CHN)	*0	1	*2	3	*5	6	*8	10	11						
2	ISKENDIROV / KONKUBAYEV (KAZ)	*0	1	*2	3	*3	5	*7	8	*10	10	*10	11	*11	11	11
	TIAN / XU (CHN)	0	*1	2	*3	5	*5	5	*6	6	*8	10	*10	11	*12	13
3	ISKENDIROV / KONKUBAYEV (KAZ)	0	*2	4	*5	7	*8	9	*9	10	*10	11				
	TIAN / XU (CHN)	*0	0	*0	1	*1	2	*3	5	*6	8	8				
4	ISKENDIROV / KONKUBAYEV (KAZ)	*0	1	*2	3	*3	5	*5	6	*8	9	*10	11	12		
	TIAN / XU (CHN)	0	*1	2	*3	5	*5	7	*8	8	*9	10	*10	10		
5	ISKENDIROV / KONKUBAYEV (KAZ)	0	*0	1	*1	1	*2	2	2							
	TIAN / XU (CHN)	*0	2	*3	5	*7	8	*10	11							
6	ISKENDIROV / KONKUBAYEV (KAZ)	*0	0	*1	2	*3	4	*5	7	*8	9	*9	9			
	TIAN / XU (CHN)	0	*2	3	*4	5	*6	7	*7	8	*9	10	11			

#### LEGEND

\* Server

MS Men's Single

MT Men's Team

No. Number

WS Women's Single

WT Women's Team

Note: The "Greatest deficit overcome" only applies when the player ends up winning the game.



MON 24 JUL 2017

### Match Results

Start Time 14:00

JUCHNA / TAKINAS (LTU)

4 - 0

SHIN / JEON (KOR)

#### Game Summary

		Match	1st Game	2nd Game	3rd Game	4th Game
<b>JUCHNA / TAKINAS</b>	<b>LTU</b>	<b>4</b>	11	11	11	11
<b>SHIN / JEON</b>	<b>KOR</b>	<b>0</b>	9	8	6	8
Duration		<b>18min</b>	5min	5min	4min	4min

Match No: WD27

Table: Table 9

Umpires:

Player Statistics	JUCHNA / TAKINAS (LTU)					SHIN / JEON (KOR)				
	Game				Match	Game				Match
	1	2	3	4		1	2	3	4	
Points won	11	11	11	11	<b>44</b>	9	8	6	8	<b>31</b>
Biggest lead	2	3	5	3	<b>5</b>	1	1	1	1	<b>1</b>
Points won on own serve	6	6	4	5	<b>21</b>	5	4	2	3	<b>14</b>
Points lost on own serve	4	4	4	5	<b>17</b>	5	5	7	6	<b>23</b>
Most consecutive points won	3	3	4	3	<b>4</b>	3	3	2	1	<b>3</b>
Greatest deficit overcome	1	1	1	1	<b>1</b>	-	-	-	-	<b>-</b>
Handedness/Grip	-					-				

Game/Match Statistics	Game				Match
	1	2	3	4	
Longest rally (strokes)	8	7	9	6	<b>9</b>
Average rally	4	4	4	3	<b>4</b>

#### Game Progress

1	JUCHNA / TAKINAS (LTU)	0	*2	3	*3	4	*5	7	*8	8	*9	11
	SHIN / JEON (KOR)	*0	0	*1	3	*4	5	*5	6	*8	9	9
2	JUCHNA / TAKINAS (LTU)	*0	1	*3	4	*5	6	*6	8	*9	10	11
	SHIN / JEON (KOR)	0	*1	1	*2	3	*4	6	*6	7	*8	8
3	JUCHNA / TAKINAS (LTU)	0	*1	2	*3	4	*6	7	*9	10	11	
	SHIN / JEON (KOR)	*0	1	*2	3	*4	4	*5	5	*6	6	
4	JUCHNA / TAKINAS (LTU)	*0	1	*3	4	*5	6	*7	8	*9	10	11
	SHIN / JEON (KOR)	0	*1	1	*2	3	*4	5	*6	7	*8	8

#### LEGEND

\* Server

MS Men's Single

MT Men's Team

No. Number

WS Women's Single

WT Women's Team

Note: The "Greatest deficit overcome" only applies when the player ends up winning the game.



MON 24 JUL 2017

### Match Results

Start Time 14:00

WANG / ZHANG (CHN)

4 - 0

KEINATH / TUTURA (SVK)

#### Game Summary

		Match	1st Game	2nd Game	3rd Game	4th Game
<b>WANG / ZHANG</b>	<b>CHN</b>	<b>4</b>	11	11	11	11
<b>KEINATH / TUTURA</b>	<b>SVK</b>	<b>0</b>	5	9	5	8
Duration		<b>17min</b>	3min	5min	3min	6min

Match No: WD28

Table: Table 7

Umpires:

Player Statistics	WANG / ZHANG (CHN)					KEINATH / TUTURA (SVK)				
	Game				Match	Game				Match
	1	2	3	4		1	2	3	4	
Points won	11	11	11	11	<b>44</b>	5	9	5	8	<b>27</b>
Biggest lead	6	3	6	3	<b>6</b>	2	-	2	2	<b>2</b>
Points won on own serve	7	7	5	7	<b>26</b>	4	6	2	5	<b>17</b>
Points lost on own serve	1	3	3	3	<b>10</b>	4	4	6	4	<b>18</b>
Most consecutive points won	4	2	7	4	<b>7</b>	2	2	3	3	<b>3</b>
Greatest deficit overcome	2	-	2	2	<b>2</b>	-	-	-	-	<b>-</b>
Handedness/Grip	-					-				

Game/Match Statistics	Game				Match
	1	2	3	4	
Longest rally (strokes)	7	8	5	8	<b>8</b>
Average rally	4	4	3	4	<b>4</b>

#### Game Progress

1	WANG / ZHANG (CHN)	0	*0	2	*4	5	*6	8	*9	11		
	KEINATH / TUTURA (SVK)	*0	2	*2	2	*3	4	*4	5	5		
2	WANG / ZHANG (CHN)	*0	2	*3	4	*5	6	*6	8	*9	10	11
	KEINATH / TUTURA (SVK)	0	*0	1	*2	3	*4	6	*6	7	*8	9
3	WANG / ZHANG (CHN)	0	*1	1	*3	5	*7	8	*9	11		
	KEINATH / TUTURA (SVK)	*0	1	*3	3	*3	3	*4	5	5		
4	WANG / ZHANG (CHN)	*0	1	*1	2	*4	6	*7	8	*8	10	11
	KEINATH / TUTURA (SVK)	0	*1	3	*4	4	*4	5	*6	8	*8	8

#### LEGEND

\* Server

MS Men's Single

MT Men's Team

No. Number

WS Women's Single

WT Women's Team

Note: The "Greatest deficit overcome" only applies when the player ends up winning the game.



MON 24 JUL 2017

### Match Results

Start Time 14:00

WANG / YANG (TPE)

4 - 1

CHULKOV / PISHCHUK (RUS)

**Game Summary**

		Match	1st Game	2nd Game	3rd Game	4th Game	5th Game
WANG / YANG	TPE	4	10	11	11	11	11
CHULKOV / PISHCHUK	RUS	1	12	4	5	6	8
	Duration	21min	5min	2min	4min	5min	5min

Match No: WD29

Table: Table 4

Umpires:

Player Statistics	WANG / YANG (TPE)						CHULKOV / PISHCHUK (RUS)					
	Game					Match	Game					Match
	1	2	3	4	5		1	2	3	4	5	
Points won	10	11	11	11	11	54	12	4	5	6	8	35
Biggest lead	5	7	6	5	5	7	2	-	2	1	1	2
Points won on own serve	5	8	6	5	7	31	6	4	3	2	6	21
Points lost on own serve	6	-	2	4	2	14	5	3	5	6	4	23
Most consecutive points won	4	3	8	4	4	8	7	2	2	2	2	7
Greatest deficit overcome	-	-	2	1	1	2	5	-	-	-	-	5
Handedness/Grip	-						-					

Game/Match Statistics	Game					Match
	1	2	3	4	5	
Longest rally (strokes)	7	5	6	10	7	10
Average rally	3	2	4	4	3	3

**Game Progress**

1	WANG / YANG (TPE)	0	*1	3	*4	6	*7	7	*7	7	*9	10	*10	10
	CHULKOV / PISHCHUK (RUS)	*0	1	*1	2	*2	3	*5	7	*9	9	*10	11	12
2	WANG / YANG (TPE)	*0	2	*2	4	*5	7	*8	10	11				
	CHULKOV / PISHCHUK (RUS)	0	*0	2	*2	3	*3	4	*4	4				
3	WANG / YANG (TPE)	0	*1	2	*2	3	*5	7	*9	11				
	CHULKOV / PISHCHUK (RUS)	*0	1	*2	4	*5	5	*5	5	5				
4	WANG / YANG (TPE)	*0	1	*3	4	*5	7	*8	8	*10	11			
	CHULKOV / PISHCHUK (RUS)	0	*1	1	*2	3	*3	4	*6	6	6			
5	WANG / YANG (TPE)	0	*1	3	*4	6	*7	8	*9	10	*10	11		
	CHULKOV / PISHCHUK (RUS)	*0	1	*1	2	*2	3	*4	5	*6	8	8		

**LEGEND**

\* Server

MS Men's Single

MT Men's Team

No. Number

WS Women's Single

WT Women's Team

**Note:** The "Greatest deficit overcome" only applies when the player ends up winning the game.





MON 24 JUL 2017

### Match Results

Start Time 14:00

ZIZIUNAS / NARKEVICIUS (LTU)

1 - 4

TIAN / XU (CHN)

#### Game Summary

		Match	1st Game	2nd Game	3rd Game	4th Game	5th Game
ZIZIUNAS / NARKEVICIUS	LTU	1	18	6	8	1	10
TIAN / XU	CHN	4	16	11	11	11	12
Duration		28min	10min	4min	7min	2min	5min

Match No: WD30

Table: Table 1

Umpires:

Player Statistics	ZIZIUNAS / NARKEVICIUS (LTU)						TIAN / XU (CHN)					
	Game					Match	Game					Match
	1	2	3	4	5		1	2	3	4	5	
Points won	18	6	8	1	10	43	16	11	11	11	12	61
Biggest lead	3	1	-	-	1	3	2	5	6	10	3	10
Points won on own serve	10	3	5	1	7	26	9	5	7	6	8	35
Points lost on own serve	7	6	4	5	4	26	8	3	3	-	3	17
Most consecutive points won	3	2	2	1	2	3	3	6	6	6	3	6
Greatest deficit overcome	2	-	-	-	-	2	-	1	-	-	1	1
Handedness/Grip	-						-					

Game/Match Statistics	Game					Match
	1	2	3	4	5	
Longest rally (strokes)	6	5	5	7	6	7
Average rally	3	3	3	4	3	3

#### Game Progress

1	ZIZIUNAS / NARKEVICIUS (LTU)	0	*1	2	*4	5	*5	6	*7	8	*8	10	*11	11	*12	12	*12	13	*13	14	*15	15	
	TIAN / XU (CHN)	*0	1	*2	2	*3	5	*6	7	*8	10	*10	10	*11	11	*12	13	*13	14	*14	14	*15	
1	ZIZIUNAS / NARKEVICIUS (LTU)	*15	16	*17	18																		
	TIAN / XU (CHN)	16	*16	16	16																		
2	ZIZIUNAS / NARKEVICIUS (LTU)	*0	1	*1	1	*2	3	*4	5	*6	6												
	TIAN / XU (CHN)	0	*1	3	*5	6	*7	8	*9	10	11												
3	ZIZIUNAS / NARKEVICIUS (LTU)	0	*0	0	*0	2	*3	4	*5	7	*8	8											
	TIAN / XU (CHN)	*0	2	*4	6	*6	7	*8	9	*9	10	11											
4	ZIZIUNAS / NARKEVICIUS (LTU)	*0	0	*0	1	*1	1	1															
	TIAN / XU (CHN)	0	*2	4	*5	7	*9	11															
5	ZIZIUNAS / NARKEVICIUS (LTU)	0	*1	2	*2	4	*5	6	*6	7	*8	10	*10	10									
	TIAN / XU (CHN)	*0	1	*2	4	*4	5	*6	8	*9	10	*10	11	12									

#### LEGEND

\* Server

MS Men's Single

MT Men's Team

No. Number

WS Women's Single

WT Women's Team

Note: The "Greatest deficit overcome" only applies when the player ends up winning the game.



MON 24 JUL 2017

### Match Results

Start Time 15:00

JUCHNA / TAKINAS (LTU)

0 - 4

WANG / ZHANG (CHN)

#### Game Summary

		Match	1st Game	2nd Game	3rd Game	4th Game
JUCHNA / TAKINAS	LTU	0	6	5	7	2
WANG / ZHANG	CHN	4	11	11	11	11
Duration		12min	3min	3min	4min	2min

Match No: WD31

Table: Table 2

Umpires:

Player Statistics	JUCHNA / TAKINAS (LTU)					WANG / ZHANG (CHN)				
	Game				Match	Game				Match
	1	2	3	4		1	2	3	4	
Points won	6	5	7	2	20	11	11	11	11	44
Biggest lead	2	-	-	-	2	5	6	4	9	9
Points won on own serve	5	2	3	-	10	8	5	6	4	23
Points lost on own serve	3	6	5	7	21	1	3	4	2	10
Most consecutive points won	2	2	3	1	3	3	4	4	6	6
Greatest deficit overcome	-	-	-	-	-	2	-	-	-	2
Handedness/Grip	-					-				

Game/Match Statistics	Game				Match
	1	2	3	4	
Longest rally (strokes)	5	7	7	5	7
Average rally	4	4	3	3	4

#### Game Progress

1	JUCHNA / TAKINAS (LTU)	0	*1	3	*3	4	*4	5	*5	6	6
	WANG / ZHANG (CHN)	*0	1	*1	3	*4	6	*7	9	*10	11
2	JUCHNA / TAKINAS (LTU)	*0	0	*1	2	*3	4	*5	5	5	
	WANG / ZHANG (CHN)	0	*2	3	*4	5	*6	7	*9	11	
3	JUCHNA / TAKINAS (LTU)	0	*0	0	*2	3	*4	6	*7	7	7
	WANG / ZHANG (CHN)	*0	2	*4	4	*5	6	*6	7	*9	11
4	JUCHNA / TAKINAS (LTU)	*0	0	*0	0	*1	1	*2	2	2	
	WANG / ZHANG (CHN)	0	*2	4	*6	7	*9	10	11		

#### LEGEND

\* Server

MS Men's Single

MT Men's Team

No. Number

WS Women's Single

WT Women's Team

Note: The "Greatest deficit overcome" only applies when the player ends up winning the game.



MON 24 JUL 2017

### Match Results

Start Time 15:00

WANG / YANG (TPE)

4 - 1

TIAN / XU (CHN)

#### Game Summary

		Match	1st Game	2nd Game	3rd Game	4th Game	5th Game
WANG / YANG	TPE	4	11	11	11	9	11
TIAN / XU	CHN	1	8	6	5	11	5
	Duration	23min	4min	5min	4min	5min	5min

Match No: WD32

Table: Table 3

Umpires:

Player Statistics	WANG / YANG (TPE)						TIAN / XU (CHN)					
	Game					Match	Game					Match
	1	2	3	4	5		1	2	3	4	5	
Points won	11	11	11	9	11	53	8	6	5	11	5	35
Biggest lead	3	5	6	1	6	6	3	-	-	4	-	4
Points won on own serve	6	3	5	4	5	23	4	1	2	5	2	14
Points lost on own serve	4	5	3	6	3	21	5	8	6	5	6	30
Most consecutive points won	3	3	5	4	4	5	3	2	3	3	2	3
Greatest deficit overcome	3	-	-	-	-	3	-	-	-	1	-	1
Handedness/Grip	-						-					

Game/Match Statistics	Game					Match
	1	2	3	4	5	
Longest rally (strokes)	7	13	10	9	15	15
Average rally	5	6	5	4	5	5

#### Game Progress

1	WANG / YANG (TPE)	*0	0	*1	2	*3	5	*6	7	*8	10	11
	TIAN / XU (CHN)	0	*2	3	*4	5	*5	6	*7	8	*8	8
2	WANG / YANG (TPE)	0	*1	2	*4	5	*7	7	*9	10	11	
	TIAN / XU (CHN)	*0	1	*2	2	*3	3	*5	5	*6	6	
3	WANG / YANG (TPE)	*0	2	*4	5	*7	8	*8	9	11		
	TIAN / XU (CHN)	0	*0	0	*1	1	*2	4	*5	5		
4	WANG / YANG (TPE)	0	*1	2	*2	3	*4	4	*6	8	*9	9
	TIAN / XU (CHN)	*0	1	*2	4	*5	6	*8	8	*8	9	11
5	WANG / YANG (TPE)	*0	2	*4	4	*6	8	*9	10	11		
	TIAN / XU (CHN)	0	*0	0	*2	2	*2	3	*4	5		

#### LEGEND

\* Server

MS Men's Single

MT Men's Team

No. Number

WS Women's Single

WT Women's Team

Note: The "Greatest deficit overcome" only applies when the player ends up winning the game.



MON 24 JUL 2017

### Match Results

Start Time 17:00

WANG / ZHANG (CHN)

4 - 3

WANG / YANG (TPE)

#### Game Summary

	Match	1st Game	2nd Game	3rd Game	4th Game	5th Game	6th Game	7th Game
WANG / ZHANG CHN	4	10	9	11	12	5	11	11
WANG / YANG TPE	3	12	11	6	10	11	8	5
Duration	44min	5min	6min	5min	7min	6min	8min	7min

Match No: WD33

Table: Table 1

Umpires:

Player Statistics	WANG / ZHANG (CHN)								Match	WANG / YANG (TPE)								Match
	Game									Game								
	1	2	3	4	5	6	7			1	2	3	4	5	6	7		
Points won	10	9	11	12	5	11	11	69	12	11	6	10	11	8	5	63		
Biggest lead	1	5	5	2	-	4	6	6	3	2	-	1	6	2	2	6		
Points won on own serve	5	5	4	7	1	5	8	35	6	6	2	6	4	3	5	32		
Points lost on own serve	6	5	4	4	7	5	-	31	5	4	7	5	4	6	3	34		
Most consecutive points won	3	4	3	3	3	4	3	4	4	6	1	2	4	2	2	6		
Greatest deficit overcome	-	-	-	1	-	2	2	2	1	5	-	-	-	-	-	5		
Handedness/Grip	-									-								

Game/Match Statistics	Game							Match
	1	2	3	4	5	6	7	
Longest rally (strokes)	8	7	6	8	9	9	8	9
Average rally	4	4	4	4	5	4	4	4

#### Game Progress

1	WANG / ZHANG (CHN)	0	*1	2	*3	4	*5	5	*6	8	*9	10	*10	10
	WANG / YANG (TPE)	*0	1	*2	3	*4	5	*7	8	*8	9	*10	11	12
2	WANG / ZHANG (CHN)	*0	1	*3	5	*6	7	*7	7	*8	9	9		
	WANG / YANG (TPE)	0	*1	1	*1	2	*3	5	*7	8	*9	11		
3	WANG / ZHANG (CHN)	0	*1	2	*3	4	*6	7	*9	10	11			
	WANG / YANG (TPE)	*0	1	*2	3	*4	4	*5	5	*6	6			
4	WANG / ZHANG (CHN)	*0	2	*2	4	*5	5	*6	7	*8	9	*10	11	12
	WANG / YANG (TPE)	0	*0	2	*2	3	*5	6	*7	8	*9	10	*10	10
5	WANG / ZHANG (CHN)	0	*0	0	*2	3	*4	4	*5	5				
	WANG / YANG (TPE)	*0	2	*4	4	*5	6	*8	9	11				
6	WANG / ZHANG (CHN)	*0	0	*2	3	*5	7	*7	8	*9	10	11		
	WANG / YANG (TPE)	0	*2	2	*3	3	*3	5	*6	7	*8	8		
7	WANG / ZHANG (CHN)	0	*0	2	*3	5	*6	8	*9	11				
	WANG / YANG (TPE)	*0	2	*2	3	*3	4	*4	5	5				

#### LEGEND

\* Server

MS Men's Single

MT Men's Team

No. Number

WS Women's Single

WT Women's Team

Note: The "Greatest deficit overcome" only applies when the player ends up winning the game.



## Draw

Rank	Id		a	b	c	d	Matches		
							Played	Won	Lost
1	a	Korea	---	3-1 - 1-3	3-2 - 2-3	3-0 - 0-3	36	17	19
2	b	Ukraine	1-3 - 3-1	---	3-1 - 1-3	3-0 - 0-3	7	4	3
3	c	Hong Kong	2-3 - 3-2	1-3 - 3-1	---	3-0 - 0-3	3	1	2
4	d	Turkey	0-3 - 3-0	0-3 - 3-0	0-3 - 3-0	---	35	1	34

Rank	Id		a	b	c	d	Matches		
							Played	Won	Lost
1	a	China	---	3-0 - 0-3	3-0 - 0-3	3-0 - 0-3	6	6	0
2	b	Germany	0-3 - 3-0	---	3-1 - 1-3	3-1 - 1-3	4	2	2
3	c	Austria	0-3 - 3-0	1-3 - 3-1	---	3-0 - 0-3	6	3	3
4	d	Thailandia	0-3 - 3-0	1-3 - 3-1	0-3 - 3-0	---	4	0	4

Rank	Id		a	b	c	d	Matches		
							Played	Won	Lost
1	a	Lithuania	---	3-0 - 0-3	3-0 - 0-3	3-0 - 0-3	3	3	0
2	b	Kazakhstan	0-3 - 3-0	---	3-1 - 1-3	3-0 - 0-3	4	3	1
3	c	Bulgaria	0-3 - 3-0	1-3 - 3-1	---	3-2 - 2-3	4	1	3
4	d	Poland	0-3 - 3-0	0-3 - 3-0	2-3 - 3-2	---	26	0	26

Rank	Id		a	b	c	d	Matches		
							Played	Won	Lost
1	a	Chinese Taipei	---	3-1 - 1-3	3-0 - 0-3	3-0 - 0-3	5	5	0
2	b	Russia	1-3 - 3-1	---	3-1 - 1-3	3-0 - 0-3	21	4	17
3	c	Czech Republic	0-3 - 3-0	1-3 - 3-1	---	3-2 - 2-3	8	2	6
4	d	Hungary	0-3 - 3-0	0-3 - 3-0	2-3 - 3-2	---	47	15	32

Approval date/time: WED 19 JUL 2017 15:11

Referee: \_\_\_\_\_

ITTF TD: \_\_\_\_\_

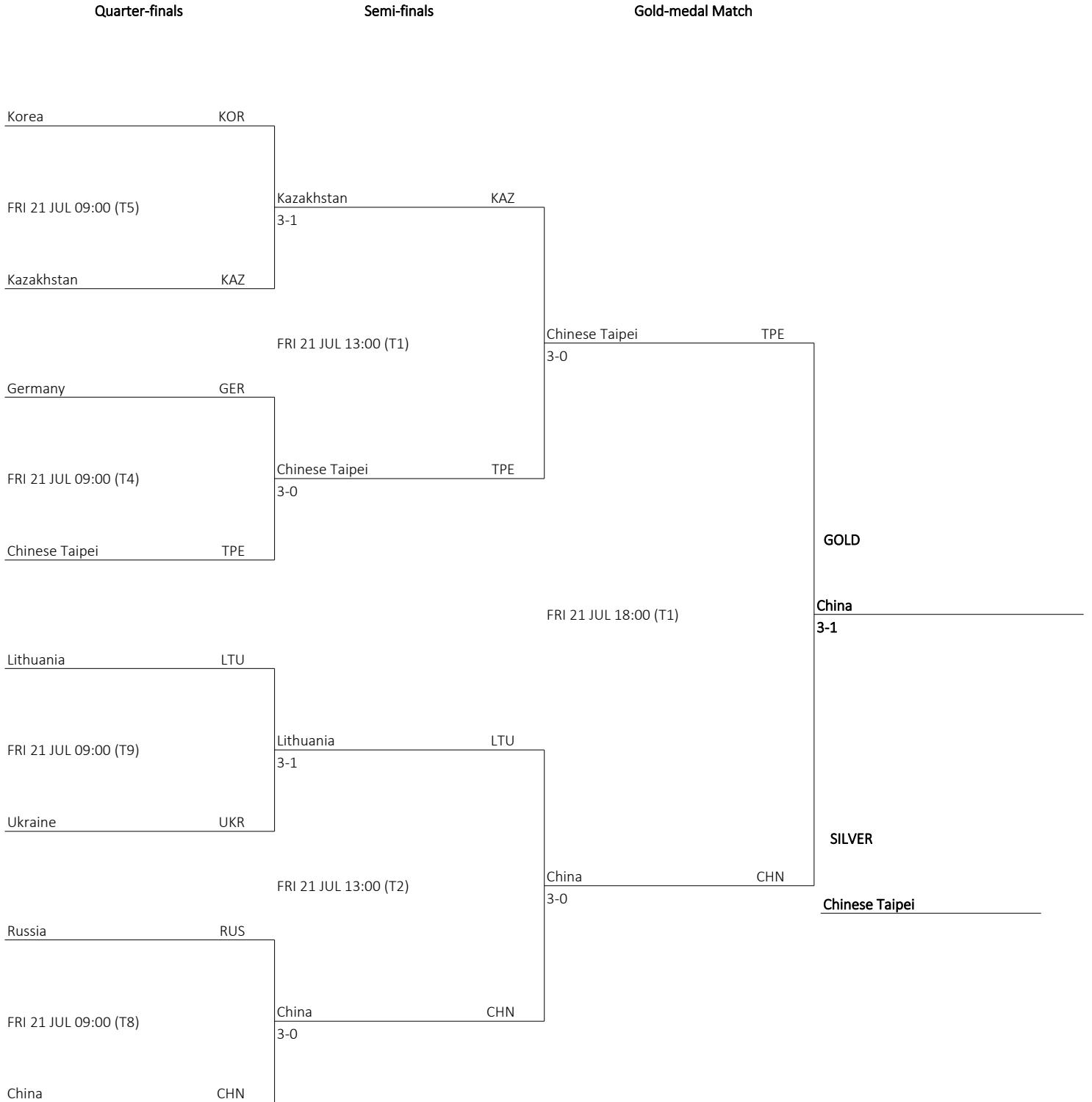
TTM400000\_75E 1.0

Page 1 / 2

Report Created WED 19 JUL 2017 15:11



## Draw





THU 20 JUL 2017

### Detailed Team Match Results

Start Time 09:00

**Ukraine**

**3 - 1**

**Hong Kong**

Team Match No: TS1

Table: Table 1

Umpires:

Match 1			Match	1st Game	2nd Game	3rd Game
A	ZAKLADNYI Gennadii	UKR	3	11	12	11
X	WU Ho Ting	HKG	0	4	10	3
Duration			10min	2min	5min	3min

Match 2			Match	1st Game	2nd Game	3rd Game	4th Game
B	YAKOVENKO Anatolii	UKR	1	6	8	11	9
Y	NG Wai Yip	HKG	3	11	11	6	11
Duration			15min	4min	4min	3min	4min

Match 3			Match	1st Game	2nd Game	3rd Game	4th Game
C	VELIIEV /	UKR	3	11	11	9	11
Z	NG /	HKG	1	8	4	11	9
Duration			16min	4min	3min	4min	5min

Match 4			Match	1st Game	2nd Game	3rd Game	4th Game
A	ZAKLADNYI Gennadii	UKR	3	12	9	11	11
Y	NG Wai Yip	HKG	1	10	11	6	9
Duration			19min	6min	5min	4min	4min

Duration of Team Match	01h00min
------------------------	----------

Player Statistics	Ukraine					Hong Kong				
	Match				Team Match	Match				Team Match
	1	2	3	4		1	2	3	4	
Points won	34	34	42	43	153	17	39	32	36	124
Biggest lead	8	7	7	5	8	1	6	5	4	6
Points won on own serve	16	19	23	24	82	9	21	18	20	68
Points lost on own serve	8	18	14	16	56	18	15	19	19	71
Most consecutive points won	6	6	4	6	6	3	6	4	3	6
Greatest deficit overcome	1	-	2	4	4	-	3	1	1	3

Match/Team Match Statistics	Match				Team Match
	1	2	3	4	
Longest rally (strokes)	10	16	10	16	16
Average rally	4	4	4	5	4



THU 20 JUL 2017

### Detailed Team Match Results

Start Time 09:00

ZAKLADNYI Gennadii (UKR)

3 - 0

WU Ho Ting (HKG)

Match 1		Match	1st Game	2nd Game	3rd Game
ZAKLADNYI Gennadii	UKR	3	11	12	11
WU Ho Ting	HKG	0	4	10	3
	Duration	10min	2min	5min	3min

Team Match No: TS1

Table: Table 1

Umpires:

Player Statistics	ZAKLADNYI Gennadii (UKR)				WU Ho Ting (HKG)			
	Game			Match	Game			Match
	1	2	3		1	2	3	
Points won	11	12	11	34	4	10	3	17
Biggest lead	8	4	8	8	-	1	1	1
Points won on own serve	6	5	5	16	3	4	2	9
Points lost on own serve	1	6	1	8	5	7	6	18
Most consecutive points won	5	4	6	6	2	3	1	3
Greatest deficit overcome	-	1	1	1	-	-	-	-
Handedness/Grip								

Match/Team Match Statistics	Game			Match
	1	2	3	
Longest rally (strokes)	8	9	10	10
Average rally	3	4	3	4

#### Game Progress

1	ZAKLADNYI Gennadii (UKR)	0	*2	4	*5	6	*8	10	*10	11				
	WU Ho Ting (HKG)	*0	0	*0	1	*2	2	*2	4	4				
2	ZAKLADNYI Gennadii (UKR)	*0	1	*3	4	*6	6	*7	8	*9	10	*10	11	12
	WU Ho Ting (HKG)	0	*1	1	*2	2	*4	5	*6	7	*8	10	*10	10
3	ZAKLADNYI Gennadii (UKR)	0	*1	3	*4	6	*8	9	11					
	WU Ho Ting (HKG)	*0	1	*1	2	*2	2	*3	3					





THU 20 JUL 2017  
Start Time 09:00

### Detailed Team Match Results

YAKOVENKO Anatolii (UKR)

1 - 3

NG Wai Yip (HKG)

Match 2		Match	1st Game	2nd Game	3rd Game	4th Game
YAKOVENKO Anatolii	UKR	1	6	8	11	9
NG Wai Yip	HKG	3	11	11	6	11
	Duration	15min	4min	4min	3min	4min

Team Match No: TS1

Table: Table 1

Umpires:

Player Statistics	YAKOVENKO Anatolii (UKR)					NG Wai Yip (HKG)				
	Game				Match	Game				Match
	1	2	3	4		1	2	3	4	
Points won	6	8	11	9	34	11	11	6	11	39
Biggest lead	3	1	7	-	7	5	4	-	6	6
Points won on own serve	4	4	7	4	19	6	6	4	5	21
Points lost on own serve	5	5	2	6	18	2	4	4	5	15
Most consecutive points won	4	3	6	4	6	6	4	2	5	6
Greatest deficit overcome	-	-	-	-	-	3	1	-	-	3
Handedness/Grip										

Match/Team Match Statistics	Game				Match
	1	2	3	4	
Longest rally (strokes)	16	11	8	9	16
Average rally	5	4	4	4	4

#### Game Progress

1	YAKOVENKO Anatolii (UKR)	*0	1	*2	4	*5	5	*5	6	*6	6
	NG Wai Yip (HKG)	0	*1	2	*2	3	*5	7	*8	10	11
2	YAKOVENKO Anatolii (UKR)	0	*1	2	*2	2	*4	5	*6	8	*8
	NG Wai Yip (HKG)	*0	1	*2	4	*6	6	*7	8	*8	10
3	YAKOVENKO Anatolii (UKR)	*0	2	*4	6	*7	8	*9	10	*10	11
	NG Wai Yip (HKG)	0	*0	0	*0	1	*2	3	*4	6	6
4	YAKOVENKO Anatolii (UKR)	0	*0	1	*2	2	*2	4	*6	6	*8
	NG Wai Yip (HKG)	*0	2	*3	4	*6	8	*8	8	*10	10



THU 20 JUL 2017

### Detailed Team Match Results

Start Time 09:00

VELIIEV Anton (UKR)

3 - 1

NG Kin Sing (HKG)

Match 3		Match	1st Game	2nd Game	3rd Game	4th Game
VELIIEV /	UKR	3	11	11	9	11
NG /	HKG	1	8	4	11	9
	Duration	16min	4min	3min	4min	5min

Team Match No: TD1

Table: Table 1

Umpires:

Player Statistics	VELIIEV Anton (UKR)					NG Kin Sing (HKG)				
	Game				Match	Game				Match
	1	2	3	4		1	2	3	4	
Points won	11	11	9	11	42	8	4	11	9	32
Biggest lead	3	7	1	2	7	1	-	5	2	5
Points won on own serve	7	6	5	5	23	5	3	6	4	18
Points lost on own serve	3	1	5	5	14	4	5	4	6	19
Most consecutive points won	4	3	4	4	4	3	1	4	3	4
Greatest deficit overcome	1	-	-	2	2	-	-	1	-	1
Handedness/Grip	-					-				

Match/Team Match Statistics	Game				Match
	1	2	3	4	
Longest rally (strokes)	8	7	10	9	10
Average rally	4	4	4	5	4

#### Game Progress

1	VELIIEV Anton (UKR)	*0	2	*3	4	*4	5	*6	7	*8	10	11
	NG Kin Sing (HKG)	0	*0	1	*2	4	*5	6	*7	8	*8	8
2	VELIIEV Anton (UKR)	0	*2	3	*4	6	*7	9	*10	11		
	NG Kin Sing (HKG)	*0	0	*1	2	*2	3	*3	4	4		
3	VELIIEV Anton (UKR)	*0	1	*1	2	*3	4	*5	5	*6	8	9
	NG Kin Sing (HKG)	0	*1	3	*4	5	*6	7	*9	10	*10	11
4	VELIIEV Anton (UKR)	0	*1	2	*3	4	*5	6	*7	7	*9	11
	NG Kin Sing (HKG)	*0	1	*2	3	*4	5	*6	7	*9	9	9



THU 20 JUL 2017

### Detailed Team Match Results

Start Time 09:00

ZAKLADNYI Gennadii (UKR)

3 - 1

NG Wai Yip (HKG)

Match 4		Match	1st Game	2nd Game	3rd Game	4th Game
ZAKLADNYI Gennadii	UKR	3	12	9	11	11
NG Wai Yip	HKG	1	10	11	6	9
	Duration	19min	6min	5min	4min	4min

Team Match No: TS1

Table: Table 1

Umpires:

Player Statistics	ZAKLADNYI Gennadii (UKR)					NG Wai Yip (HKG)				
	Game				Match	Game				Match
	1	2	3	4		1	2	3	4	
Points won	12	9	11	11	43	10	11	6	9	36
Biggest lead	2	1	5	3	5	4	3	-	1	4
Points won on own serve	7	4	7	6	24	6	5	4	5	20
Points lost on own serve	4	6	2	4	16	5	5	4	5	19
Most consecutive points won	6	3	3	3	6	3	3	2	3	3
Greatest deficit overcome	4	-	-	1	4	-	1	-	-	1
Handedness/Grip										

Match/Team Match Statistics	Game				Match
	1	2	3	4	
Longest rally (strokes)	16	12	14	9	16
Average rally	5	5	5	3	5

#### Game Progress

1	ZAKLADNYI Gennadii (UKR)	*0	0	*1	2	*2	4	*6	8	*9	10	*10	11	12	NG Wai Yip (HKG)	0	*2	3	*4	6	*6	6	*6	7	*8	10	*10	10
2	ZAKLADNYI Gennadii (UKR)	0	*1	1	*2	3	*4	5	*6	8	*9	9	NG Wai Yip (HKG)	*0	1	*3	4	*5	6	*7	8	*8	9	11				
3	ZAKLADNYI Gennadii (UKR)	*0	2	*3	4	*5	6	*7	9	*10	11	NG Wai Yip (HKG)	0	*0	1	*2	3	*4	5	*5	6	6						
4	ZAKLADNYI Gennadii (UKR)	0	*2	3	*3	4	*5	6	*7	8	*9	11	NG Wai Yip (HKG)	*0	0	*1	3	*4	5	*6	7	*8	9	9				

#### LEGEND

MS Men's Single

MT Men's Team

WS Women's Single

WT Women's Team

Note: "\*" server. The "Greatest deficit overcome" only applies when the player ends up winning the game.



THU 20 JUL 2017  
Start Time 09:00

### Detailed Team Match Results

**Korea**

**3 - 0**

**Turkey**

Team Match No:

Table:

Umpires:

Player Statistics	Korea		Turkey	
	Game 1	Team Match	Game 1	Team Match
Points won	-	-	-	-
Biggest lead	-	-	-	-
Points won on own serve	-	-	-	-
Points lost on own serve	-	-	-	-
Most consecutive points won	-	-	-	-
Greatest deficit overcome	-	-	-	-

Match/Team Match Statistics	Game 1	Team Match
	Longest rally (strokes)	-
Average rally	-	-

#### LEGEND

MS Men's Single

MT Men's Team

WS Women's Single

WT Women's Team

**Note:** "\*" server. The "Greatest deficit overcome" only applies when the player ends up winning the game.



THU 20 JUL 2017

### Detailed Team Match Results

Start Time 14:30

**Korea**

**3 - 1**

**Ukraine**

Team Match No: TS9

Table: Table 1

Umpires:

Match 1		Match	1st Game	2nd Game	3rd Game	4th Game
A	SHIN Cheoljin KOR	1	5	7	14	6
X	ZAKLADNYI Gennadii UKR	3	11	11	12	11
Duration		12min	0min	0min	7min	5min

Match 2		Match	1st Game	2nd Game	3rd Game
B	KIM Jongkuk KOR	3	11	11	11
Y	YAKOVENKO Anatolii UKR	0	7	9	9
Duration		14min	4min	5min	5min

Match 3		Match	1st Game	2nd Game	3rd Game	4th Game	5th Game
C	CHOI / KOR	3	11	9	11	3	11
Z	VELIEV / UKR	2	8	11	9	11	9
Duration		22min	5min	5min	5min	2min	5min

Match 4		Match	1st Game	2nd Game	3rd Game	4th Game	5th Game
A	SHIN Cheoljin KOR	3	11	11	5	8	11
Y	YAKOVENKO Anatolii UKR	2	3	7	11	11	1
Duration		15min	2min	3min	3min	5min	2min

Duration of Team Match	01h03min
------------------------	----------

Player Statistics	Korea					Team Match	Ukraine					Team Match
	Match						Match					
	1	2	3	4	5		1	2	3	4	5	
Points won	32	33	45	46	-	156	45	25	48	33	-	151
Biggest lead	6	5	7	10	-	10	9	3	8	6	-	9
Points won on own serve	19	18	22	27	-	86	27	13	22	21	-	83
Points lost on own serve	18	12	26	12	-	68	13	15	23	19	-	70
Most consecutive points won	6	6	5	8	-	8	9	4	7	7	-	9
Greatest deficit overcome	2	3	4	3	-	4	6	-	2	2	-	6

Match/Team Match Statistics	Match					Team Match
	1	2	3	4	5	
Longest rally (strokes)	12	9	11	12	-	12
Average rally	2	3	4	4	-	3



THU 20 JUL 2017

### Detailed Team Match Results

Start Time 14:30

SHIN Cheoljin (KOR)

1 - 3

ZAKLADNYI Gennadii (UKR)

Match 1		Match	1st Game	2nd Game	3rd Game	4th Game
SHIN Cheoljin	KOR	1	5	7	14	6
ZAKLADNYI Gennadii	UKR	3	11	11	12	11
	Duration	12min	0min	0min	7min	5min

Team Match No: TS9

Table: Table 1

Umpires:

Player Statistics	SHIN Cheoljin (KOR)					ZAKLADNYI Gennadii (UKR)				
	Game				Match	Game				Match
	1	2	3	4		1	2	3	4	
Points won	5	7	14	6	32	11	11	12	11	45
Biggest lead	-	6	3	-	6	9	4	2	5	9
Points won on own serve	3	3	10	3	19	6	6	9	6	27
Points lost on own serve	5	5	3	5	18	2	4	4	3	13
Most consecutive points won	5	6	5	3	6	9	9	3	4	9
Greatest deficit overcome	-	-	2	-	2	-	6	-	-	6
Handedness/Grip										

Match/Team Match Statistics	Game				Match
	1	2	3	4	
Longest rally (strokes)	1	1	7	12	12
Average rally	-	-	3	5	2

#### Game Progress

1	SHIN Cheoljin (KOR)	*0	0	*0	0	*0	1	*3	5	5								
	ZAKLADNYI Gennadii (UKR)	0	*2	4	*6	8	*9	9	*9	11								
2	SHIN Cheoljin (KOR)	0	*2	4	*6	6	*6	6	*6	7	7							
	ZAKLADNYI Gennadii (UKR)	*0	0	*0	0	*2	4	*6	8	*9	11							
3	SHIN Cheoljin (KOR)	*0	2	*2	3	*3	5	*7	8	*8	9	*10	11	*11	12	*12	13	14
	ZAKLADNYI Gennadii (UKR)	0	*0	2	*3	5	*5	5	*6	8	*9	10	*10	11	*11	12	*12	12
4	SHIN Cheoljin (KOR)	0	*0	1	*1	2	*4	5	*6	6	6							
	ZAKLADNYI Gennadii (UKR)	*0	2	*3	5	*6	6	*7	8	*10	11							



THU 20 JUL 2017

### Detailed Team Match Results

Start Time 14:30

**KIM Jongkuk (KOR)**

**3 - 0**

**YAKOVENKO Anatolii (UKR)**

Match 2		Match	1st Game	2nd Game	3rd Game
<b>KIM Jongkuk</b>	<b>KOR</b>	<b>3</b>	11	11	11
YAKOVENKO Anatolii	UKR	0	7	9	9
	Duration	<b>14min</b>	4min	5min	5min

Team Match No: TS9

Table: Table 1

Umpires:

Player Statistics	KIM Jongkuk (KOR)				YAKOVENKO Anatolii (UKR)			
	Game			Match	Game			Match
	1	2	3		1	2	3	
Points won	11	11	11	33	7	9	9	25
Biggest lead	5	3	2	5	1	3	3	3
Points won on own serve	6	6	6	18	3	5	5	13
Points lost on own serve	4	4	4	12	5	5	5	15
Most consecutive points won	6	4	4	6	4	3	3	4
Greatest deficit overcome	1	3	3	3	-	-	-	-
Handedness/Grip								

Match/Team Match Statistics	Game			Match
	1	2	3	
Longest rally (strokes)	6	8	9	9
Average rally	3	3	4	3

#### Game Progress

1	<b>KIM Jongkuk (KOR)</b>	*0	2	*3	3	*4	6	*8	9	*10	11	
	YAKOVENKO Anatolii (UKR)	0	*0	1	*3	4	*4	4	*5	6	7	
2	<b>KIM Jongkuk (KOR)</b>	0	*0	1	*2	4	*6	7	*8	9	*10	11
	YAKOVENKO Anatolii (UKR)	*0	2	*3	4	*4	4	*5	6	*7	8	9
3	<b>KIM Jongkuk (KOR)</b>	*0	0	*1	2	*3	5	*5	6	*7	9	11
	YAKOVENKO Anatolii (UKR)	0	*2	3	*4	5	*5	7	*8	9	*9	9



THU 20 JUL 2017

### Detailed Team Match Results

Start Time 14:30

CHOI Gwonhwi (KOR)

3 - 2

VELIIEV Anton (UKR)

Match 3		Match	1st Game	2nd Game	3rd Game	4th Game	5th Game
CHOI /	KOR	3	11	9	11	3	11
VELIIEV /	UKR	2	8	11	9	11	9
	Duration	22min	5min	5min	5min	2min	5min

Team Match No: TD9

Table: Table 1

Umpires:

Player Statistics	CHOI Gwonhwi (KOR)						VELIIEV Anton (UKR)					
	Game					Match	Game					Match
	1	2	3	4	5		1	2	3	4	5	
Points won	11	9	11	3	11	45	8	11	9	11	9	48
Biggest lead	3	2	3	-	7	7	4	4	-	8	-	8
Points won on own serve	6	4	4	2	6	22	4	5	3	5	5	22
Points lost on own serve	4	6	6	6	4	26	5	5	7	1	5	23
Most consecutive points won	5	5	3	2	5	5	4	5	2	7	5	7
Greatest deficit overcome	4	-	-	-	-	4	-	2	-	-	-	2
Handedness/Grip	-						-					

Match/Team Match Statistics	Game					Match
	1	2	3	4	5	
Longest rally (strokes)	11	7	8	9	7	11
Average rally	4	4	4	3	4	4

#### Game Progress

1	CHOI Gwonhwi (KOR)	*0	0	*0	2	*3	4	*5	6	*8	10	11
	VELIIEV Anton (UKR)	0	*2	4	*4	5	*6	7	*8	8	*8	8
2	CHOI Gwonhwi (KOR)	0	*1	1	*1	3	*5	6	*8	8	*8	9
	VELIIEV Anton (UKR)	*0	1	*3	5	*5	5	*6	6	*8	10	11
3	CHOI Gwonhwi (KOR)	*0	1	*3	3	*5	6	*7	8	*9	10	11
	VELIIEV Anton (UKR)	0	*1	1	*3	3	*4	5	*6	7	*8	9
4	CHOI Gwonhwi (KOR)	*0	0	*0	0	*1	2	*2	3			
	VELIIEV Anton (UKR)	0	*2	4	*6	7	*8	10	11			
5	CHOI Gwonhwi (KOR)	0	*2	4	*5	7	*8	9	*10	10	*10	11
	VELIIEV Anton (UKR)	*0	0	*0	1	*1	2	*3	4	*6	8	9





THU 20 JUL 2017

### Detailed Team Match Results

Start Time 14:30

SHIN Cheoljin (KOR)

3 - 2

YAKOVENKO Anatolii (UKR)

Match 4		Match	1st Game	2nd Game	3rd Game	4th Game	5th Game
SHIN Cheoljin	KOR	3	11	11	5	8	11
YAKOVENKO Anatolii	UKR	2	3	7	11	11	1
	Duration	15min	2min	3min	3min	5min	2min

Team Match No: TS9

Table: Table 1

Umpires:

Player Statistics	SHIN Cheoljin (KOR)						YAKOVENKO Anatolii (UKR)					
	Game					Match	Game					Match
	1	2	3	4	5		1	2	3	4	5	
Points won	11	11	5	8	11	46	3	7	11	11	1	33
Biggest lead	8	4	2	-	10	10	-	3	6	4	-	6
Points won on own serve	8	5	3	6	5	27	3	4	6	8	-	21
Points lost on own serve	-	3	5	3	1	12	3	6	2	2	6	19
Most consecutive points won	6	5	4	2	8	8	2	3	7	3	1	7
Greatest deficit overcome	-	3	-	-	-	3	-	-	2	-	-	2
Handedness/Grip												

Match/Team Match Statistics	Game					Match
	1	2	3	4	5	
Longest rally (strokes)	6	7	12	11	7	12
Average rally	4	4	4	4	4	4

#### Game Progress

1	SHIN Cheoljin (KOR)	*0	2	*3	5	*5	7	*9	11			
	YAKOVENKO Anatolii (UKR)	0	*0	1	*1	3	*3	3	3			
2	SHIN Cheoljin (KOR)	0	*0	1	*2	3	*5	7	*8	9	11	
	YAKOVENKO Anatolii (UKR)	*0	2	*3	4	*5	5	*5	6	*7	7	
3	SHIN Cheoljin (KOR)	*0	0	*2	4	*4	5	*5	5	5		
	YAKOVENKO Anatolii (UKR)	0	*2	2	*2	4	*5	7	*9	11		
4	SHIN Cheoljin (KOR)	0	*0	2	*2	3	*3	5	*6	7	*8	8
	YAKOVENKO Anatolii (UKR)	*0	2	*2	4	*5	7	*7	8	*9	10	11
5	SHIN Cheoljin (KOR)	*0	2	*4	6	*8	9	11				
	YAKOVENKO Anatolii (UKR)	0	*0	0	*0	0	*1	1				

#### LEGEND

MS Men's Single

MT Men's Team

WS Women's Single

WT Women's Team

Note: "\*" server. The "Greatest deficit overcome" only applies when the player ends up winning the game.



THU 20 JUL 2017

## Detailed Team Match Results

Start Time 14:30

**Hong Kong**

**3 - 0**

**Turkey**

Team Match No: TS13

Table: Table 8

Umpires:

Match 1		Match
A	WU Ho Ting	HKG 3
X	OLCAS Garip	TUR 0
Duration		0min

Duration of Team Match	00h00min
------------------------	----------

Player Statistics	Hong Kong	Turkey
	Team Match	Team Match
Points won	-	-
Biggest lead	-	-
Points won on own serve	-	-
Points lost on own serve	-	-
Most consecutive points won	-	-
Greatest deficit overcome	-	-

Match/Team Match Statistics	Team Match
Longest rally (strokes)	-
Average rally	-



THU 20 JUL 2017  
Start Time 14:30

## Detailed Team Match Results

WU Ho Ting (HKG)

3 - 0

OLCAS Garip (TUR)

Match 1		Match
WU Ho Ting	HKG	3
OLCAS Garip	TUR	0
	Duration	0min

Team Match No: TS13

Table: Table 8

Umpires:

### LEGEND

MS Men's Single

MT Men's Team

WS Women's Single

WT Women's Team

Note: "\*" server. The "Greatest deficit overcome" only applies when the player ends up winning the game.

TTM400A01\_73C 1.05

Page 2 / 2

Report Created THU 20 JUL 2017 13:07





THU 20 JUL 2017

## Detailed Team Match Results

Start Time 17:30

**Ukraine**

**3 - 0**

**Turkey**

Team Match No: TD17

Table: Table 1

Umpires:

Match 1			Match	1st Game	2nd Game	3rd Game
A	ZAKLADNYI Gennadii	UKR	3	11	11	11
X	ERDOGAN Saffet	TUR	0	3	6	6
Duration			7min	2min	3min	2min

Match 2			Match	1st Game	2nd Game	3rd Game
B	KUZMENKO Grygorii	UKR	3	11	11	11
Y	TIMUCIN Avni	TUR	0	7	9	6
Duration			12min	3min	5min	4min

Match 3			Match	1st Game	2nd Game	3rd Game
C	YAKOVENKO /	UKR	3	11	11	11
Z	ERDAL /	TUR	0	7	7	6
Duration			10min	3min	4min	3min

Duration of Team Match	00h29min
------------------------	----------

Player Statistics	Ukraine				Turkey			
	Match			Team Match	Match			Team Match
	1	2	3		1	2	3	
Points won	33	33	33	99	15	22	20	57
Biggest lead	8	7	5	8	-	1	3	3
Points won on own serve	20	15	13	48	12	11	6	29
Points lost on own serve	3	11	14	28	13	18	20	51
Most consecutive points won	8	6	8	8	3	3	3	3
Greatest deficit overcome	-	1	3	3	-	-	-	-

Match/Team Match Statistics	Match			Team Match
	1	2	3	
Longest rally (strokes)	5	9	8	9
Average rally	3	3	3	3



THU 20 JUL 2017

## Detailed Team Match Results

Start Time 17:30

ZAKLADNYI Gennadii (UKR)

3 - 0

ERDOGAN Saffet (TUR)

Match 1		Match	1st Game	2nd Game	3rd Game
ZAKLADNYI Gennadii	UKR	3	11	11	11
ERDOGAN Saffet	TUR	0	3	6	6
	Duration	7min	2min	3min	2min

Team Match No: TS17

Table: Table 1

Umpires:

Player Statistics	ZAKLADNYI Gennadii (UKR)				ERDOGAN Saffet (TUR)			
	Game			Match	Game			Match
	1	2	3		1	2	3	
Points won	11	11	11	33	3	6	6	15
Biggest lead	8	6	6	8	-	-	-	-
Points won on own serve	6	8	6	20	3	5	4	12
Points lost on own serve	-	1	2	3	5	3	5	13
Most consecutive points won	8	4	5	8	2	2	3	3
Greatest deficit overcome	-	-	-	-	-	-	-	-
Handedness/Grip								

Match/Team Match Statistics	Game			Match
	1	2	3	
Longest rally (strokes)	5	5	5	5
Average rally	4	3	3	3

### Game Progress

1	ZAKLADNYI Gennadii (UKR)	0	*2	4	*6	8	*8	10	11		
	ERDOGAN Saffet (TUR)	*0	0	*0	0	*0	2	*2	3		
2	ZAKLADNYI Gennadii (UKR)	*0	2	*3	5	*6	8	*9	10	*10	11
	ERDOGAN Saffet (TUR)	0	*0	1	*1	2	*2	3	*4	6	6
3	ZAKLADNYI Gennadii (UKR)	0	*1	3	*4	5	*7	9	*9	10	11
	ERDOGAN Saffet (TUR)	*0	1	*1	2	*3	3	*3	5	*6	6



THU 20 JUL 2017

### Detailed Team Match Results

Start Time 17:30

**KUZMENKO Grygorii (UKR)**

**3 - 0**

**TIMUCIN Avni (TUR)**

Match 2		Match	1st Game	2nd Game	3rd Game
<b>KUZMENKO Grygorii</b>	<b>UKR</b>	<b>3</b>	11	11	11
TIMUCIN Avni	TUR	0	7	9	6
	Duration	<b>12min</b>	3min	5min	4min

Team Match No: TS17

Table: Table 1

Umpires:

Player Statistics	KUZMENKO Grygorii (UKR)				TIMUCIN Avni (TUR)			
	Game			Match	Game			Match
	1	2	3		1	2	3	
Points won	11	11	11	<b>33</b>	7	9	6	<b>22</b>
Biggest lead	6	3	7	<b>7</b>	-	1	-	<b>1</b>
Points won on own serve	5	6	4	<b>15</b>	4	5	2	<b>11</b>
Points lost on own serve	3	4	4	<b>11</b>	6	5	7	<b>18</b>
Most consecutive points won	6	4	6	<b>6</b>	3	3	3	<b>3</b>
Greatest deficit overcome	-	1	-	<b>1</b>	-	-	-	<b>-</b>
Handedness/Grip								

Match/Team Match Statistics	Game			Match
	1	2	3	
Longest rally (strokes)	5	9	5	<b>9</b>
Average rally	3	3	3	<b>3</b>

#### Game Progress

1	KUZMENKO Grygorii (UKR)	0	*2	4	*6	6	*7	9	*9	10	11	
	TIMUCIN Avni (TUR)	*0	0	*0	0	*2	3	*3	5	*6	7	
2	KUZMENKO Grygorii (UKR)	*0	1	*2	3	*4	6	*7	8	*8	9	11
	TIMUCIN Avni (TUR)	0	*1	2	*3	4	*4	5	*6	8	*9	9
3	KUZMENKO Grygorii (UKR)	0	*2	3	*5	7	*8	8	*9	10	11	
	TIMUCIN Avni (TUR)	*0	0	*1	1	*1	2	*4	5	*6	6	



THU 20 JUL 2017

### Detailed Team Match Results

Start Time 17:30

**YAKOVENKO Anatolii (UKR)**

**3 - 0**

**ERDAL Dogan (TUR)**

Match 3		Match	1st Game	2nd Game	3rd Game
YAKOVENKO /	UKR	3	11	11	11
ERDAL /	TUR	0	7	7	6
	Duration	10min	3min	4min	3min

Team Match No: TD17

Table: Table 1

Umpires:

Player Statistics	YAKOVENKO Anatolii (UKR)				ERDAL Dogan (TUR)			
	Game			Match	Game			Match
	1	2	3		1	2	3	
Points won	11	11	11	33	7	7	6	20
Biggest lead	4	4	5	5	-	2	3	3
Points won on own serve	3	4	6	13	2	1	3	6
Points lost on own serve	5	6	3	14	8	7	5	20
Most consecutive points won	2	6	8	8	2	2	3	3
Greatest deficit overcome	-	2	3	3	-	-	-	-
Handedness/Grip								

Match/Team Match Statistics	Game			Match
	1	2	3	
Longest rally (strokes)	7	8	6	8
Average rally	4	3	3	3

#### Game Progress

1	YAKOVENKO Anatolii (UKR)	0	*2	3	*4	5	*6	7	*9	9	11
	ERDAL Dogan (TUR)	*0	0	*1	2	*3	4	*5	5	*7	7
2	YAKOVENKO Anatolii (UKR)	*0	0	*2	2	*4	6	*8	9	*10	11
	ERDAL Dogan (TUR)	0	*2	2	*4	4	*4	4	*5	6	7
3	YAKOVENKO Anatolii (UKR)	*0	1	*1	2	*4	6	*8	9	*10	11
	ERDAL Dogan (TUR)	0	*1	3	*4	4	*4	4	*5	6	6

#### LEGEND

MS Men's Single

MT Men's Team

WS Women's Single

WT Women's Team

Note: "\*" server. The "Greatest deficit overcome" only applies when the player ends up winning the game.



THU 20 JUL 2017

### Detailed Team Match Results

Start Time 17:30

Hong Kong

2 - 3

Korea

Team Match No: TS21

Table: Table 8

Umpires:

Match 1			Match	1st Game	2nd Game	3rd Game
A	NG Wai Yip	HKG	0	5	8	7
X	<b>KIM Jongkuk</b>	<b>KOR</b>	<b>3</b>	11	11	11
Duration			<b>11min</b>	0min	5min	6min

Match 2			Match	1st Game	2nd Game	3rd Game
B	NG Kin Sing	HKG	0	5	2	4
Y	<b>SHIN Cheoljin</b>	<b>KOR</b>	<b>3</b>	11	11	11
Duration			<b>8min</b>	3min	2min	3min

Match 3			Match	1st Game	2nd Game	3rd Game	4th Game
C	WU /	HKG	3	4	11	11	11
Z	CHOI /	KOR	1	11	5	5	3
Duration			<b>5min</b>	2min	0min	0min	3min

Match 4			Match	1st Game	2nd Game	3rd Game	4th Game	5th Game
A	NG Wai Yip	HKG	3	12	7	11	4	12
Y	SHIN Cheoljin	KOR	2	10	11	9	11	10
Duration			<b>11min</b>	1min	1min	5min	0min	4min

Match 5			Match	1st Game	2nd Game	3rd Game	4th Game	5th Game
B	NG Kin Sing	HKG	2	11	13	11	6	5
X	<b>KIM Jongkuk</b>	<b>KOR</b>	<b>3</b>	7	15	5	11	11
Duration			<b>27min</b>	4min	9min	4min	5min	5min

Duration of Team Match	<b>01h02min</b>
------------------------	-----------------

Player Statistics	Hong Kong					Team Match	Korea					Team Match
	Match						Match					
	1	2	3	4	5		1	2	3	4	5	
Points won	20	11	37	46	46	<b>160</b>	33	33	24	51	49	<b>190</b>
Biggest lead	5	-	9	4	6	<b>9</b>	10	9	7	9	6	<b>10</b>
Points won on own serve	9	8	20	26	29	<b>92</b>	16	19	14	27	31	<b>107</b>
Points lost on own serve	17	14	10	24	18	<b>83</b>	11	3	15	20	17	<b>66</b>
Most consecutive points won	5	2	7	9	4	<b>9</b>	10	6	6	11	4	<b>11</b>
Greatest deficit overcome	-	-	2	7	2	<b>7</b>	5	-	-	4	4	<b>5</b>

Match/Team Match Statistics	Match					Team Match
	1	2	3	4	5	
Longest rally (strokes)	13	13	6	12	11	<b>13</b>
Average rally	2	4	2	2	3	<b>2</b>





THU 20 JUL 2017

### Detailed Team Match Results

Start Time 17:30

NG Wai Yip (HKG)

0 - 3

KIM Jongkuk (KOR)

Match 1		Match	1st Game	2nd Game	3rd Game
NG Wai Yip	HKG	0	5	8	7
KIM Jongkuk	KOR	3	11	11	11
	Duration	11min	0min	5min	6min

Team Match No: TS21

Table: Table 8

Umpires:

Player Statistics	NG Wai Yip (HKG)				KIM Jongkuk (KOR)			
	Game			Match	Game			Match
	1	2	3		1	2	3	
Points won	5	8	7	20	11	11	11	33
Biggest lead	-	-	5	5	10	4	4	10
Points won on own serve	3	3	3	9	6	4	6	16
Points lost on own serve	5	7	5	17	2	5	4	11
Most consecutive points won	5	3	4	5	10	4	7	10
Greatest deficit overcome	-	-	-	-	-	-	5	5
Handedness/Grip								

Match/Team Match Statistics	Game			Match
	1	2	3	
Longest rally (strokes)	-	8	13	13
Average rally	-	3	4	2

#### Game Progress

1	NG Wai Yip (HKG)	0	*0	0	*0	0	*0	2	*4	5	
	KIM Jongkuk (KOR)	*0	2	*4	6	*8	10	*10	10	11	
2	NG Wai Yip (HKG)	*0	1	*1	1	*3	4	*5	6	*8	8
	KIM Jongkuk (KOR)	0	*1	3	*5	5	*6	7	*8	8	*10
3	NG Wai Yip (HKG)	0	*2	3	*5	6	*6	6	*6	7	7
	KIM Jongkuk (KOR)	*0	0	*1	1	*2	4	*6	8	*9	11



THU 20 JUL 2017

### Detailed Team Match Results

Start Time 17:30

NG Kin Sing (HKG)

0 - 3

SHIN Cheoljin (KOR)

Match 2		Match	1st Game	2nd Game	3rd Game
NG Kin Sing	HKG	0	5	2	4
SHIN Cheoljin	KOR	3	11	11	11
	Duration	8min	3min	2min	3min

Team Match No: TS21

Table: Table 8

Umpires:

Player Statistics	NG Kin Sing (HKG)				SHIN Cheoljin (KOR)			
	Game			Match	Game			Match
	1	2	3		1	2	3	
Points won	5	2	4	11	11	11	11	33
Biggest lead	-	-	-	-	6	9	7	9
Points won on own serve	5	-	3	8	8	4	7	19
Points lost on own serve	3	7	4	14	-	2	1	3
Most consecutive points won	2	1	2	2	6	6	4	6
Greatest deficit overcome	-	-	-	-	-	-	-	-
Handedness/Grip								

Match/Team Match Statistics	Game			Match
	1	2	3	
Longest rally (strokes)	8	13	7	13
Average rally	4	5	4	4

#### Game Progress

1	NG Kin Sing (HKG)	0	*0	0	*0	2	*2	4	*4	5
	SHIN Cheoljin (KOR)	*0	2	*4	6	*6	8	*8	10	11
2	NG Kin Sing (HKG)	*0	0	*0	0	*1	1	*2	2	
	SHIN Cheoljin (KOR)	0	*2	4	*6	7	*9	10	11	
3	NG Kin Sing (HKG)	0	*0	1	*2	3	*3	4	*4	4
	SHIN Cheoljin (KOR)	*0	2	*3	4	*5	7	*8	10	11



THU 20 JUL 2017

### Detailed Team Match Results

Start Time 17:30

WU Ho Ting (HKG)

3 - 1

CHOI Gwonhwi (KOR)

Match 3		Match	1st Game	2nd Game	3rd Game	4th Game
WU /	HKG	3	4	11	11	11
CHOI /	KOR	1	11	5	5	3
	Duration	5min	2min	0min	0min	3min

Team Match No: TD21

Table: Table 8

Umpires:

Player Statistics	WU Ho Ting (HKG)					CHOI Gwonhwi (KOR)				
	Game				Match	Game				Match
	1	2	3	4		1	2	3	4	
Points won	4	11	11	11	37	11	5	5	3	24
Biggest lead	-	6	7	9	9	7	2	-	-	7
Points won on own serve	3	6	6	5	20	6	3	3	2	14
Points lost on own serve	5	2	2	1	10	1	5	5	4	15
Most consecutive points won	3	7	7	7	7	6	4	5	2	6
Greatest deficit overcome	-	2	-	-	2	-	-	-	-	-
Handedness/Grip	-					-				

Match/Team Match Statistics	Game				Match
	1	2	3	4	
Longest rally (strokes)	4	5	6	4	6
Average rally	3	1	1	2	2

#### Game Progress

1	WU Ho Ting (HKG)	*0	0	*0	2	*3	4	*4	4	4
	CHOI Gwonhwi (KOR)	0	*2	4	*4	5	*6	8	*10	11
2	WU Ho Ting (HKG)	0	*2	2	*2	4	*6	8	*9	11
	CHOI Gwonhwi (KOR)	*0	0	*2	4	*4	4	*4	5	5
3	WU Ho Ting (HKG)	*0	2	*4	6	*7	7	*7	9	11
	CHOI Gwonhwi (KOR)	0	*0	0	*0	1	*3	5	*5	5
4	WU Ho Ting (HKG)	*0	2	*4	6	*7	9	*10	11	
	CHOI Gwonhwi (KOR)	0	*0	0	*0	1	*1	2	3	



THU 20 JUL 2017

### Detailed Team Match Results

Start Time 17:30

NG Wai Yip (HKG)

3 - 2

SHIN Cheoljin (KOR)

Match 4		Match	1st Game	2nd Game	3rd Game	4th Game	5th Game
NG Wai Yip	HKG	3	12	7	11	4	12
SHIN Cheoljin	KOR	2	10	11	9	11	10
	Duration	11min	1min	1min	5min	0min	4min

Team Match No: TS21

Table: Table 8

Umpires:

Player Statistics	NG Wai Yip (HKG)						SHIN Cheoljin (KOR)					
	Game					Match	Game					Match
	1	2	3	4	5		1	2	3	4	5	
Points won	12	7	11	4	12	46	10	11	9	11	10	51
Biggest lead	2	-	4	4	3	4	7	9	2	7	3	9
Points won on own serve	7	3	7	2	7	26	6	4	6	5	6	27
Points lost on own serve	4	7	3	6	4	24	5	4	4	2	5	20
Most consecutive points won	9	4	4	4	4	9	7	9	5	11	3	11
Greatest deficit overcome	7	-	2	-	3	7	-	-	-	4	-	4
Handedness/Grip												

Match/Team Match Statistics	Game					Match
	1	2	3	4	5	
Longest rally (strokes)	5	12	12	-	6	12
Average rally	1	2	3	-	2	2

#### Game Progress

1	NG Wai Yip (HKG)	0	*0	0	*0	1	*3	5	*7	9	*9	10	*11	12
	SHIN Cheoljin (KOR)	*0	2	*4	6	*7	7	*7	7	*7	9	*10	10	10
2	NG Wai Yip (HKG)	*0	0	*0	0	*0	1	*3	4	*6	7			
	SHIN Cheoljin (KOR)	0	*2	4	*6	8	*9	9	*10	10	11			
3	NG Wai Yip (HKG)	0	*2	4	*4	5	*5	5	*6	8	*9	11		
	SHIN Cheoljin (KOR)	*0	0	*0	2	*3	5	*7	8	*8	9	9		
4	NG Wai Yip (HKG)	*0	2	*4	4	*4	4	*4	4	4				
	SHIN Cheoljin (KOR)	0	*0	0	*2	4	*6	8	*10	11				
5	NG Wai Yip (HKG)	0	*0	1	*3	4	*5	7	*8	9	*9	10	*11	12
	SHIN Cheoljin (KOR)	*0	2	*3	3	*4	5	*5	6	*7	9	*10	10	10



THU 20 JUL 2017

### Detailed Team Match Results

Start Time 17:30

NG Kin Sing (HKG)

2 - 3

KIM Jongkuk (KOR)

Match 5		Match	1st Game	2nd Game	3rd Game	4th Game	5th Game
NG Kin Sing	HKG	2	11	13	11	6	5
KIM Jongkuk	KOR	3	7	15	5	11	11
	Duration	27min	4min	9min	4min	5min	5min

Team Match No: TS21

Table: Table 8

Umpires:

Player Statistics	NG Kin Sing (HKG)						Match	KIM Jongkuk (KOR)						Match
	Game					Match		Game					Match	
	1	2	3	4	5			1	2	3	4	5		
Points won	11	13	11	6	5	46	7	15	5	11	11	49		
Biggest lead	4	4	6	-	1	6	2	2	1	6	6	6		
Points won on own serve	6	10	6	4	3	29	5	11	3	6	6	31		
Points lost on own serve	2	4	2	5	5	18	5	3	5	2	2	17		
Most consecutive points won	4	4	4	3	4	4	3	4	2	4	4	4		
Greatest deficit overcome	2	-	1	-	-	2	-	4	-	-	1	4		
Handedness/Grip														

Match/Team Match Statistics	Game					Match
	1	2	3	4	5	
Longest rally (strokes)	5	6	6	11	8	11
Average rally	3	3	2	5	3	3

#### Game Progress

1	NG Kin Sing (HKG)	0	*0	1	*3	5	*6	7	*7	9	11											
	KIM Jongkuk (KOR)	*0	2	*3	3	*3	4	*5	7	*7	7											
2	NG Kin Sing (HKG)	*0	2	*2	3	*4	6	*6	8	*10	10	*10	11	*11	12	*12	13	*13	13	13		
	KIM Jongkuk (KOR)	0	*0	2	*3	4	*4	6	*6	6	*8	10	*10	11	*11	11	*11	12	*12	13	*14	15
3	NG Kin Sing (HKG)	0	*1	2	*3	5	*6	7	*9	11												
	KIM Jongkuk (KOR)	*0	1	*2	3	*3	4	*5	5	5												
4	NG Kin Sing (HKG)	*0	0	*0	1	*2	3	*3	5	*6	6											
	KIM Jongkuk (KOR)	0	*2	4	*5	6	*7	9	*9	10	11											
5	NG Kin Sing (HKG)	0	*0	1	*3	4	*4	5	*5	5												
	KIM Jongkuk (KOR)	*0	2	*3	3	*4	6	*7	9	11												

#### LEGEND

MS Men's Single

MT Men's Team

WS Women's Single

WT Women's Team

Note: "\*" server. The "Greatest deficit overcome" only applies when the player ends up winning the game.



THU 20 JUL 2017

### Detailed Team Match Results

Start Time 09:00

Thailandia

0 - 3

China

Team Match No: TS2

Table: Table 3

Umpires:

Match 1			Match	1st Game	2nd Game	3rd Game
A	PRATUEANGPAIBOON Wittaya	THA	0	6	6	4
X	ZHANG Chaoyue	CHN	3	11	11	11
Duration			10min	4min	3min	3min

Match 2			Match	1st Game	2nd Game	3rd Game
B	BUNPRASAN Sirisak	THA	0	4	4	1
Y	WANG Cong	CHN	3	11	11	11
Duration			6min	2min	2min	2min

Duration of Team Match	00h16min
------------------------	----------

Player Statistics	Thailandia				China			
	Match			Team Match	Match			Team Match
	1	2	3		1	2	3	
Points won	16	9	-	25	33	33	-	66
Biggest lead	1	2	-	2	8	10	-	10
Points won on own serve	12	6	-	18	20	18	-	38
Points lost on own serve	13	15	-	28	4	3	-	7
Most consecutive points won	2	2	-	2	6	11	-	11
Greatest deficit overcome	-	-	-	-	1	2	-	2

Match/Team Match Statistics	Match			Team Match
	1	2	3	
Longest rally (strokes)	6	9	-	9
Average rally	3	3	-	3



THU 20 JUL 2017  
Start Time 09:00

### Detailed Team Match Results

PRATUEANGPAIBOON Wittaya (THA)

0 - 3

ZHANG Chaoyue (CHN)

Match 1		Match	1st Game	2nd Game	3rd Game
PRATUEANGPAIBOON Wittaya	THA	0	6	6	4
ZHANG Chaoyue	CHN	3	11	11	11
	Duration	10min	4min	3min	3min

Team Match No: TS2

Table: Table 3

Umpires:

Player Statistics	PRATUEANGPAIBOON Wittaya (THA)				ZHANG Chaoyue (CHN)			
	Game			Match	Game			Match
	1	2	3		1	2	3	
Points won	6	6	4	16	11	11	11	33
Biggest lead	1	-	1	1	5	5	8	8
Points won on own serve	5	3	4	12	7	6	7	20
Points lost on own serve	4	5	4	13	1	3	-	4
Most consecutive points won	2	2	2	2	3	5	6	6
Greatest deficit overcome	-	-	-	-	1	-	1	1
Handedness/Grip								

Match/Team Match Statistics	Game			Match
	1	2	3	
Longest rally (strokes)	6	5	6	6
Average rally	4	3	3	3

#### Game Progress

1	PRATUEANGPAIBOON Wittaya (THA)	*0	1	*1	2	*2	3	*4	6	*6	6
	ZHANG Chaoyue (CHN)	0	*1	3	*4	6	*7	8	*8	10	11
2	PRATUEANGPAIBOON Wittaya (THA)	0	*0	0	*1	2	*3	4	*5	6	6
	ZHANG Chaoyue (CHN)	*0	2	*4	5	*6	7	*8	9	*10	11
3	PRATUEANGPAIBOON Wittaya (THA)	*0	1	*1	2	*2	2	*2	4	4	
	ZHANG Chaoyue (CHN)	0	*1	3	*4	6	*8	10	*10	11	



THU 20 JUL 2017  
Start Time 09:00

### Detailed Team Match Results

BUNPRASAN Sirisak (THA)

0 - 3

WANG Cong (CHN)

Match 2		Match	1st Game	2nd Game	3rd Game
BUNPRASAN Sirisak	THA	0	4	4	1
WANG Cong	CHN	3	11	11	11
	Duration	6min	2min	2min	2min

Team Match No: TS2 Table: Table 3 Umpires:

Player Statistics	BUNPRASAN Sirisak (THA)				WANG Cong (CHN)			
	Game			Match	Game			Match
	1	2	3		1	2	3	
Points won	4	4	1	9	11	11	11	33
Biggest lead	2	-	1	2	7	7	10	10
Points won on own serve	3	2	1	6	6	6	6	18
Points lost on own serve	5	5	5	15	1	2	-	3
Most consecutive points won	2	1	1	2	5	4	11	11
Greatest deficit overcome	-	-	-	-	2	-	1	2
Handedness/Grip								

Match/Team Match Statistics	Game			Match
	1	2	3	
Longest rally (strokes)	6	6	9	9
Average rally	3	3	4	3

#### Game Progress

1	BUNPRASAN Sirisak (THA)	*0	2	*2	3	*3	3	*4	4	4
	WANG Cong (CHN)	0	*0	2	*3	5	*7	8	*10	11
2	BUNPRASAN Sirisak (THA)	0	*0	0	*1	2	*3	4	*4	4
	WANG Cong (CHN)	*0	2	*4	5	*6	7	*8	10	11
3	BUNPRASAN Sirisak (THA)	*0	1	*1	1	*1	1	1		
	WANG Cong (CHN)	0	*1	3	*5	7	*9	11		

#### LEGEND

MS Men's Single MT Men's Team WS Women's Single WT Women's Team

Note: "\*" server. The "Greatest deficit overcome" only applies when the player ends up winning the game.





THU 20 JUL 2017

### Detailed Team Match Results

Start Time 09:00

Austria

1 - 3

Germany

Team Match No: TS6

Table: Table 2

Umpires:

Match 1			Match
A	KRÄMER Christopher	AUT	2
X	MECHAU Mark	GER	3
Duration			0min

Match 2			Match
B	KRAMER Lukas	AUT	3
Y	SCHÖLZEL Sebastian	GER	2
Duration			0min

Match 3			Match	1st Game	2nd Game	3rd Game	4th Game	5th Game
C	STÜRMER /	AUT	2	10	11	3	11	7
Z	KNOELL /	GER	3	12	7	11	9	11
Duration			21min	5min	4min	3min	5min	4min

Match 4			Match	1st Game	2nd Game	3rd Game	4th Game
A	KRÄMER Christopher	AUT	1	13	3	5	8
Y	SCHÖLZEL Sebastian	GER	3	11	11	11	11
Duration			16min	5min	3min	3min	5min

Duration of Team Match	00h37min
------------------------	----------

Player Statistics	Austria				Team Match	Germany				Team Match
	Match					Match				
	1	2	3	4		1	2	3	4	
Points won	-	-	42	29	71	-	-	50	44	94
Biggest lead	-	-	4	2	4	-	-	8	8	8
Points won on own serve	-	-	22	15	37	-	-	27	21	48
Points lost on own serve	-	-	23	23	46	-	-	20	14	34
Most consecutive points won	-	-	4	4	4	-	-	7	4	7
Greatest deficit overcome	-	-	1	3	3	-	-	2	1	2

Match/Team Match Statistics	Match				Team Match
	1	2	3	4	
Longest rally (strokes)	-	-	10	18	18
Average rally	-	-	4	5	4



THU 20 JUL 2017

## Detailed Team Match Results

Start Time 09:00

KRÄMER Christopher (AUT)

2 - 3

MECHAU Mark (GER)

Match 1		Match
KRÄMER Christopher	AUT	2
MECHAU Mark	GER	3
	Duration	0min

Team Match No: TS6

Table: Table 2

Umpires:



THU 20 JUL 2017  
Start Time 09:00

## Detailed Team Match Results

**KRAMER Lukas (AUT)**

**3 - 2**

**SCHÖLZEL Sebastian (GER)**

Match 2		Match
<b>KRAMER Lukas</b>	<b>AUT</b>	<b>3</b>
SCHÖLZEL Sebastian	GER	2
	Duration	<b>0min</b>

Team Match No: TS6

Table: Table 2

Umpires:



THU 20 JUL 2017

### Detailed Team Match Results

Start Time 09:00

STÜRMER Erwin (AUT)

2 - 3

KNOELL Matthias (GER)

Match 3		Match	1st Game	2nd Game	3rd Game	4th Game	5th Game
STÜRMER /	AUT	2	10	11	3	11	7
KNOELL /	GER	3	12	7	11	9	11
	Duration	21min	5min	4min	3min	5min	4min

Team Match No: TD6

Table: Table 2

Umpires:

Player Statistics	STÜRMER Erwin (AUT)						KNOELL Matthias (GER)					
	Game					Match	Game					Match
	1	2	3	4	5		1	2	3	4	5	
Points won	10	11	3	11	7	42	12	7	11	9	11	50
Biggest lead	2	4	-	3	1	4	2	1	8	1	4	8
Points won on own serve	5	6	2	7	2	22	6	3	7	6	5	27
Points lost on own serve	6	4	4	3	6	23	5	5	1	4	5	20
Most consecutive points won	2	3	1	4	4	4	3	2	7	3	5	7
Greatest deficit overcome	-	1	-	1	-	1	2	-	-	-	1	2
Handedness/Grip	-						-					

Match/Team Match Statistics	Game					Match
	1	2	3	4	5	
Longest rally (strokes)	10	9	6	6	8	10
Average rally	4	4	3	3	4	4

#### Game Progress

1	STÜRMER Erwin (AUT)	0	*2	2	*4	5	*5	6	*7	8	*8	10	*10	10
	KNOELL Matthias (GER)	*0	0	*2	2	*3	5	*6	7	*8	10	*10	11	12
2	STÜRMER Erwin (AUT)	*0	1	*2	3	*5	6	*7	8	*9	11			
	KNOELL Matthias (GER)	0	*1	2	*3	3	*4	5	*6	7	7			
3	STÜRMER Erwin (AUT)	0	*0	0	*0	1	*1	2	3					
	KNOELL Matthias (GER)	*0	2	*4	6	*7	9	*10	11					
4	STÜRMER Erwin (AUT)	*0	2	*2	3	*4	6	*7	8	*8	9	11		
	KNOELL Matthias (GER)	0	*0	2	*3	4	*4	5	*6	8	*9	9		
5	STÜRMER Erwin (AUT)	0	*1	1	*1	3	*5	5	*6	6	7			
	KNOELL Matthias (GER)	*0	1	*3	5	*5	5	*7	8	*10	11			



THU 20 JUL 2017

### Detailed Team Match Results

Start Time 09:00

KRÄMER Christopher (AUT)

1 - 3

SCHÖLZEL Sebastian (GER)

Match 4		Match	1st Game	2nd Game	3rd Game	4th Game
KRÄMER Christopher	AUT	1	13	3	5	8
SCHÖLZEL Sebastian	GER	3	11	11	11	11
	Duration	16min	5min	3min	3min	5min

Team Match No: TS6

Table: Table 2

Umpires:

Player Statistics	KRÄMER Christopher (AUT)					SCHÖLZEL Sebastian (GER)				
	Game				Match	Game				Match
	1	2	3	4		1	2	3	4	
Points won	13	2	5	8	29	11	11	11	11	44
Biggest lead	2	1	-	-	2	3	8	6	3	8
Points won on own serve	8	2	1	4	15	7	5	4	5	21
Points lost on own serve	4	6	7	6	23	5	1	4	4	14
Most consecutive points won	4	1	2	3	4	4	4	3	3	4
Greatest deficit overcome	3	-	-	-	3	-	1	-	-	1
Handedness/Grip										

Match/Team Match Statistics	Game				Match
	1	2	3	4	
Longest rally (strokes)	18	10	8	14	18
Average rally	6	5	4	7	5

#### Game Progress

1	KRÄMER Christopher (AUT)	0	*0	2	*4	5	*5	5	*6	7	*8	10	*10	11	*12	13
	SCHÖLZEL Sebastian (GER)	*0	2	*2	2	*3	5	*7	8	*9	10	*10	11	*11	11	11
2	KRÄMER Christopher (AUT)	*0	1	*1	2	*2	2	*3	3							
	SCHÖLZEL Sebastian (GER)	0	*1	3	*4	6	*8	9	11							
3	KRÄMER Christopher (AUT)	0	*1	1	*2	2	*3	4	*5	5						
	SCHÖLZEL Sebastian (GER)	*0	1	*3	4	*6	7	*8	9	11						
4	KRÄMER Christopher (AUT)	*0	0	*1	3	*4	4	*5	6	*7	8	8				
	SCHÖLZEL Sebastian (GER)	0	*2	3	*3	4	*6	7	*8	9	*10	11				

#### LEGEND

MS Men's Single

MT Men's Team

WS Women's Single

WT Women's Team

Note: "\*" server. The "Greatest deficit overcome" only applies when the player ends up winning the game.



THU 20 JUL 2017

### Detailed Team Match Results

Start Time 14:30

**China**

**3 - 0**

**Germany**

Team Match No: TD10

Table: Table 3

Umpires:

Match 1			Match	1st Game	2nd Game	3rd Game
A	WANG Cong	CHN	3	11	11	11
X	SCHÖLZEL Sebastian	GER	0	7	6	5
Duration			9min	3min	3min	3min

Match 2			Match	1st Game	2nd Game	3rd Game
B	ZHANG Chaoyue	CHN	3	11	11	11
Y	KNOELL Matthias	GER	0	1	2	3
Duration			7min	3min	2min	2min

Match 3			Match	1st Game	2nd Game	3rd Game
C	TIAN /	CHN	3	11	11	11
Z	MECHAU /	GER	0	7	8	4
Duration			11min	4min	5min	2min

Duration of Team Match	00h27min
------------------------	----------

Player Statistics	China				Germany			
	Match			Team Match	Match			Team Match
	1	2	3		1	2	3	
Points won	33	33	33	99	18	6	19	43
Biggest lead	6	10	8	10	2	1	1	2
Points won on own serve	17	18	18	53	9	5	12	26
Points lost on own serve	9	1	7	17	16	15	15	46
Most consecutive points won	5	10	5	10	3	2	3	3
Greatest deficit overcome	2	1	1	2	-	-	-	-

Match/Team Match Statistics	Match			Team Match
	1	2	3	
Longest rally (strokes)	8	9	10	10
Average rally	4	4	3	4



THU 20 JUL 2017

## Detailed Team Match Results

Start Time 14:30

WANG Cong (CHN)

3 - 0

SCHÖLZEL Sebastian (GER)

Match 1		Match	1st Game	2nd Game	3rd Game
WANG Cong	CHN	3	11	11	11
SCHÖLZEL Sebastian	GER	0	7	6	5
	Duration	9min	3min	3min	3min

Team Match No: TS10

Table: Table 3

Umpires:

Player Statistics	WANG Cong (CHN)				SCHÖLZEL Sebastian (GER)			
	Game			Match	Game			Match
	1	2	3		1	2	3	
Points won	11	11	11	33	7	6	5	18
Biggest lead	6	5	6	6	-	2	1	2
Points won on own serve	7	5	5	17	4	3	2	9
Points lost on own serve	3	3	3	9	4	6	6	16
Most consecutive points won	5	5	4	5	3	2	1	3
Greatest deficit overcome	-	2	1	2	-	-	-	-
Handedness/Grip								

Match/Team Match Statistics	Game			Match
	1	2	3	
Longest rally (strokes)	8	5	7	8
Average rally	4	3	4	4

### Game Progress

1	WANG Cong (CHN)	*0	1	*3	5	*6	8	*8	9	*10	11
	SCHÖLZEL Sebastian (GER)	0	*1	1	*1	2	*2	4	*5	6	7
2	WANG Cong (CHN)	0	*0	2	*4	5	*7	8	*9	10	11
	SCHÖLZEL Sebastian (GER)	*0	2	*2	2	*3	3	*4	5	*6	6
3	WANG Cong (CHN)	*0	1	*3	4	*5	7	*9	10	11	
	SCHÖLZEL Sebastian (GER)	0	*1	1	*2	3	*3	3	*4	5	



THU 20 JUL 2017

### Detailed Team Match Results

Start Time 14:30

ZHANG Chaoyue (CHN)

3 - 0

KNOELL Matthias (GER)

Match 2		Match	1st Game	2nd Game	3rd Game
ZHANG Chaoyue	CHN	3	11	11	11
KNOELL Matthias	GER	0	1	2	3
	Duration	7min	3min	2min	2min

Team Match No: TS10

Table: Table 3

Umpires:

Player Statistics	ZHANG Chaoyue (CHN)				KNOELL Matthias (GER)			
	Game			Match	Game			Match
	1	2	3		1	2	3	
Points won	11	11	11	33	1	2	3	6
Biggest lead	10	9	8	10	-	1	-	1
Points won on own serve	6	6	6	18	1	1	3	5
Points lost on own serve	-	1	-	1	5	5	5	15
Most consecutive points won	8	10	7	10	1	2	1	2
Greatest deficit overcome	-	1	-	1	-	-	-	-
Handedness/Grip								

Match/Team Match Statistics	Game			Match
	1	2	3	
Longest rally (strokes)	9	5	6	9
Average rally	4	3	4	4

#### Game Progress

1	ZHANG Chaoyue (CHN)	0	*2	4	*6	8	*9	11	
	KNOELL Matthias (GER)	*0	0	*0	0	*0	1	1	
2	ZHANG Chaoyue (CHN)	*0	1	*2	4	*6	8	*10	11
	KNOELL Matthias (GER)	0	*1	2	*2	2	*2	2	2
3	ZHANG Chaoyue (CHN)	0	*1	3	*5	7	*8	10	11
	KNOELL Matthias (GER)	*0	1	*1	1	*1	2	*2	3





THU 20 JUL 2017

### Detailed Team Match Results

Start Time 14:30

TIAN Jiping (CHN)

3 - 0

MECHAU Mark (GER)

Match 3		Match	1st Game	2nd Game	3rd Game
TIAN /	CHN	3	11	11	11
MECHAU /	GER	0	7	8	4
	Duration	11min	4min	5min	2min

Team Match No: TD10

Table: Table 3

Umpires:

Player Statistics	TIAN Jiping (CHN)				MECHAU Mark (GER)			
	Game			Match	Game			Match
	1	2	3		1	2	3	
Points won	11	11	11	33	7	8	4	19
Biggest lead	4	3	8	8	1	1	-	1
Points won on own serve	6	6	6	18	5	4	3	12
Points lost on own serve	2	4	1	7	5	5	5	15
Most consecutive points won	3	3	5	5	3	3	2	3
Greatest deficit overcome	1	1	-	1	-	-	-	-
Handedness/Grip	-				-			

Match/Team Match Statistics	Game			Match
	1	2	3	
Longest rally (strokes)	8	10	5	10
Average rally	4	4	2	3

#### Game Progress

1	TIAN Jiping (CHN)	0	*1	2	*3	5	*6	8	*8	9	11	
	MECHAU Mark (GER)	*0	1	*2	3	*3	4	*4	6	*7	7	
2	TIAN Jiping (CHN)	*0	1	*3	3	*4	6	*7	8	*8	10	11
	MECHAU Mark (GER)	0	*1	1	*3	4	*4	5	*6	8	*8	8
3	TIAN Jiping (CHN)	0	*2	4	*5	6	*8	10	*10	11		
	MECHAU Mark (GER)	*0	0	*0	1	*2	2	*2	4	4		

#### LEGEND

MS Men's Single

MT Men's Team

WS Women's Single

WT Women's Team

Note: "\*" server. The "Greatest deficit overcome" only applies when the player ends up winning the game.



THU 20 JUL 2017

### Detailed Team Match Results

Start Time 14:30

**Austria**

**3 - 0**

**Thailandia**

Team Match No: TS14

Table: Table 2

Umpires:

Match 1			Match	1st Game	2nd Game	3rd Game
A	KRAMER Lukas	AUT	3	11	11	11
X	BUNPRASAN Sirisak	THA	0	4	4	5
Duration			8min	3min	2min	3min

Match 2			Match	1st Game	2nd Game	3rd Game
B	KRAMER Christopher	AUT	3	15	11	11
Y	PRATUEANGPAIBOON Wittaya	THA	0	13	8	4
Duration			15min	7min	5min	3min

Duration of Team Match	00h23min
------------------------	----------

Player Statistics	Austria				Thailandia			
	Match			Team Match	Match			Team Match
	1	2	3		1	2	3	
Points won	33	37	-	70	13	25	-	38
Biggest lead	7	7	-	7	1	1	-	1
Points won on own serve	19	22	-	41	9	16	-	25
Points lost on own serve	4	9	-	13	14	15	-	29
Most consecutive points won	5	4	-	5	3	3	-	3
Greatest deficit overcome	1	1	-	1	-	-	-	-

Match/Team Match Statistics	Match			Team Match
	1	2	3	
Longest rally (strokes)	8	11	-	11
Average rally	3	4	-	4



THU 20 JUL 2017

## Detailed Team Match Results

Start Time 14:30

**KRAMER Lukas (AUT)**

**3 - 0**

**BUNPRASAN Sirisak (THA)**

Match 1		Match	1st Game	2nd Game	3rd Game
<b>KRAMER Lukas</b>	<b>AUT</b>	<b>3</b>	11	11	11
BUNPRASAN Sirisak	THA	0	4	4	5
	Duration	<b>8min</b>	3min	2min	3min

Team Match No: TS14

Table: Table 2

Umpires:

Player Statistics	KRAMER Lukas (AUT)				BUNPRASAN Sirisak (THA)			
	Game			Match	Game			Match
	1	2	3		1	2	3	
Points won	11	11	11	33	4	4	5	13
Biggest lead	7	7	7	7	1	-	1	1
Points won on own serve	6	6	7	19	3	2	4	9
Points lost on own serve	1	2	1	4	5	5	4	14
Most consecutive points won	4	3	5	5	1	1	3	3
Greatest deficit overcome	1	-	1	1	-	-	-	-
Handedness/Grip								

Match/Team Match Statistics	Game			Match
	1	2	3	
Longest rally (strokes)	5	5	8	8
Average rally	3	3	4	3

### Game Progress

1	<b>KRAMER Lukas (AUT)</b>	0	*1	3	*4	6	*8	9	*10	11
	BUNPRASAN Sirisak (THA)	*0	1	*1	2	*2	2	*3	4	4
2	<b>KRAMER Lukas (AUT)</b>	*0	1	*3	4	*5	7	*8	10	11
	BUNPRASAN Sirisak (THA)	0	*1	1	*2	3	*3	4	*4	4
3	<b>KRAMER Lukas (AUT)</b>	0	*1	3	*4	6	*8	9	*9	11
	BUNPRASAN Sirisak (THA)	*0	1	*1	2	*2	2	*3	5	5



THU 20 JUL 2017

### Detailed Team Match Results

Start Time 14:30

**KRÄMER Christopher (AUT)**

**3 - 0**

**PRATUEANGPAIBOON Wittaya (THA)**

Match 2		Match	1st Game	2nd Game	3rd Game
<b>KRÄMER Christopher</b>	<b>AUT</b>	<b>3</b>	15	11	11
PRATUEANGPAIBOON Wittaya	THA	0	13	8	4
	Duration	15min	7min	5min	3min

Team Match No: TS14

Table: Table 2

Umpires:

Player Statistics	KRÄMER Christopher (AUT)				PRATUEANGPAIBOON Wittaya (THA)			
	Game			Match	Game			Match
	1	2	3		1	2	3	
Points won	15	11	11	37	13	8	4	25
Biggest lead	3	3	7	7	1	1	-	1
Points won on own serve	9	6	7	22	8	4	4	16
Points lost on own serve	5	4	-	9	6	5	4	15
Most consecutive points won	3	2	4	4	3	2	2	3
Greatest deficit overcome	1	1	-	1	-	-	-	-
Handedness/Grip								

Match/Team Match Statistics	Game			Match
	1	2	3	
Longest rally (strokes)	6	11	6	11
Average rally	4	5	3	4

#### Game Progress

1	KRÄMER Christopher (AUT)	0	*1	2	*4	5	*6	7	*7	9	*9	10	*10	11	*12	12	*12	13	*14	15
	PRATUEANGPAIBOON Wittaya (THA)	*0	1	*2	2	*3	4	*5	7	*7	9	*10	11	*11	11	*12	13	*13	13	13
2	KRÄMER Christopher (AUT)	*0	1	*2	4	*5	6	*7	8	*9	10	11								
	PRATUEANGPAIBOON Wittaya (THA)	0	*1	2	*2	3	*4	5	*6	7	*8	8								
3	KRÄMER Christopher (AUT)	0	*2	4	*4	6	*7	9	*10	11										
	PRATUEANGPAIBOON Wittaya (THA)	*0	0	*0	2	*2	3	*3	4	4										

#### LEGEND

MS Men's Single

MT Men's Team

WS Women's Single

WT Women's Team

Note: "\*" server. The "Greatest deficit overcome" only applies when the player ends up winning the game.



THU 20 JUL 2017

### Detailed Team Match Results

Start Time 17:30

Austria

0 - 3

China

Team Match No: TD18

Table: Table 3

Umpires:

Match 1			Match	1st Game	2nd Game	3rd Game
A	KRAMER Lukas	AUT	0	6	4	3
X	TIAN Jiping	CHN	3	11	11	11
Duration			7min	1min	3min	3min

Match 2			Match	1st Game	2nd Game	3rd Game
B	KRÄMER Christopher	AUT	0	7	3	6
Y	WANG Cong	CHN	3	11	11	11
Duration			8min	3min	2min	3min

Match 3			Match	1st Game	2nd Game	3rd Game	4th Game
C	STÜRMER /	AUT	1	9	7	12	8
Z	XU /	CHN	3	11	11	10	11
Duration			14min	3min	3min	4min	4min

Duration of Team Match	00h29min
------------------------	----------

Player Statistics	Austria				Team Match	China				Team Match
	Match					Match				
	1	2	3	4		1	2	3	4	
Points won	13	16	36	-	65	33	33	43	-	109
Biggest lead	1	2	2	-	2	9	8	4	-	9
Points won on own serve	6	10	19	-	35	17	19	24	-	60
Points lost on own serve	16	14	19	-	49	7	6	17	-	30
Most consecutive points won	5	3	4	-	5	9	10	5	-	10
Greatest deficit overcome	-	-	1	-	1	1	2	2	-	2

Match/Team Match Statistics	Match				Team Match
	1	2	3	4	
Longest rally (strokes)	12	7	10	-	12
Average rally	4	3	4	-	4



THU 20 JUL 2017

### Detailed Team Match Results

Start Time 17:30

KRAMER Lukas (AUT)

0 - 3

TIAN Jiping (CHN)

Match 1		Match	1st Game	2nd Game	3rd Game
KRAMER Lukas	AUT	0	6	4	3
TIAN Jiping	CHN	3	11	11	11
	Duration	7min	1min	3min	3min

Team Match No: TS18

Table: Table 3

Umpires:

Player Statistics	KRAMER Lukas (AUT)				TIAN Jiping (CHN)			
	Game			Match	Game			Match
	1	2	3		1	2	3	
Points won	6	4	3	13	11	11	11	33
Biggest lead	-	-	1	1	9	7	8	9
Points won on own serve	3	2	1	6	6	5	6	17
Points lost on own serve	5	6	5	16	3	2	2	7
Most consecutive points won	5	1	1	5	9	5	5	9
Greatest deficit overcome	-	-	-	-	-	-	1	1
Handedness/Grip								

Match/Team Match Statistics	Game			Match
	1	2	3	
Longest rally (strokes)	4	10	12	12
Average rally	1	5	5	4

#### Game Progress

1	KRAMER Lukas (AUT)	0	*0	0	*0	0	*1	3	*5	6	6
	TIAN Jiping (CHN)	*0	2	*4	6	*8	9	*9	9	*10	11
2	KRAMER Lukas (AUT)	*0	0	*1	2	*2	2	*3	4	4	
	TIAN Jiping (CHN)	0	*2	3	*4	6	*8	9	*10	11	
3	KRAMER Lukas (AUT)	0	*1	1	*2	2	*2	3	3		
	TIAN Jiping (CHN)	*0	1	*3	4	*6	8	*9	11		



THU 20 JUL 2017

### Detailed Team Match Results

Start Time 17:30

KRÄMER Christopher (AUT)

0 - 3

WANG Cong (CHN)

Match 2		Match	1st Game	2nd Game	3rd Game
KRÄMER Christopher	AUT	0	7	3	6
<b>WANG Cong</b>	<b>CHN</b>	<b>3</b>	<b>11</b>	<b>11</b>	<b>11</b>
	Duration	<b>8min</b>	3min	2min	3min

Team Match No: TS18

Table: Table 3

Umpires:

Player Statistics	KRÄMER Christopher (AUT)				WANG Cong (CHN)			
	Game			Match	Game			Match
	1	2	3		1	2	3	
Points won	7	3	6	16	11	11	11	33
Biggest lead	-	2	1	2	5	8	5	8
Points won on own serve	6	2	2	10	9	5	5	19
Points lost on own serve	2	6	6	14	1	1	4	6
Most consecutive points won	3	2	2	3	4	10	5	10
Greatest deficit overcome	-	-	-	-	-	2	1	2
Handedness/Grip								

Match/Team Match Statistics	Game			Match
	1	2	3	
Longest rally (strokes)	7	5	5	7
Average rally	3	3	3	3

#### Game Progress

1	KRÄMER Christopher (AUT)	0	*0	2	*2	3	*3	4	*5	7	7
	<b>WANG Cong (CHN)</b>	*0	2	*2	4	*5	7	*8	9	*9	11
2	KRÄMER Christopher (AUT)	*0	2	*3	3	*3	3	*3	3		
	<b>WANG Cong (CHN)</b>	0	*0	1	*3	5	*7	9	11		
3	KRÄMER Christopher (AUT)	0	*1	2	*3	4	*4	4	*6	6	6
	<b>WANG Cong (CHN)</b>	*0	1	*2	3	*4	6	*8	8	*10	11



THU 20 JUL 2017

### Detailed Team Match Results

Start Time 17:30

STÜRMER Erwin (AUT)

1 - 3

XU Youyue (CHN)

Match 3		Match	1st Game	2nd Game	3rd Game	4th Game
STÜRMER /	AUT	1	9	7	12	8
XU /	CHN	3	11	11	10	11
	Duration	14min	3min	3min	4min	4min

Team Match No: TD18

Table: Table 3

Umpires:

Player Statistics	STÜRMER Erwin (AUT)					XU Youyue (CHN)				
	Game				Match	Game				Match
	1	2	3	4		1	2	3	4	
Points won	9	7	12	8	36	11	11	10	11	43
Biggest lead	2	1	2	2	2	2	4	1	3	4
Points won on own serve	4	4	6	5	19	5	7	5	7	24
Points lost on own serve	6	4	5	4	19	5	3	6	3	17
Most consecutive points won	4	3	3	3	4	4	5	3	5	5
Greatest deficit overcome	-	-	1	-	1	2	1	-	2	2
Handedness/Grip	-					-				

Match/Team Match Statistics	Game				Match
	1	2	3	4	
Longest rally (strokes)	9	10	7	10	10
Average rally	4	4	4	5	4

#### Game Progress

1	STÜRMER Erwin (AUT)	0	*1	2	*3	3	*5	7	*7	7	*8	9	XU Youyue (CHN)	*0	1	*2	3	*5	5	*5	7	*9	10	11				
2	STÜRMER Erwin (AUT)	0	*0	1	*3	4	*5	5	*5	7	7	XU Youyue (CHN)	*0	2	*3	3	*4	5	*7	9	*9	11						
3	STÜRMER Erwin (AUT)	*0	1	*3	4	*5	5	*6	8	*8	9	*10	11	12	XU Youyue (CHN)	0	*1	1	*2	3	*5	6	*6	8	*9	10	*10	10
4	STÜRMER Erwin (AUT)	0	*0	1	*2	4	*5	7	*7	7	*8	8	XU Youyue (CHN)	*0	2	*3	4	*4	5	*5	7	*9	10	11				

#### LEGEND

MS Men's Single

MT Men's Team

WS Women's Single

WT Women's Team

Note: "\*" server. The "Greatest deficit overcome" only applies when the player ends up winning the game.





THU 20 JUL 2017

### Detailed Team Match Results

Start Time 17:30

Thailandia

1 - 3

Germany

Team Match No: TS22

Table: Table 2

Umpires:

Match 1			Match	1st Game	2nd Game	3rd Game	4th Game
A	PRATUEANGPAIBOON Wittaya	THA	3	11	8	11	11
X	SCHÖLZEL Sebastian	GER	1	7	11	9	4
Duration			16min	4min	4min	5min	3min

Match 2			Match	1st Game	2nd Game	3rd Game
B	BUNPRASAN Sirisak	THA	0	1	1	2
Y	MECHAU Mark	GER	3	11	11	11
Duration			8min	2min	2min	4min

Match 3			Match	1st Game	2nd Game	3rd Game
C	/	THA	0	0	0	0
Z	KNOELL /	GER	3	11	11	11
Duration			0min	0min	0min	0min

Match 4			Match	1st Game	2nd Game	3rd Game
A	PRATUEANGPAIBOON Wittaya	THA	0	2	6	4
Y	MECHAU Mark	GER	3	11	11	11
Duration			7min	1min	3min	3min

Duration of Team Match	00h31min
------------------------	----------

Player Statistics	Thailandia				Germany			
	Match			Team Match	Match			Team Match
	1	2	3		1	2	3	
Points won	41	4	-	57	31	33	33	130
Biggest lead	7	-	-	7	4	10	11	11
Points won on own serve	23	3	-	34	18	17	18	71
Points lost on own serve	13	16	15	59	18	1	-	23
Most consecutive points won	4	2	-	4	3	9	11	11
Greatest deficit overcome	1	-	-	1	1	-	-	1

Match/Team Match Statistics	Match			Team Match
	1	2	3	
Longest rally (strokes)	18	10	-	18
Average rally	4	4	-	3



THU 20 JUL 2017

### Detailed Team Match Results

Start Time 17:30

PRATUEANGPAIBOON Wittaya (THA)

3 - 1

SCHÖLZEL Sebastian (GER)

Match 1	Match	1st Game	2nd Game	3rd Game	4th Game
PRATUEANGPAIBOON Wittaya	THA	3	11	8	11
SCHÖLZEL Sebastian	GER	1	7	11	9
	Duration	16min	4min	4min	5min
					3min

Team Match No: TS22

Table: Table 2

Umpires:

Player Statistics	PRATUEANGPAIBOON Wittaya (THA)					SCHÖLZEL Sebastian (GER)				
	Game				Match	Game				Match
	1	2	3	4		1	2	3	4	
Points won	11	8	11	11	41	7	11	9	4	31
Biggest lead	4	1	2	7	7	-	4	1	-	4
Points won on own serve	6	4	7	6	23	3	6	6	3	18
Points lost on own serve	4	5	3	1	13	5	4	4	5	18
Most consecutive points won	3	3	3	4	4	3	3	3	2	3
Greatest deficit overcome	-	-	1	-	1	-	1	-	-	1
Handedness/Grip										

Match/Team Match Statistics	Game				Match
	1	2	3	4	
Longest rally (strokes)	18	9	11	6	18
Average rally	6	4	5	2	4

#### Game Progress

1	PRATUEANGPAIBOON Wittaya (THA)	*0	2	*3	4	*6	7	*8	8	*9	11
	SCHÖLZEL Sebastian (GER)	0	*0	1	*2	2	*3	4	*6	7	7
2	PRATUEANGPAIBOON Wittaya (THA)	0	*0	2	*3	4	*4	5	*6	6	*8
	SCHÖLZEL Sebastian (GER)	*0	2	*2	3	*4	6	*7	8	*10	10
3	PRATUEANGPAIBOON Wittaya (THA)	*0	2	*2	3	*4	6	*6	7	*8	9
	SCHÖLZEL Sebastian (GER)	0	*0	2	*3	4	*4	6	*7	8	*9
4	PRATUEANGPAIBOON Wittaya (THA)	0	*2	3	*5	7	*7	9	*10	11	
	SCHÖLZEL Sebastian (GER)	*0	0	*1	1	*1	3	*3	4	4	



THU 20 JUL 2017  
Start Time 17:30

### Detailed Team Match Results

BUNPRASAN Sirisak (THA)

0 - 3

MECHAU Mark (GER)

Match 2		Match	1st Game	2nd Game	3rd Game
BUNPRASAN Sirisak	THA	0	1	1	2
MECHAU Mark	GER	3	11	11	11
	Duration	8min	2min	2min	4min

Team Match No: TS22 Table: Table 2 Umpires:

Player Statistics	BUNPRASAN Sirisak (THA)				MECHAU Mark (GER)			
	Game			Match	Game			Match
	1	2	3		1	2	3	
Points won	1	1	2	4	11	11	11	33
Biggest lead	-	-	-	-	10	10	9	10
Points won on own serve	1	1	1	3	6	6	5	17
Points lost on own serve	5	5	6	16	-	-	1	1
Most consecutive points won	1	1	2	2	8	9	6	9
Greatest deficit overcome	-	-	-	-	-	-	-	-
Handedness/Grip								

Match/Team Match Statistics	Game			Match
	1	2	3	
Longest rally (strokes)	8	10	8	10
Average rally	4	4	4	4

#### Game Progress

1	BUNPRASAN Sirisak (THA)	*0	0	*0	0	*0	1	1
	MECHAU Mark (GER)	0	*2	4	*6	8	*9	11
2	BUNPRASAN Sirisak (THA)	0	*0	1	*1	1	*1	1
	MECHAU Mark (GER)	*0	2	*3	5	*7	9	11
3	BUNPRASAN Sirisak (THA)	*0	0	*0	1	*2	2	*2
	MECHAU Mark (GER)	0	*2	4	*5	6	*8	10
								11



THU 20 JUL 2017

### Detailed Team Match Results

Start Time 17:30

\_ (THA)

0 - 3

KNOELL Matthias (GER)

Match 3		Match	1st Game	2nd Game	3rd Game
_ /	THA	0	0	0	0
KNOELL /	GER	3	11	11	11
	Duration	0min	0min	0min	0min

Team Match No: TD22

Table: Table 2

Umpires:

Player Statistics	_ (THA)				KNOELL Matthias (GER)			
	Game			Match	Game			Match
	1	2	3		1	2	3	
Points won	-	-	-	-	11	11	11	33
Biggest lead	-	-	-	-	11	11	11	11
Points won on own serve	-	-	-	-	6	6	6	18
Points lost on own serve	5	5	5	15	-	-	-	-
Most consecutive points won	-	-	-	-	11	11	11	11
Greatest deficit overcome	-	-	-	-	-	-	-	-
Handedness/Grip	-				-			

Match/Team Match Statistics	Game			Match
	1	2	3	
Longest rally (strokes)	-	-	-	-
Average rally	-	-	-	-

#### Game Progress

1	_ (THA)	0	*0	0	*0	0	*0	0
	KNOELL Matthias (GER)	*0	2	*4	6	*8	10	11
2	_ (THA)	0	*0	0	*0	0	*0	0
	KNOELL Matthias (GER)	*0	2	*4	6	*8	10	11
3	_ (THA)	0	*0	0	*0	0	*0	0
	KNOELL Matthias (GER)	*0	2	*4	6	*8	10	11



THU 20 JUL 2017

### Detailed Team Match Results

Start Time 17:30

PRATUEANGPAIBOON Wittaya (THA)

0 - 3

MECHAU Mark (GER)

Match 4		Match	1st Game	2nd Game	3rd Game
PRATUEANGPAIBOON Wittaya	THA	0	2	6	4
MECHAU Mark	GER	3	11	11	11
	Duration	7min	1min	3min	3min

Team Match No: TS22

Table: Table 2

Umpires:

Player Statistics	PRATUEANGPAIBOON Wittaya (THA)				MECHAU Mark (GER)			
	Game			Match	Game			Match
	1	2	3		1	2	3	
Points won	2	6	4	12	11	11	11	33
Biggest lead	-	-	-	-	9	6	8	9
Points won on own serve	2	4	2	8	6	7	5	18
Points lost on own serve	5	4	6	15	-	2	2	4
Most consecutive points won	1	3	2	3	5	6	8	8
Greatest deficit overcome	-	-	-	-	-	-	-	-
Handedness/Grip								

Match/Team Match Statistics	Game			Match
	1	2	3	
Longest rally (strokes)	6	9	12	12
Average rally	2	3	3	3

#### Game Progress

1	PRATUEANGPAIBOON Wittaya (THA)	*0	0	*0	1	*1	2	*2	2		
	MECHAU Mark (GER)	0	*2	4	*5	7	*8	10	11		
2	PRATUEANGPAIBOON Wittaya (THA)	0	*0	0	*0	2	*3	3	*4	6	6
	MECHAU Mark (GER)	*0	2	*4	6	*6	7	*9	10	*10	11
3	PRATUEANGPAIBOON Wittaya (THA)	*0	0	*0	0	*0	1	*3	4	4	
	MECHAU Mark (GER)	0	*2	4	*6	8	*9	9	*10	11	

#### LEGEND

MS Men's Single

MT Men's Team

WS Women's Single

WT Women's Team

Note: "\*" server. The "Greatest deficit overcome" only applies when the player ends up winning the game.



THU 20 JUL 2017

## Detailed Team Match Results

Start Time 09:00

Lithuania

3 - 0

Poland

Team Match No: TD3

Table: Table 7

Umpires:

Match 1			Match	1st Game	2nd Game	3rd Game
A	JUCHNA Gintautas	LTU	3	11	11	11
X	NOWAK Grzegorz	POL	0	6	2	5
Duration			7min	2min	2min	3min

Match 2			Match	1st Game	2nd Game	3rd Game
B	TAKINAS Deividas	LTU	3	11	11	11
Y	SZELIGA Adrian	POL	0	6	5	9
Duration			11min	3min	3min	5min

Match 3			Match	1st Game	2nd Game	3rd Game
C	ZIZIUNAS /	LTU	3	11	11	11
Z	PIETA /	POL	0	9	9	6
Duration			13min	4min	5min	4min

Duration of Team Match	00h31min
------------------------	----------

Player Statistics	Lithuania				Poland			
	Match			Team Match	Match			Team Match
	1	2	3		1	2	3	
Points won	33	33	33	99	13	20	24	57
Biggest lead	9	6	5	9	2	2	4	4
Points won on own serve	18	18	17	53	8	11	13	32
Points lost on own serve	5	9	11	25	15	15	14	44
Most consecutive points won	7	4	6	7	3	4	4	4
Greatest deficit overcome	2	2	4	4	-	-	-	-

Match/Team Match Statistics	Match			Team Match
	1	2	3	
Longest rally (strokes)	5	8	10	10
Average rally	3	4	2	3



THU 20 JUL 2017

### Detailed Team Match Results

Start Time 09:00

JUCHNA Gintautas (LTU)

3 - 0

NOWAK Grzegorz (POL)

Match 1		Match	1st Game	2nd Game	3rd Game
JUCHNA Gintautas	LTU	3	11	11	11
NOWAK Grzegorz	POL	0	6	2	5
	Duration	7min	2min	2min	3min

Team Match No: TS3

Table: Table 7

Umpires:

Player Statistics	JUCHNA Gintautas (LTU)				NOWAK Grzegorz (POL)			
	Game			Match	Game			Match
	1	2	3		1	2	3	
Points won	11	11	11	33	6	2	5	13
Biggest lead	5	9	6	9	2	-	1	2
Points won on own serve	5	6	7	18	3	1	4	8
Points lost on own serve	3	1	1	5	6	5	4	15
Most consecutive points won	4	6	7	7	3	1	2	3
Greatest deficit overcome	2	-	1	2	-	-	-	-
Handedness/Grip								

Match/Team Match Statistics	Game			Match
	1	2	3	
Longest rally (strokes)	4	5	5	5
Average rally	2	3	3	3

#### Game Progress

1	JUCHNA Gintautas (LTU)	0	*1	2	*3	3	*5	7	*8	10	11
	NOWAK Grzegorz (POL)	*0	1	*2	3	*5	5	*5	6	*6	6
2	JUCHNA Gintautas (LTU)	*0	2	*4	5	*7	9	*10	11		
	NOWAK Grzegorz (POL)	0	*0	0	*1	1	*1	2	2		
3	JUCHNA Gintautas (LTU)	0	*1	3	*5	7	*7	8	*9	11	
	NOWAK Grzegorz (POL)	*0	1	*1	1	*1	3	*4	5	5	



THU 20 JUL 2017

## Detailed Team Match Results

Start Time 09:00

TAKINAS Devidas (LTU)

3 - 0

SZELIGA Adrian (POL)

Match 2		Match	1st Game	2nd Game	3rd Game
TAKINAS Devidas	LTU	3	11	11	11
SZELIGA Adrian	POL	0	6	5	9
	Duration	11min	3min	3min	5min

Team Match No: TS3

Table: Table 7

Umpires:

Player Statistics	TAKINAS Devidas (LTU)				SZELIGA Adrian (POL)			
	Game			Match	Game			Match
	1	2	3		1	2	3	
Points won	11	11	11	33	6	5	9	20
Biggest lead	6	6	2	6	-	-	2	2
Points won on own serve	6	6	6	18	3	3	5	11
Points lost on own serve	3	2	4	9	5	5	5	15
Most consecutive points won	4	3	2	4	2	1	4	4
Greatest deficit overcome	-	-	2	2	-	-	-	-
Handedness/Grip								

Match/Team Match Statistics	Game			Match
	1	2	3	
Longest rally (strokes)	8	7	7	8
Average rally	4	4	4	4

### Game Progress

1	TAKINAS Devidas (LTU)	*0	1	*2	4	*6	7	*9	10	*10	11	
	SZELIGA Adrian (POL)	0	*1	2	*2	2	*3	3	*4	6	6	
2	TAKINAS Devidas (LTU)	0	*2	3	*4	6	*7	9	*10	11		
	SZELIGA Adrian (POL)	*0	0	*1	2	*2	3	*3	4	5		
3	TAKINAS Devidas (LTU)	*0	2	*2	2	*4	5	*6	8	*8	9	11
	SZELIGA Adrian (POL)	0	*0	2	*4	4	*5	6	*6	8	*9	9





THU 20 JUL 2017

### Detailed Team Match Results

Start Time 09:00

ZIZIUNAS Kestutis (LTU)

3 - 0

PIETA Pawel (POL)

Match 3		Match	1st Game	2nd Game	3rd Game
ZIZIUNAS /	LTU	3	11	11	11
PIETA /	POL	0	9	9	6
	Duration	13min	4min	5min	4min

Team Match No: TD3

Table: Table 7

Umpires:

Player Statistics	ZIZIUNAS Kestutis (LTU)				PIETA Pawel (POL)			
	Game			Match	Game			Match
	1	2	3		1	2	3	
Points won	11	11	11	33	9	9	6	24
Biggest lead	4	3	5	5	-	4	2	4
Points won on own serve	5	6	6	17	4	5	4	13
Points lost on own serve	5	4	2	11	4	5	5	14
Most consecutive points won	4	4	6	6	3	4	2	4
Greatest deficit overcome	-	4	2	4	-	-	-	-
Handedness/Grip	-				-			

Match/Team Match Statistics	Game			Match
	1	2	3	
Longest rally (strokes)	10	8	7	10
Average rally	2	3	3	2

#### Game Progress

1	ZIZIUNAS Kestutis (LTU)	0	*2	4	*5	5	*7	8	*8	9	*10	11
	PIETA Pawel (POL)	*0	0	*0	1	*3	3	*4	6	*7	8	9
2	ZIZIUNAS Kestutis (LTU)	*0	0	*0	2	*3	5	*6	8	*9	9	11
	PIETA Pawel (POL)	0	*2	4	*4	5	*5	6	*6	7	*9	9
3	ZIZIUNAS Kestutis (LTU)	0	*0	2	*3	4	*6	8	*9	10	11	
	PIETA Pawel (POL)	*0	2	*2	3	*4	4	*4	5	*6	6	

#### LEGEND

MS Men's Single

MT Men's Team

WS Women's Single

WT Women's Team

Note: "\*" server. The "Greatest deficit overcome" only applies when the player ends up winning the game.



THU 20 JUL 2017  
Start Time 09:00

### Detailed Team Match Results

Bulgaria

1 - 3

Kazakhstan

Team Match No: TS7

Table: Table 5

Umpires:

Match 1			Match	1st Game	2nd Game	3rd Game	4th Game
A	KOLEV Petar Veselinov	BUL	1	11	7	12	8
X	DANIYAROV Gaip	KAZ	3	5	11	14	11
Duration			17min	3min	4min	6min	4min

Match 2			Match	1st Game	2nd Game	3rd Game	4th Game
B	HASAN Halit Mehmed	BUL	3	5	12	11	11
Y	ISKENDIROV Daniyar	KAZ	1	11	10	7	7
Duration			13min	0min	5min	4min	4min

Match 3			Match	1st Game	2nd Game	3rd Game	4th Game
C	NEDEV /	BUL	1	10	6	11	6
Z	KONKUBAYEV /	KAZ	3	12	11	7	11
Duration			14min	4min	3min	4min	3min

Match 4			Match	1st Game	2nd Game	3rd Game	4th Game	5th Game
A	KOLEV Petar Veselinov	BUL	2	9	11	9	11	9
Y	ISKENDIROV Daniyar	KAZ	3	11	9	11	8	11
Duration			21min	4min	4min	4min	4min	5min

Duration of Team Match	01h05min
------------------------	----------

Player Statistics	Bulgaria					Team Match	Kazakhstan					Team Match	
	Match						Team Match	Match					
	1	2	3	4	5			1	2	3	4		5
Points won	38	39	33	49	-	159	41	35	41	50	-	167	
Biggest lead	6	5	4	4	-	6	4	6	7	4	-	7	
Points won on own serve	20	22	16	30	-	88	23	20	20	31	-	94	
Points lost on own serve	18	15	21	19	-	73	18	17	17	19	-	71	
Most consecutive points won	5	5	6	4	-	6	3	5	5	4	-	5	
Greatest deficit overcome	1	2	4	2	-	4	3	-	2	1	-	3	

Match/Team Match Statistics	Match					Team Match
	1	2	3	4	5	
Longest rally (strokes)	15	12	10	15	-	15
Average rally	4	4	4	4	-	4



THU 20 JUL 2017

### Detailed Team Match Results

Start Time 09:00

KOLEV Petar Veselinov (BUL)

1 - 3

DANIYAROV Gaip (KAZ)

Match 1	Match	1st Game	2nd Game	3rd Game	4th Game
KOLEV Petar Veselinov BUL	1	11	7	12	8
DANIYAROV Gaip KAZ	3	5	11	14	11
Duration	17min	3min	4min	6min	4min

Team Match No: TS7

Table: Table 5

Umpires:

Player Statistics	KOLEV Petar Veselinov (BUL)					DANIYAROV Gaip (KAZ)				
	Game				Match	Game				Match
	1	2	3	4		1	2	3	4	
Points won	11	7	12	8	38	5	11	14	11	41
Biggest lead	6	1	3	-	6	1	4	4	4	4
Points won on own serve	5	3	7	5	20	2	6	8	7	23
Points lost on own serve	3	5	6	4	18	6	4	5	3	18
Most consecutive points won	3	2	5	4	5	1	3	3	3	3
Greatest deficit overcome	1	-	-	-	1	-	1	3	-	3
Handedness/Grip										

Match/Team Match Statistics	Game				Match
	1	2	3	4	
Longest rally (strokes)	4	15	9	10	15
Average rally	3	4	4	3	4

#### Game Progress

1	KOLEV Petar Veselinov (BUL)	*0	1	*3	4	*5	7	*8	9	11	DANIYAROV Gaip (KAZ)	0	*1	1	*2	3	*3	4	*5	5																
2	KOLEV Petar Veselinov (BUL)	0	*1	2	*3	3	*4	5	*5	6	7	DANIYAROV Gaip (KAZ)	*0	1	*2	3	*5	6	*7	9	*10	11														
3	KOLEV Petar Veselinov (BUL)	*0	2	*3	3	*4	4	*5	6	*6	8	*10	11	*11	12	*12	12	12	DANIYAROV Gaip (KAZ)	0	*0	1	*3	4	*6	7	*8	10	*10	10	*10	11	*11	12	*13	14
4	KOLEV Petar Veselinov (BUL)	0	*0	1	*2	3	*3	5	*7	8	*8	8	DANIYAROV Gaip (KAZ)	*0	2	*3	4	*5	7	*7	7	*8	10	11												



THU 20 JUL 2017

## Detailed Team Match Results

Start Time 09:00

HASAN Halit Mehmed (BUL)

3 - 1

ISKENDIROV Daniyar (KAZ)

Match 2		Match	1st Game	2nd Game	3rd Game	4th Game
HASAN Halit Mehmed	BUL	3	5	12	11	11
ISKENDIROV Daniyar	KAZ	1	11	10	7	7
	Duration	13min	0min	5min	4min	4min

Team Match No: TS7

Table: Table 5

Umpires:

Player Statistics	HASAN Halit Mehmed (BUL)					ISKENDIROV Daniyar (KAZ)				
	Game				Match	Game				Match
	1	2	3	4		1	2	3	4	
Points won	5	12	11	11	39	11	10	7	7	35
Biggest lead	-	3	4	5	5	6	1	-	2	6
Points won on own serve	3	6	7	6	22	6	5	4	5	20
Points lost on own serve	5	5	3	2	15	2	6	4	5	17
Most consecutive points won	3	3	3	5	5	5	4	2	2	5
Greatest deficit overcome	-	1	-	2	2	-	-	-	-	-
Handedness/Grip										

Match/Team Match Statistics	Game				Match
	1	2	3	4	
Longest rally (strokes)	9	12	10	10	12
Average rally	1	5	4	5	4

### Game Progress

1	HASAN Halit Mehmed (BUL)	*0	0	*0	1	*3	4	*4	5	5		
	ISKENDIROV Daniyar (KAZ)	0	*2	4	*5	5	*6	8	*9	11		
2	HASAN Halit Mehmed (BUL)	0	*1	2	*3	4	*6	7	*7	8	*9	10
	ISKENDIROV Daniyar (KAZ)	*0	1	*2	3	*4	4	*5	7	*8	9	*10
3	HASAN Halit Mehmed (BUL)	*0	2	*3	3	*5	6	*7	9	*9	11	
	ISKENDIROV Daniyar (KAZ)	0	*0	1	*3	3	*4	5	*5	7	7	
4	HASAN Halit Mehmed (BUL)	0	*0	2	*3	4	*6	8	*9	10	11	
	ISKENDIROV Daniyar (KAZ)	*0	2	*2	3	*4	4	*4	5	*6	7	



THU 20 JUL 2017

### Detailed Team Match Results

Start Time 09:00

NEDEV Ivan Dimitrov (BUL)

1 - 3

KONKUBAYEV Kanat (KAZ)

Match 3		Match	1st Game	2nd Game	3rd Game	4th Game
NEDEV /	BUL	1	10	6	11	6
KONKUBAYEV /	KAZ	3	12	11	7	11
	Duration	14min	4min	3min	4min	3min

Team Match No: TD7

Table: Table 5

Umpires:

Player Statistics	NEDEV Ivan Dimitrov (BUL)					KONKUBAYEV Kanat (KAZ)				
	Game				Match	Game				Match
	1	2	3	4		1	2	3	4	
Points won	10	6	11	6	33	12	11	7	11	41
Biggest lead	-	-	4	2	4	7	5	4	5	7
Points won on own serve	4	3	7	2	16	5	6	4	5	20
Points lost on own serve	7	5	3	6	21	6	3	4	4	17
Most consecutive points won	6	3	6	2	6	5	5	5	5	5
Greatest deficit overcome	-	-	4	-	4	-	-	-	-	2
Handedness/Grip	-					-				

Match/Team Match Statistics	Game				Match
	1	2	3	4	
Longest rally (strokes)	6	5	10	8	10
Average rally	3	3	4	4	4

#### Game Progress

1	NEDEV Ivan Dimitrov (BUL)	*0	0	*1	2	*2	2	*3	4	*6	8	*10	10	10
	KONKUBAYEV Kanat (KAZ)	0	*2	3	*4	6	*8	9	*10	10	*10	10	*11	12
2	NEDEV Ivan Dimitrov (BUL)	0	*1	1	*1	2	*3	5	*6	6	6			6
	KONKUBAYEV Kanat (KAZ)	*0	1	*3	5	*6	7	*7	8	*10	11			11
3	NEDEV Ivan Dimitrov (BUL)	*0	1	*2	2	*2	4	*6	8	*9	11			11
	KONKUBAYEV Kanat (KAZ)	0	*1	2	*4	6	*6	6	*6	7	7			7
4	NEDEV Ivan Dimitrov (BUL)	0	*1	2	*4	4	*4	5	*6	6	6			6
	KONKUBAYEV Kanat (KAZ)	*0	1	*2	2	*4	6	*7	8	*10	11			11



THU 20 JUL 2017

### Detailed Team Match Results

Start Time 09:00

KOLEV Petar Veselinov (BUL)

2 - 3

ISKENDIROV Daniyar (KAZ)

Match 4		Match	1st Game	2nd Game	3rd Game	4th Game	5th Game
KOLEV Petar Veselinov	BUL	2	9	11	9	11	9
ISKENDIROV Daniyar	KAZ	3	11	9	11	8	11
	Duration	21min	4min	4min	4min	4min	5min

Team Match No: TS7

Table: Table 5

Umpires:

Player Statistics	KOLEV Petar Veselinov (BUL)						ISKENDIROV Daniyar (KAZ)					
	Game					Match	Game					Match
	1	2	3	4	5		1	2	3	4	5	
Points won	9	11	9	11	9	49	11	9	11	8	11	50
Biggest lead	1	2	-	4	1	4	4	2	3	1	3	4
Points won on own serve	6	6	5	7	6	30	7	5	6	6	7	31
Points lost on own serve	4	4	5	2	4	19	3	5	4	4	3	19
Most consecutive points won	3	3	2	4	4	4	4	3	3	2	4	4
Greatest deficit overcome	-	2	-	1	-	2	1	-	-	-	1	1
Handedness/Grip												

Match/Team Match Statistics	Game					Match
	1	2	3	4	5	
Longest rally (strokes)	11	15	13	8	10	15
Average rally	4	4	5	4	4	4

#### Game Progress

1	KOLEV Petar Veselinov (BUL)	*0	1	*1	2	*2	4	*5	6	*7	8	9
	ISKENDIROV Daniyar (KAZ)	0	*1	3	*4	6	*6	7	*8	9	*10	11
2	KOLEV Petar Veselinov (BUL)	0	*2	2	*3	4	*5	6	*6	8	*9	11
	ISKENDIROV Daniyar (KAZ)	*0	0	*2	3	*4	5	*6	8	*8	9	9
3	KOLEV Petar Veselinov (BUL)	*0	1	*1	2	*3	4	*5	6	*7	8	9
	ISKENDIROV Daniyar (KAZ)	0	*1	3	*4	5	*6	7	*8	9	*10	11
4	KOLEV Petar Veselinov (BUL)	0	*1	3	*4	5	*6	7	*8	10	*10	11
	ISKENDIROV Daniyar (KAZ)	*0	1	*1	2	*3	4	*5	6	*6	8	8
5	KOLEV Petar Veselinov (BUL)	*0	1	*1	2	*3	5	*5	6	*8	9	9
	ISKENDIROV Daniyar (KAZ)	0	*1	3	*4	5	*5	7	*8	8	*9	11

#### LEGEND

MS Men's Single

MT Men's Team

WS Women's Single

WT Women's Team

Note: "\*" server. The "Greatest deficit overcome" only applies when the player ends up winning the game.



THU 20 JUL 2017  
Start Time 14:30

### Detailed Team Match Results

Lithuania

3 - 0

Kazakhstan

Team Match No:

Table:

Umpires:

Player Statistics	Lithuania		Kazakhstan	
	Game	Team	Game	Team
	1	Match	1	Match
Points won	-	-	-	-
Biggest lead	-	-	-	-
Points won on own serve	-	-	-	-
Points lost on own serve	-	-	-	-
Most consecutive points won	-	-	-	-
Greatest deficit overcome	-	-	-	-

Match/Team Match Statistics	Game	Team
	1	Match
Longest rally (strokes)	-	-
Average rally	-	-

#### LEGEND

MS Men's Single

MT Men's Team

WS Women's Single

WT Women's Team

Note: "\*" server. The "Greatest deficit overcome" only applies when the player ends up winning the game.



THU 20 JUL 2017

### Detailed Team Match Results

Start Time 14:30

Poland

2 - 3

Bulgaria

Team Match No: TD15

Table: Table 5

Umpires:

Match 1		Match	1st Game	2nd Game	3rd Game	4th Game
A	SZELIGA Adrian	POL	1	11	9	10
X	KOLEV Petar Veselinov	BUL	3	9	11	12
Duration		18min	2min	5min	7min	4min

Match 2		Match	1st Game	2nd Game	3rd Game
B	RUTOWSKI Marek Jan	POL	0	2	6
Y	HASAN Halit Mehmed	BUL	3	11	11
Duration		9min	2min	4min	3min

Match 3		Match	1st Game	2nd Game	3rd Game
C	PIETA /	POL	3	11	11
Z	NEDEV /	BUL	0	3	9
Duration		14min	3min	5min	6min

Duration of Team Match	00h41min
------------------------	----------

Player Statistics	Poland				Bulgaria			
	Match			Team Match	Match			Team Match
	1	2	3		1	2	3	
Points won	36	12	33	81	43	33	21	97
Biggest lead	4	2	8	8	6	10	2	10
Points won on own serve	22	8	19	49	25	19	14	58
Points lost on own serve	18	14	7	39	14	4	14	32
Most consecutive points won	5	2	8	8	6	10	3	10
Greatest deficit overcome	2	-	2	2	3	2	-	3

Match/Team Match Statistics	Match			Team Match
	1	2	3	
Longest rally (strokes)	18	11	7	18
Average rally	4	4	3	4





THU 20 JUL 2017

### Detailed Team Match Results

Start Time 14:30

SZELIGA Adrian (POL)

1 - 3

KOLEV Petar Veselinov (BUL)

Match 1		Match	1st Game	2nd Game	3rd Game	4th Game
SZELIGA Adrian	POL	1	11	9	10	6
KOLEV Petar Veselinov	BUL	3	9	11	12	11
	Duration	18min	2min	5min	7min	4min

Team Match No: TS15

Table: Table 5

Umpires:

Player Statistics	SZELIGA Adrian (POL)					KOLEV Petar Veselinov (BUL)				
	Game				Match	Game				Match
	1	2	3	4		1	2	3	4	
Points won	11	9	10	6	36	9	11	12	11	43
Biggest lead	4	-	3	1	4	2	6	2	5	6
Points won on own serve	7	6	6	3	22	6	7	7	5	25
Points lost on own serve	3	4	5	6	18	4	3	4	3	14
Most consecutive points won	4	5	5	3	5	6	5	3	6	6
Greatest deficit overcome	2	-	-	-	2	-	-	3	1	3
Handedness/Grip										

Match/Team Match Statistics	Game				Match
	1	2	3	4	
Longest rally (strokes)	10	8	18	14	18
Average rally	3	4	6	5	4

#### Game Progress

1	SZELIGA Adrian (POL)	0	*2	4	*4	4	*4	6	*7	9	*10	11		
	KOLEV Petar Veselinov (BUL)	*0	0	*0	2	*4	6	*6	7	*7	8	9		
2	SZELIGA Adrian (POL)	*0	0	*0	1	*1	3	*4	5	*7	9	9		
	KOLEV Petar Veselinov (BUL)	0	*2	4	*5	7	*7	8	*9	9	*9	11		
3	SZELIGA Adrian (POL)	0	*0	1	*2	4	*6	7	*7	8	*9	10	*10	10
	KOLEV Petar Veselinov (BUL)	*0	2	*3	4	*4	4	*5	7	*8	9	*10	11	12
4	SZELIGA Adrian (POL)	*0	0	*1	3	*4	4	*4	5	*6	6			
	KOLEV Petar Veselinov (BUL)	0	*2	3	*3	4	*6	8	*9	10	11			



THU 20 JUL 2017

### Detailed Team Match Results

Start Time 14:30

RUTOWSKI Marek Jan (POL)

0 - 3

HASAN Halit Mehmed (BUL)

Match 2		Match	1st Game	2nd Game	3rd Game
RUTOWSKI Marek Jan	POL	0	2	6	4
HASAN Halit Mehmed	BUL	3	11	11	11
	Duration	9min	2min	4min	3min

Team Match No: TS15

Table: Table 5

Umpires:

Player Statistics	RUTOWSKI Marek Jan (POL)				HASAN Halit Mehmed (BUL)			
	Game			Match	Game			Match
	1	2	3		1	2	3	
Points won	2	6	4	12	11	11	11	33
Biggest lead	-	2	-	2	10	5	7	10
Points won on own serve	2	4	2	8	7	6	6	19
Points lost on own serve	4	5	5	14	-	2	2	4
Most consecutive points won	2	2	1	2	10	5	7	10
Greatest deficit overcome	-	-	-	-	-	2	-	2
Handedness/Grip								

Match/Team Match Statistics	Game			Match
	1	2	3	
Longest rally (strokes)	5	11	9	11
Average rally	3	5	4	4

#### Game Progress

1	RUTOWSKI Marek Jan (POL)	0	*0	0	*0	0	*0	2	2
	HASAN Halit Mehmed (BUL)	*0	2	*4	6	*8	10	*10	11
2	RUTOWSKI Marek Jan (POL)	*0	2	*3	4	*4	5	*5	5
	HASAN Halit Mehmed (BUL)	0	*0	1	*2	4	*5	7	*9
3	RUTOWSKI Marek Jan (POL)	0	*1	2	*3	4	*4	4	*4
	HASAN Halit Mehmed (BUL)	*0	1	*2	3	*4	6	*8	10



THU 20 JUL 2017

## Detailed Team Match Results

Start Time 14:30

PIETA Pawel (POL)

3 - 0

NEDEV Ivan Dimitrov (BUL)

Match 3		Match	1st Game	2nd Game	3rd Game
PIETA /	POL	3	11	11	11
NEDEV /	BUL	0	3	9	9
	Duration	14min	3min	5min	6min

Team Match No: TD15

Table: Table 5

Umpires:

Player Statistics	PIETA Pawel (POL)				NEDEV Ivan Dimitrov (BUL)			
	Game			Match	Game			Match
	1	2	3		1	2	3	
Points won	11	11	11	33	3	9	9	21
Biggest lead	8	3	5	8	1	2	-	2
Points won on own serve	5	6	8	19	2	5	7	14
Points lost on own serve	1	4	2	7	6	5	3	14
Most consecutive points won	8	5	5	8	2	2	3	3
Greatest deficit overcome	1	2	-	2	-	-	-	-
Handedness/Grip	-				-			

Match/Team Match Statistics	Game			Match
	1	2	3	
Longest rally (strokes)	5	7	7	7
Average rally	3	3	3	3

### Game Progress

1	PIETA Pawel (POL)	0	*1	3	*5	7	*8	9	11			
	NEDEV Ivan Dimitrov (BUL)	*0	1	*1	1	*1	2	*3	3			
2	PIETA Pawel (POL)	*0	1	*2	3	*4	5	*5	7	*9	10	11
	NEDEV Ivan Dimitrov (BUL)	0	*1	2	*3	4	*5	7	*7	7	*8	9
3	PIETA Pawel (POL)	0	*2	4	*5	6	*6	8	*8	10	*10	11
	NEDEV Ivan Dimitrov (BUL)	*0	0	*0	1	*2	4	*4	6	*6	8	9

### LEGEND

MS Men's Single

MT Men's Team

WS Women's Single

WT Women's Team

Note: "\*" server. The "Greatest deficit overcome" only applies when the player ends up winning the game.



THU 20 JUL 2017

## Detailed Team Match Results

Start Time 17:30

Bulgaria

0 - 3

Lithuania

Team Match No: TD19

Table: Table 7

Umpires:

Match 1			Match
A	KOLEV Petar Veselinov	BUL	2
X	TAKINAS Deividas	LTU	3
Duration			0min

Match 2			Match
B	NEDEV Ivan Dimitrov	BUL	0
Y	JUCHNA Gintautas	LTU	3
Duration			0min

Match 3			Match
C	HASAN /	BUL	0
Z	NARKEVICIUS /	LTU	3
Duration			0min

Duration of Team Match	00h00min
------------------------	----------

Player Statistics	Bulgaria	Lithuania
	Team Match	Team Match
Points won	-	-
Biggest lead	-	-
Points won on own serve	-	-
Points lost on own serve	-	-
Most consecutive points won	-	-
Greatest deficit overcome	-	-

Match/Team Match Statistics	Team Match
Longest rally (strokes)	-
Average rally	-



THU 20 JUL 2017  
Start Time 17:30

## Detailed Team Match Results

KOLEV Petar Veselinov (BUL)

2 - 3

TAKINAS Deividas (LTU)

Match 1		Match
KOLEV Petar Veselinov	BUL	2
TAKINAS Deividas	LTU	3
	Duration	0min

Team Match No: TS19

Table: Table 7

Umpires:



THU 20 JUL 2017  
Start Time 17:30

## Detailed Team Match Results

NEDEV Ivan Dimitrov (BUL)

0 - 3

JUCHNA Gintautas (LTU)

Match 2		Match
NEDEV Ivan Dimitrov	BUL	0
JUCHNA Gintautas	LTU	3
	Duration	0min

Team Match No: TS19

Table: Table 7

Umpires:



THU 20 JUL 2017

### Detailed Team Match Results

Start Time 17:30

HASAN Halit Mehmed (BUL)

0 - 3

NARKEVICIUS Viktoras (LTU)

Match 3		Match
HASAN /	BUL	0
NARKEVICIUS /	LTU	3
	Duration	0min

Team Match No: TD19

Table: Table 7

Umpires:

#### LEGEND

MS Men's Single

MT Men's Team

WS Women's Single

WT Women's Team

Note: "\*" server. The "Greatest deficit overcome" only applies when the player ends up winning the game.

TTM400C03\_73C 1.01

Page 4 / 4

Report Created THU 20 JUL 2017 13:39





THU 20 JUL 2017

### Detailed Team Match Results

Start Time 17:30

Poland

0 - 3

Kazakhstan

Team Match No: TD23

Table: Table 5

Umpires:

Match 1			Match	1st Game	2nd Game	3rd Game	4th Game
A	SZELIGA Adrian	POL	1	3	8	11	6
X	KONKUBAYEV Kanat	KAZ	3	11	11	5	11
Duration			13min	2min	4min	3min	4min

Match 2			Match	1st Game	2nd Game	3rd Game
B	NOWAK Grzegorz	POL	0	5	4	5
Y	DANIYAROV Gaip	KAZ	3	11	11	11
Duration			9min	3min	3min	3min

Match 3			Match	1st Game	2nd Game	3rd Game
C	RUTOWSKI /	POL	0	6	8	7
Z	ISKENDIROV /	KAZ	3	11	11	11
Duration			12min	3min	5min	4min

Duration of Team Match	00h34min
------------------------	----------

Player Statistics	Poland				Kazakhstan			
	Match			Team Match	Match			Team Match
	1	2	3		1	2	3	
Points won	28	14	21	63	38	33	33	104
Biggest lead	6	-	2	6	8	8	7	8
Points won on own serve	17	11	11	39	22	20	18	60
Points lost on own serve	16	13	15	44	11	3	10	24
Most consecutive points won	6	2	4	6	5	7	7	7
Greatest deficit overcome	-	-	-	-	1	-	2	2

Match/Team Match Statistics	Match			Team Match
	1	2	3	
Longest rally (strokes)	11	13	11	13
Average rally	3	4	4	4





THU 20 JUL 2017

## Detailed Team Match Results

Start Time 17:30

SZELIGA Adrian (POL)

1 - 3

KONKUBAYEV Kanat (KAZ)

Match 1		Match	1st Game	2nd Game	3rd Game	4th Game
SZELIGA Adrian	POL	1	3	8	11	6
KONKUBAYEV Kanat	KAZ	3	11	11	5	11
	Duration	13min	2min	4min	3min	4min

Team Match No: TS23

Table: Table 5

Umpires:

Player Statistics	SZELIGA Adrian (POL)					KONKUBAYEV Kanat (KAZ)				
	Game				Match	Game				Match
	1	2	3	4		1	2	3	4	
Points won	3	8	11	6	28	11	11	5	11	38
Biggest lead	-	1	6	-	6	8	4	-	5	8
Points won on own serve	1	6	7	3	17	6	7	4	5	22
Points lost on own serve	5	4	1	6	16	2	2	4	3	11
Most consecutive points won	1	2	6	2	6	5	4	2	5	5
Greatest deficit overcome	-	-	-	-	-	-	1	-	-	1
Handedness/Grip										

Match/Team Match Statistics	Game				Match
	1	2	3	4	
Longest rally (strokes)	6	10	8	11	11
Average rally	2	4	3	4	3

### Game Progress

1	SZELIGA Adrian (POL)	0	*1	2	*2	2	*3	3	3	
	KONKUBAYEV Kanat (KAZ)	*0	1	*2	4	*6	7	*9	11	
2	SZELIGA Adrian (POL)	*0	1	*2	3	*3	4	*4	5	*6
	KONKUBAYEV Kanat (KAZ)	0	*1	2	*3	5	*6	8	*9	10
										8
										11
3	SZELIGA Adrian (POL)	0	*1	3	*5	7	*7	9	*10	11
	KONKUBAYEV Kanat (KAZ)	*0	1	*1	1	*1	3	*3	4	5
4	SZELIGA Adrian (POL)	*0	0	*0	1	*2	4	*5	5	*6
	KONKUBAYEV Kanat (KAZ)	0	*2	4	*5	6	*6	7	*9	10
										6
										11



THU 20 JUL 2017

## Detailed Team Match Results

Start Time 17:30

NOWAK Grzegorz (POL)

0 - 3

DANIYAROV Gaip (KAZ)

Match 2		Match	1st Game	2nd Game	3rd Game
NOWAK Grzegorz	POL	0	5	4	5
<b>DANIYAROV Gaip</b>	<b>KAZ</b>	<b>3</b>	11	11	11
	Duration	9min	3min	3min	3min

Team Match No: TS23

Table: Table 5

Umpires:

Player Statistics	NOWAK Grzegorz (POL)				DANIYAROV Gaip (KAZ)			
	Game			Match	Game			Match
	1	2	3		1	2	3	
Points won	5	4	5	14	11	11	11	33
Biggest lead	-	-	-	-	6	8	6	8
Points won on own serve	4	4	3	11	7	7	6	20
Points lost on own serve	4	4	5	13	1	-	2	3
Most consecutive points won	2	2	2	2	3	7	5	7
Greatest deficit overcome	-	-	-	-	-	-	-	-
Handedness/Grip								

Match/Team Match Statistics	Game			Match
	1	2	3	
Longest rally (strokes)	10	13	8	13
Average rally	3	4	4	4

### Game Progress

1	NOWAK Grzegorz (POL)	0	*0	2	*2	3	*3	4	*5	5
	<b>DANIYAROV Gaip (KAZ)</b>	*0	2	*2	4	*5	7	*8	9	11
2	NOWAK Grzegorz (POL)	*0	1	*1	1	*1	2	*2	4	4
	<b>DANIYAROV Gaip (KAZ)</b>	0	*1	3	*5	7	*8	10	*10	11
3	NOWAK Grzegorz (POL)	0	*0	2	*2	2	*3	4	*5	5
	<b>DANIYAROV Gaip (KAZ)</b>	*0	2	*2	4	*6	7	*8	9	11



THU 20 JUL 2017

### Detailed Team Match Results

Start Time 17:30

RUTOWSKI Marek Jan (POL)

0 - 3

ISKENDIROV Daniyar (KAZ)

Match 3		Match	1st Game	2nd Game	3rd Game
RUTOWSKI /	POL	0	6	8	7
ISKENDIROV /	KAZ	3	11	11	11
	Duration	12min	3min	5min	4min

Team Match No: TD23

Table: Table 5

Umpires:

Player Statistics	RUTOWSKI Marek Jan (POL)				ISKENDIROV Daniyar (KAZ)			
	Game			Match	Game			Match
	1	2	3		1	2	3	
Points won	6	8	7	21	11	11	11	33
Biggest lead	-	2	-	2	7	3	5	7
Points won on own serve	3	5	3	11	6	6	6	18
Points lost on own serve	5	5	5	15	3	3	4	10
Most consecutive points won	4	2	3	4	7	5	4	7
Greatest deficit overcome	-	-	-	-	-	2	-	2
Handedness/Grip	-				-			

Match/Team Match Statistics	Game			Match
	1	2	3	
Longest rally (strokes)	4	11	7	11
Average rally	3	5	3	4

#### Game Progress

1	RUTOWSKI Marek Jan (POL)	0	*1	1	*1	1	*2	4	*5	6	6
	ISKENDIROV Daniyar (KAZ)	*0	1	*3	5	*7	8	*8	9	*10	11
2	RUTOWSKI Marek Jan (POL)	*0	2	*2	4	*4	4	*5	6	*8	8
	ISKENDIROV Daniyar (KAZ)	0	*0	2	*2	4	*6	7	*8	8	*10
3	RUTOWSKI Marek Jan (POL)	0	*0	1	*2	2	*4	5	*5	6	7
	ISKENDIROV Daniyar (KAZ)	*0	2	*3	4	*6	6	*7	9	*10	11

#### LEGEND

MS Men's Single

MT Men's Team

WS Women's Single

WT Women's Team

Note: "\*" server. The "Greatest deficit overcome" only applies when the player ends up winning the game.



THU 20 JUL 2017  
Start Time 09:00

### Detailed Team Match Results

Hungary

0 - 3

Chinese Taipei

Team Match No: TD4

Table: Table 4

Umpires:

Match 1			Match	1st Game	2nd Game	3rd Game
A	BENCSIK Gergely	HUN	0	5	5	6
X	WANG Yi-Hsiang	TPE	3	11	11	11
Duration			9min	3min	3min	3min

Match 2			Match	1st Game	2nd Game	3rd Game
B	MAKAI Akos Emil	HUN	0	7	3	4
Y	YANG Jung-Tsung	TPE	3	11	11	11
Duration			7min	3min	2min	2min

Match 3			Match	1st Game	2nd Game	3rd Game
C	SZALAI /	HUN	0	2	9	6
Z	KUO /	TPE	3	11	11	11
Duration			5min	1min	2min	2min

Duration of Team Match	00h21min
------------------------	----------

Player Statistics	Hungary				Chinese Taipei			
	Match			Team Match	Match			Team Match
	1	2	3		1	2	3	
Points won	16	14	17	47	33	33	33	99
Biggest lead	2	3	1	3	7	8	9	9
Points won on own serve	10	7	10	27	18	16	19	53
Points lost on own serve	15	17	14	46	6	7	7	20
Most consecutive points won	2	3	5	5	7	11	5	11
Greatest deficit overcome	-	-	-	-	2	3	1	3

Match/Team Match Statistics	Match			Team Match
	1	2	3	
Longest rally (strokes)	6	9	14	14
Average rally	3	4	4	3



THU 20 JUL 2017

### Detailed Team Match Results

Start Time 09:00

BENCSEK Gergely (HUN)

0 - 3

WANG Yi-Hsiang (TPE)

Match 1		Match	1st Game	2nd Game	3rd Game
BENCSEK Gergely	HUN	0	5	5	6
WANG Yi-Hsiang	TPE	3	11	11	11
	Duration	9min	3min	3min	3min

Team Match No: TS4

Table: Table 4

Umpires:

Player Statistics	BENCSEK Gergely (HUN)				WANG Yi-Hsiang (TPE)			
	Game			Match	Game			Match
	1	2	3		1	2	3	
Points won	5	5	6	16	11	11	11	33
Biggest lead	-	1	2	2	7	6	5	7
Points won on own serve	3	3	4	10	6	6	6	18
Points lost on own serve	5	5	5	15	2	2	2	6
Most consecutive points won	2	2	2	2	7	4	5	7
Greatest deficit overcome	-	-	-	-	-	1	2	2
Handedness/Grip								

Match/Team Match Statistics	Game			Match
	1	2	3	
Longest rally (strokes)	6	5	5	6
Average rally	3	3	3	3

#### Game Progress

1	BENCSEK Gergely (HUN)	*0	1	*1	1	*1	2	*3	4	5	
	WANG Yi-Hsiang (TPE)	0	*1	3	*5	7	*8	9	*10	11	
2	BENCSEK Gergely (HUN)	0	*1	2	*2	3	*4	4	*4	5	
	WANG Yi-Hsiang (TPE)	*0	1	*2	4	*5	6	*8	10	11	
3	BENCSEK Gergely (HUN)	*0	2	*3	3	*3	4	*4	5	*6	6
	WANG Yi-Hsiang (TPE)	0	*0	1	*3	5	*6	8	*9	10	11



THU 20 JUL 2017

### Detailed Team Match Results

Start Time 09:00

MAKAI Akos Emil (HUN)

0 - 3

YANG Jung-Tsung (TPE)

Match 2		Match	1st Game	2nd Game	3rd Game
MAKAI Akos Emil	HUN	0	7	3	4
YANG Jung-Tsung	TPE	3	11	11	11
	Duration	7min	3min	2min	2min

Team Match No: TS4

Table: Table 4

Umpires:

Player Statistics	MAKAI Akos Emil (HUN)				YANG Jung-Tsung (TPE)			
	Game			Match	Game			Match
	1	2	3		1	2	3	
Points won	7	3	4	14	11	11	11	33
Biggest lead	-	3	-	3	4	8	7	8
Points won on own serve	3	1	3	7	4	6	6	16
Points lost on own serve	7	5	5	17	4	2	1	7
Most consecutive points won	2	3	1	3	4	11	6	11
Greatest deficit overcome	-	-	-	-	-	3	-	3
Handedness/Grip								

Match/Team Match Statistics	Game			Match
	1	2	3	
Longest rally (strokes)	7	9	6	9
Average rally	4	4	3	4

#### Game Progress

1	MAKAI Akos Emil (HUN)	*0	0	*0	1	*3	4	*5	6	*7	7
	YANG Jung-Tsung (TPE)	0	*2	4	*5	5	*6	7	*8	9	11
2	MAKAI Akos Emil (HUN)	0	*2	3	*3	3	*3	3	3		
	YANG Jung-Tsung (TPE)	*0	0	*1	3	*5	7	*9	11		
3	MAKAI Akos Emil (HUN)	*0	1	*2	3	*3	3	*3	4	4	
	YANG Jung-Tsung (TPE)	0	*1	2	*3	5	*7	9	*10	11	



THU 20 JUL 2017  
Start Time 09:00

### Detailed Team Match Results

SZALAI Bela (HUN)

0 - 3

KUO Yueh-Tung (TPE)

Match 3		Match	1st Game	2nd Game	3rd Game
SZALAI /	HUN	0	2	9	6
KUO /	TPE	3	11	11	11
	Duration	5min	1min	2min	2min

Team Match No: TD4 Table: Table 4 Umpires:

Player Statistics	SZALAI Bela (HUN)				KUO Yueh-Tung (TPE)			
	Game			Match	Game			Match
	1	2	3		1	2	3	
Points won	2	9	6	17	11	11	11	33
Biggest lead	-	1	-	1	9	4	6	9
Points won on own serve	1	5	4	10	6	6	7	19
Points lost on own serve	5	5	4	14	1	4	2	7
Most consecutive points won	1	5	2	5	5	4	5	5
Greatest deficit overcome	-	-	-	-	-	1	-	1
Handedness/Grip	-				-			

Match/Team Match Statistics	Game			Match
	1	2	3	
Longest rally (strokes)	14	6	8	14
Average rally	4	3	4	4

#### Game Progress

1	SZALAI Bela (HUN)	0	*0	0	*1	2	*2	2	2	
	KUO Yueh-Tung (TPE)	*0	2	*4	5	*6	8	*10	11	
2	SZALAI Bela (HUN)	*0	1	*1	2	*2	4	*6	7	*8
	KUO Yueh-Tung (TPE)	0	*1	3	*4	6	*6	6	*7	8
3	SZALAI Bela (HUN)	0	*0	1	*2	3	*3	3	*4	6
	KUO Yueh-Tung (TPE)	*0	2	*3	4	*5	7	*9	10	*10

#### LEGEND

MS Men's Single MT Men's Team WS Women's Single WT Women's Team

Note: "\*" server. The "Greatest deficit overcome" only applies when the player ends up winning the game.



THU 20 JUL 2017  
Start Time 09:00

### Detailed Team Match Results

**Russia**

**3 - 1**

**Czech Republic**

Team Match No:

Table:

Umpires:

Player Statistics	Russia		Czech Republic	
	Game	Team	Game	Team
	1	Match	1	Match
Points won	-	-	-	-
Biggest lead	-	-	-	-
Points won on own serve	-	-	-	-
Points lost on own serve	-	-	-	-
Most consecutive points won	-	-	-	-
Greatest deficit overcome	-	-	-	-

Match/Team Match Statistics	Game	Team
	1	Match
Longest rally (strokes)	-	-
Average rally	-	-

#### LEGEND

MS Men's Single

MT Men's Team

WS Women's Single

WT Women's Team

**Note:** "\*" server. The "Greatest deficit overcome" only applies when the player ends up winning the game.





THU 20 JUL 2017

### Detailed Team Match Results

Start Time 14:30

Chinese Taipei

3 - 1

Russia

Team Match No: TS12

Table: Table 4

Umpires:

Match 1			Match	1st Game	2nd Game	3rd Game
A	<b>YANG Jung-Tsung</b>	<b>TPE</b>	<b>3</b>	11	11	11
X	PISHCHUK Dmitry Olegovich	RUS	<b>0</b>	7	5	6
Duration			<b>9min</b>	3min	3min	3min

Match 2			Match	1st Game	2nd Game	3rd Game
B	<b>WANG Yi-Hsiang</b>	<b>TPE</b>	<b>3</b>	11	11	11
Y	ASTAFYEV Egor	RUS	<b>0</b>	5	8	9
Duration			<b>12min</b>	3min	5min	4min

Match 3			Match	1st Game	2nd Game	3rd Game	4th Game	5th Game
C	LU /	TPE	<b>2</b>	6	11	11	11	7
Z	SUYNALIEV /	RUS	<b>3</b>	11	7	13	9	11
Duration			<b>31min</b>	4min	6min	9min	6min	6min

Match 4			Match	1st Game	2nd Game	3rd Game
A	<b>YANG Jung-Tsung</b>	<b>TPE</b>	<b>3</b>	11	11	11
Y	ASTAFYEV Egor	RUS	<b>0</b>	5	8	6
Duration			<b>8min</b>	2min	3min	3min

Duration of Team Match	<b>01h00min</b>
------------------------	-----------------

Player Statistics	Chinese Taipei				Russia			
	Match			Team Match	Match			Team Match
	1	2	3		1	2	3	
Points won	33	33	46	<b>145</b>	18	22	51	<b>110</b>
Biggest lead	6	6	5	<b>6</b>	2	2	5	<b>5</b>
Points won on own serve	20	17	21	<b>76</b>	14	11	23	<b>59</b>
Points lost on own serve	4	11	28	<b>51</b>	13	16	25	<b>69</b>
Most consecutive points won	8	5	4	<b>8</b>	3	4	5	<b>5</b>
Greatest deficit overcome	2	2	3	<b>3</b>	-	-	1	<b>1</b>

Match/Team Match Statistics	Match			Team Match
	1	2	3	
Longest rally (strokes)	13	11	18	<b>18</b>
Average rally	4	4	5	<b>4</b>



THU 20 JUL 2017

### Detailed Team Match Results

Start Time 14:30

**YANG Jung-Tsung (TPE)**

**3 - 0**

**PISHCHUK Dmitry Olegovich (RUS)**

Match 1		Match	1st Game	2nd Game	3rd Game
<b>YANG Jung-Tsung</b>	<b>TPE</b>	<b>3</b>	11	11	11
PISHCHUK Dmitry Olegovich	RUS	0	7	5	6
	Duration	9min	3min	3min	3min

Team Match No: TS12

Table: Table 4

Umpires:

Player Statistics	YANG Jung-Tsung (TPE)				PISHCHUK Dmitry Olegovich (RUS)			
	Game			Match	Game			Match
	1	2	3		1	2	3	
Points won	11	11	11	33	7	5	6	18
Biggest lead	4	6	5	6	1	2	1	2
Points won on own serve	7	6	7	20	6	3	5	14
Points lost on own serve	1	2	1	4	4	5	4	13
Most consecutive points won	3	8	4	8	2	2	3	3
Greatest deficit overcome	1	2	1	2	-	-	-	-
Handedness/Grip								

Match/Team Match Statistics	Game			Match
	1	2	3	
Longest rally (strokes)	10	8	13	13
Average rally	4	4	5	4

#### Game Progress

1	<b>YANG Jung-Tsung (TPE)</b>	0	*1	2	*3	5	*6	8	*8	10	11
	PISHCHUK Dmitry Olegovich (RUS)	*0	1	*2	3	*3	4	*4	6	*6	7
2	<b>YANG Jung-Tsung (TPE)</b>	*0	1	*2	3	*3	5	*7	9	11	
	PISHCHUK Dmitry Olegovich (RUS)	0	*1	2	*3	5	*5	5	*5	5	
3	<b>YANG Jung-Tsung (TPE)</b>	0	*1	3	*3	4	*5	7	*8	10	11
	PISHCHUK Dmitry Olegovich (RUS)	*0	1	*1	3	*4	5	*5	6	*6	6



THU 20 JUL 2017

### Detailed Team Match Results

Start Time 14:30

WANG Yi-Hsiang (TPE)

3 - 0

ASTAFYEV Egor (RUS)

Match 2		Match	1st Game	2nd Game	3rd Game
WANG Yi-Hsiang	TPE	3	11	11	11
ASTAFYEV Egor	RUS	0	5	8	9
	Duration	12min	3min	5min	4min

Team Match No: TS12

Table: Table 4

Umpires:

Player Statistics	WANG Yi-Hsiang (TPE)				ASTAFYEV Egor (RUS)			
	Game			Match	Game			Match
	1	2	3		1	2	3	
Points won	11	11	11	33	5	8	9	22
Biggest lead	6	3	5	6	-	2	1	2
Points won on own serve	6	5	6	17	3	3	5	11
Points lost on own serve	2	5	4	11	5	6	5	16
Most consecutive points won	5	5	4	5	1	2	4	4
Greatest deficit overcome	-	2	1	2	-	-	-	-
Handedness/Grip								

Match/Team Match Statistics	Game			Match
	1	2	3	
Longest rally (strokes)	6	9	11	11
Average rally	4	4	4	4

#### Game Progress

1	WANG Yi-Hsiang (TPE)	0	*1	2	*3	4	*6	8	*9	11	ASTAFYEV Egor (RUS)	*0	1	*2	3	*4	4	*4	5	5				
2	WANG Yi-Hsiang (TPE)	*0	1	*2	3	*4	4	*5	7	*9	10	11	ASTAFYEV Egor (RUS)	0	*1	2	*3	4	*6	7	*7	7	*8	8
3	WANG Yi-Hsiang (TPE)	0	*1	2	*4	6	*7	8	*9	10	*10	11	ASTAFYEV Egor (RUS)	*0	1	*2	2	*2	3	*4	5	*6	8	9



THU 20 JUL 2017

### Detailed Team Match Results

Start Time 14:30

LU Shih-Chieh (TPE)

2 - 3

SUYNALIEV Asilbek (RUS)

Match 3		Match	1st Game	2nd Game	3rd Game	4th Game	5th Game
LU /	TPE	2	6	11	11	11	7
SUYNALIEV /	RUS	3	11	7	13	9	11
	Duration	31min	4min	6min	9min	6min	6min

Team Match No: TD12

Table: Table 4

Umpires:

Player Statistics	LU Shih-Chieh (TPE)						SUYNALIEV Asilbek (RUS)					
	Game					Match	Game					Match
	1	2	3	4	5		1	2	3	4	5	
Points won	6	11	11	11	7	46	11	7	13	9	11	51
Biggest lead	-	5	1	2	-	5	5	-	2	3	4	5
Points won on own serve	3	4	5	5	4	21	5	3	6	4	5	23
Points lost on own serve	6	4	7	5	6	28	3	7	6	6	3	25
Most consecutive points won	3	4	3	4	2	4	4	5	3	3	4	5
Greatest deficit overcome	-	-	-	3	-	3	-	-	1	-	-	1
Handedness/Grip	-						-					

Match/Team Match Statistics	Game					Match
	1	2	3	4	5	
Longest rally (strokes)	9	18	10	14	14	18
Average rally	5	6	5	5	4	5

#### Game Progress

1	LU Shih-Chieh (TPE)	*0	0	*1	1	*2	4	*4	5	*6	6					
	SUYNALIEV Asilbek (RUS)	0	*2	3	*5	6	*6	8	*9	10	11					
2	LU Shih-Chieh (TPE)	0	*2	3	*5	6	*6	6	*7	9	11					
	SUYNALIEV Asilbek (RUS)	*0	0	*1	1	*2	4	*6	7	*7	7					
3	LU Shih-Chieh (TPE)	*0	1	*1	3	*4	5	*6	6	*7	8	*10	10	*11	11	11
	SUYNALIEV Asilbek (RUS)	0	*1	3	*3	4	*5	6	*8	9	*10	10	*11	11	*12	13
4	LU Shih-Chieh (TPE)	0	*0	1	*2	4	*5	5	*7	8	*10	11				
	SUYNALIEV Asilbek (RUS)	*0	2	*3	4	*4	5	*7	7	*8	8	9				
5	LU Shih-Chieh (TPE)	*0	1	*1	3	*3	3	*5	5	*6	7					
	SUYNALIEV Asilbek (RUS)	0	*1	3	*3	5	*7	7	*9	10	11					



THU 20 JUL 2017

### Detailed Team Match Results

Start Time 14:30

**YANG Jung-Tsung (TPE)**

**3 - 0**

**ASTAFYEV Egor (RUS)**

Match 4		Match	1st Game	2nd Game	3rd Game
<b>YANG Jung-Tsung</b>	<b>TPE</b>	<b>3</b>	11	11	11
ASTAFYEV Egor	RUS	0	5	8	6
	Duration	8min	2min	3min	3min

Team Match No: TS12

Table: Table 4

Umpires:

Player Statistics	YANG Jung-Tsung (TPE)				ASTAFYEV Egor (RUS)			
	Game			Match	Game			Match
	1	2	3		1	2	3	
Points won	11	11	11	33	5	8	6	19
Biggest lead	6	3	5	6	-	1	-	1
Points won on own serve	7	5	6	18	4	3	4	11
Points lost on own serve	1	5	2	8	4	6	5	15
Most consecutive points won	6	3	4	6	3	2	3	3
Greatest deficit overcome	-	1	-	1	-	-	-	-
Handedness/Grip								

Match/Team Match Statistics	Game			Match
	1	2	3	
Longest rally (strokes)	8	10	7	10
Average rally	3	4	4	4

#### Game Progress

1	<b>YANG Jung-Tsung (TPE)</b>	0	*1	3	*5	7	*7	8	*9	11	<b>ASTAFYEV Egor (RUS)</b>	*0	1	*1	1	*1	3	*4	5	5				
2	<b>YANG Jung-Tsung (TPE)</b>	*0	1	*2	3	*4	5	*6	7	*9	10	11	<b>ASTAFYEV Egor (RUS)</b>	0	*1	2	*3	4	*5	6	*7	7	*8	8
3	<b>YANG Jung-Tsung (TPE)</b>	0	*2	3	*4	6	*6	7	*8	10	11	<b>ASTAFYEV Egor (RUS)</b>	*0	0	*1	2	*2	4	*5	6	*6	6		

#### LEGEND

MS Men's Single

MT Men's Team

WS Women's Single

WT Women's Team

Note: "\*" server. The "Greatest deficit overcome" only applies when the player ends up winning the game.



THU 20 JUL 2017

## Detailed Team Match Results

Start Time 14:30

**Czech Republic**

**3 - 2**

**Hungary**

Team Match No: TD16

Table: Table 9

Umpires:

Match 1			Match	1st Game	2nd Game	3rd Game
A	KRATOCHVIL Michal	CZE	3	11	11	11
X	SZALAI Bela	HUN	0	6	5	5
Duration			0min	0min	0min	0min

Match 2			Match	1st Game	2nd Game	3rd Game	4th Game	5th Game	6th Game
B	MATOUS Roman	CZE	3	6	8	12	11	4	7
Y	BENCSEK Gergely	HUN	3	0	11	10	8	11	11
Duration			0min	0min	0min	0min	0min	0min	0min

Match 3			Match	1st Game	2nd Game	3rd Game
C	HELUS /	CZE	3	11	11	11
Z	MAKAI /	HUN	0	7	7	4
Duration			7min	1min	3min	3min

Duration of Team Match	00h07min
------------------------	----------

Player Statistics	Czech Republic				Hungary			
	Match			Team Match	Match			Team Match
	1	2	3	Match	1	2	3	Match
Points won	33	48	33	114	16	51	18	85
Biggest lead	9	8	7	9	5	10	4	10
Points won on own serve	16	23	17	56	7	25	10	42
Points lost on own serve	9	26	8	43	17	25	16	58
Most consecutive points won	11	12	7	12	6	11	4	11
Greatest deficit overcome	5	10	4	10	-	8	-	8

Match/Team Match Statistics	Match			Team Match
	1	2	3	Match
Longest rally (strokes)	-	-	7	7
Average rally	-	-	2	1



THU 20 JUL 2017

### Detailed Team Match Results

Start Time 14:30

**KRATOCHVIL Michal (CZE)**

**3 - 0**

**SZALAI Bela (HUN)**

Match 1		Match	1st Game	2nd Game	3rd Game
<b>KRATOCHVIL Michal</b>	<b>CZE</b>	<b>3</b>	11	11	11
SZALAI Bela	HUN	0	6	5	5
	Duration	0min	0min	0min	0min

Team Match No: TS16

Table: Table 9

Umpires:

Player Statistics	KRATOCHVIL Michal (CZE)				SZALAI Bela (HUN)			
	Game			Match	Game			Match
	1	2	3		1	2	3	
Points won	11	11	11	33	6	5	5	16
Biggest lead	9	6	6	9	-	5	2	5
Points won on own serve	6	6	4	16	3	3	1	7
Points lost on own serve	3	2	4	9	5	5	7	17
Most consecutive points won	9	11	5	11	6	5	2	6
Greatest deficit overcome	-	5	2	5	-	-	-	-
Handedness/Grip								

Match/Team Match Statistics	Game			Match
	1	2	3	
Longest rally (strokes)	-	-	-	-
Average rally	-	-	-	-

#### Game Progress

1	KRATOCHVIL Michal (CZE)	*0	2	*4	6	*8	9	*9	9	*10	11
	SZALAI Bela (HUN)	0	*0	0	*0	0	*1	3	*5	6	6
2	KRATOCHVIL Michal (CZE)	0	*0	0	*1	3	*5	7	*9	11	
	SZALAI Bela (HUN)	*0	2	*4	5	*5	5	*5	5	5	
3	KRATOCHVIL Michal (CZE)	*0	0	*2	3	*5	7	*8	9	11	
	SZALAI Bela (HUN)	0	*2	2	*3	3	*3	4	*5	5	



THU 20 JUL 2017

### Detailed Team Match Results

Start Time 14:30

MATOUS Roman (CZE)

3 - 3

BENCSIK Gergely (HUN)

Match 2		Match	1st Game	2nd Game	3rd Game	4th Game	5th Game	6th Game
MATOUS Roman	CZE	3	6	8	12	11	4	7
BENCSIK Gergely	HUN	3	0	11	10	8	11	11
	Duration	0min	0min	0min	0min	0min	0min	0min

Team Match No: TS16

Table: Table 9

Umpires:

Player Statistics	MATOUS Roman (CZE)							BENCSIK Gergely (HUN)						
	Game						Match	Game						Match
	1	2	3	4	5	6		1	2	3	4	5	6	
Points won	6	8	12	11	4	7	48	-	11	10	8	11	11	51
Biggest lead	6	8	2	3	4	7	8	-	3	10	8	7	4	10
Points won on own serve	4	4	5	5	2	3	23	-	6	4	4	5	6	25
Points lost on own serve	-	5	6	4	6	5	26	2	4	7	6	2	4	25
Most consecutive points won	6	8	12	11	4	7	12	-	11	10	8	11	11	11
Greatest deficit overcome	-	-	10	8	-	-	10	-	8	-	-	4	7	8
Handedness/Grip														

Match/Team Match Statistics	Game						Match
	1	2	3	4	5	6	
Longest rally (strokes)	-	-	-	-	-	-	-
Average rally	-	-	-	-	-	-	-

#### Game Progress

1	MATOUS Roman (CZE)	*0	2	*4	6																
	BENCSIK Gergely (HUN)	0	*0	0	0																
2	MATOUS Roman (CZE)	0	*1	2	*3	4	*5	6	*7	8	*8	8	*8	8	*8	8	*8	8	*8	8	8
	BENCSIK Gergely (HUN)	*0	0	*0	0	*0	0	*0	0	*0	1	*2	3	*4	5	*6	7	*8	9	*10	11
3	MATOUS Roman (CZE)	*0	0	*0	0	*0	0	*2	4	*6	8	*10	11	12							
	BENCSIK Gergely (HUN)	0	*2	4	*6	8	*10	10	*10	10	*10	10	*10	10							
4	MATOUS Roman (CZE)	0	*0	0	*0	0	*2	4	*6	8	*10	11									
	BENCSIK Gergely (HUN)	*0	2	*4	6	*8	8	*8	8	*8	8	8									
5	MATOUS Roman (CZE)	*0	2	*4	4	*4	4	*4	4	4											
	BENCSIK Gergely (HUN)	0	*0	0	*2	4	*6	8	*10	11											
6	MATOUS Roman (CZE)	0	*2	4	*6	7	*7	7	*7	7	7										
	BENCSIK Gergely (HUN)	*0	0	*0	0	*1	3	*5	7	*9	11										





THU 20 JUL 2017

## Detailed Team Match Results

Start Time 14:30

HELUS Jaroslav (CZE)

3 - 0

MAKAI Akos Emil (HUN)

Match 3		Match	1st Game	2nd Game	3rd Game
HELUS /	CZE	3	11	11	11
MAKAI /	HUN	0	7	7	4
	Duration	7min	1min	3min	3min

Team Match No: TD16

Table: Table 9

Umpires:

Player Statistics	HELUS Jaroslav (CZE)				MAKAI Akos Emil (HUN)			
	Game			Match	Game			Match
	1	2	3		1	2	3	
Points won	11	11	11	33	7	7	4	18
Biggest lead	4	5	7	7	4	2	-	4
Points won on own serve	4	7	6	17	3	4	3	10
Points lost on own serve	4	3	1	8	7	4	5	16
Most consecutive points won	7	5	5	7	4	3	1	4
Greatest deficit overcome	4	2	-	4	-	-	-	-
Handedness/Grip								

Match/Team Match Statistics	Game			Match
	1	2	3	
Longest rally (strokes)	1	7	6	7
Average rally	-	4	3	2

### Game Progress

1	HELUS Jaroslav (CZE)	0	*0	0	*2	4	*6	7	*8	9	11
	MAKAI Akos Emil (HUN)	*0	2	*4	4	*4	4	*5	6	*7	7
2	HELUS Jaroslav (CZE)	*0	1	*1	3	*4	6	*8	9	*10	11
	MAKAI Akos Emil (HUN)	0	*1	3	*3	4	*4	4	*5	6	7
3	HELUS Jaroslav (CZE)	0	*1	2	*3	5	*6	8	*10	11	
	MAKAI Akos Emil (HUN)	*0	1	*2	3	*3	4	*4	4	4	

### LEGEND

MS Men's Single

MT Men's Team

WS Women's Single

WT Women's Team

Note: "\*" server. The "Greatest deficit overcome" only applies when the player ends up winning the game.



THU 20 JUL 2017

### Detailed Team Match Results

Start Time 17:30

Chinese Taipei

3 - 0

Czech Republic

Team Match No: TD20

Table: Table 4

Umpires:

Match 1			Match	1st Game	2nd Game	3rd Game
A	YANG Jung-Tsung	TPE	3	11	11	11
X	MATOUS Roman	CZE	0	1	3	4
Duration			5min	1min	2min	2min

Match 2			Match	1st Game	2nd Game	3rd Game	4th Game
B	WANG Yi-Hsiang	TPE	3	9	11	11	12
Y	KRATOCHVIL Michal	CZE	1	11	9	6	10
Duration			19min	4min	5min	4min	6min

Match 3			Match	1st Game	2nd Game	3rd Game
C	KUO /	TPE	3	11	11	11
Z	HELUS /	CZE	0	2	7	8
Duration			10min	2min	4min	4min

Duration of Team Match	00h34min
------------------------	----------

Player Statistics	Chinese Taipei				Czech Republic			
	Match			Team Match	Match			Team Match
	1	2	3		1	2	3	
Points won	33	43	33	109	8	36	17	61
Biggest lead	10	5	9	10	1	4	3	4
Points won on own serve	15	30	19	64	3	26	11	40
Points lost on own serve	5	10	6	21	18	13	14	45
Most consecutive points won	9	6	7	9	1	6	4	6
Greatest deficit overcome	1	4	3	4	-	3	-	3

Match/Team Match Statistics	Match			Team Match
	1	2	3	
Longest rally (strokes)	8	8	5	8
Average rally	3	3	3	3



THU 20 JUL 2017

### Detailed Team Match Results

Start Time 17:30

**YANG Jung-Tsung (TPE)**

**3 - 0**

**MATOUS Roman (CZE)**

Match 1		Match	1st Game	2nd Game	3rd Game
<b>YANG Jung-Tsung</b>	<b>TPE</b>	<b>3</b>	11	11	11
MATOUS Roman	CZE	0	1	3	4
	Duration	5min	1min	2min	2min

Team Match No: TS20

Table: Table 4

Umpires:

Player Statistics	YANG Jung-Tsung (TPE)				MATOUS Roman (CZE)			
	Game			Match	Game			Match
	1	2	3		1	2	3	
Points won	11	11	11	33	1	3	4	8
Biggest lead	10	8	7	10	-	-	1	1
Points won on own serve	5	4	6	15	-	1	2	3
Points lost on own serve	1	2	2	5	6	7	5	18
Most consecutive points won	9	4	7	9	1	1	1	1
Greatest deficit overcome	-	-	1	1	-	-	-	-
Handedness/Grip								

Match/Team Match Statistics	Game			Match
	1	2	3	
Longest rally (strokes)	6	5	8	8
Average rally	3	3	4	3

#### Game Progress

1	<b>YANG Jung-Tsung (TPE)</b>	*0	2	*4	6	*8	9	11		
	MATOUS Roman (CZE)	0	*0	0	*0	0	*1	1		
2	<b>YANG Jung-Tsung (TPE)</b>	0	*2	3	*4	6	*8	9	11	
	MATOUS Roman (CZE)	*0	0	*1	2	*2	2	*3	3	
3	<b>YANG Jung-Tsung (TPE)</b>	*0	1	*2	4	*6	8	*9	10	11
	MATOUS Roman (CZE)	0	*1	2	*2	2	*2	3	*4	4



THU 20 JUL 2017

### Detailed Team Match Results

Start Time 17:30

WANG Yi-Hsiang (TPE)

3 - 1

KRATOCHVIL Michal (CZE)

Match 2		Match	1st Game	2nd Game	3rd Game	4th Game
WANG Yi-Hsiang	TPE	3	9	11	11	12
KRATOCHVIL Michal	CZE	1	11	9	6	10
	Duration	19min	4min	5min	4min	6min

Team Match No: TS20

Table: Table 4

Umpires:

Player Statistics	WANG Yi-Hsiang (TPE)					KRATOCHVIL Michal (CZE)				
	Game				Match	Game				Match
	1	2	3	4		1	2	3	4	
Points won	9	11	11	12	43	11	9	6	10	36
Biggest lead	3	2	5	3	5	2	4	-	2	4
Points won on own serve	8	8	6	8	30	9	7	3	7	26
Points lost on own serve	2	2	3	3	10	1	3	5	4	13
Most consecutive points won	2	6	4	3	6	3	6	3	3	6
Greatest deficit overcome	-	4	-	2	4	3	-	-	-	3
Handedness/Grip										

Match/Team Match Statistics	Game				Match
	1	2	3	4	
Longest rally (strokes)	8	8	5	6	8
Average rally	4	4	3	3	3

#### Game Progress

1	WANG Yi-Hsiang (TPE)	*0	2	*2	4	*5	6	*6	7	*7	9	9		
	KRATOCHVIL Michal (CZE)	0	*0	2	*2	3	*4	6	*7	9	*9	11		
2	WANG Yi-Hsiang (TPE)	0	*1	3	*3	5	*5	5	*5	7	*9	11		
	KRATOCHVIL Michal (CZE)	*0	1	*1	3	*3	5	*7	9	*9	9	9		
3	WANG Yi-Hsiang (TPE)	*0	2	*4	4	*5	7	*7	8	*10	11			
	KRATOCHVIL Michal (CZE)	0	*0	0	*2	3	*3	5	*6	6	6			
4	WANG Yi-Hsiang (TPE)	0	*1	3	*4	5	*5	6	*6	8	*9	10	*11	12
	KRATOCHVIL Michal (CZE)	*0	1	*1	2	*3	5	*6	8	*8	9	*10	10	10



THU 20 JUL 2017

### Detailed Team Match Results

Start Time 17:30

KUO Yueh-Tung (TPE)

3 - 0

HELUS Jaroslav (CZE)

Match 3		Match	1st Game	2nd Game	3rd Game
KUO /	TPE	3	11	11	11
HELUS /	CZE	0	2	7	8
	Duration	10min	2min	4min	4min

Team Match No: TD20

Table: Table 4

Umpires:

Player Statistics	KUO Yueh-Tung (TPE)				HELUS Jaroslav (CZE)			
	Game			Match	Game			Match
	1	2	3		1	2	3	
Points won	11	11	11	33	2	7	8	17
Biggest lead	9	4	3	9	-	3	3	3
Points won on own serve	6	8	5	19	2	5	4	11
Points lost on own serve	-	2	4	6	5	3	6	14
Most consecutive points won	7	4	4	7	1	4	3	4
Greatest deficit overcome	-	3	3	3	-	-	-	-
Handedness/Grip								

Match/Team Match Statistics	Game			Match
	1	2	3	
Longest rally (strokes)	4	5	5	5
Average rally	2	3	3	3

#### Game Progress

1	KUO Yueh-Tung (TPE)	0	*1	3	*4	6	*8	10	11	
	HELUS Jaroslav (CZE)	*0	1	*1	2	*2	2	*2	2	
2	KUO Yueh-Tung (TPE)	*0	1	*1	2	*3	5	*6	8	*9
	HELUS Jaroslav (CZE)	0	*1	3	*4	5	*5	6	*6	7
3	KUO Yueh-Tung (TPE)	0	*0	1	*2	3	*4	5	*7	8
	HELUS Jaroslav (CZE)	*0	2	*3	4	*5	6	*7	7	*8

#### LEGEND

MS Men's Single

MT Men's Team

WS Women's Single

WT Women's Team

Note: "\*" server. The "Greatest deficit overcome" only applies when the player ends up winning the game.



THU 20 JUL 2017

## Detailed Team Match Results

Start Time 17:30

Hungary

0 - 3

Russia

Team Match No: TD24

Table: Table 9

Umpires:

Match 1			Match	1st Game	2nd Game	3rd Game
A	BENCSIK Gergely	HUN	0	3	7	2
X	SUYNALIEV Asilbek	RUS	3	11	11	11
Duration			7min	1min	4min	2min

Match 2			Match
B	SZALAI Bela	HUN	0
Y	PISHCHUK Dmitry Olegovich	RUS	3
Duration			0min

Match 3			Match	1st Game	2nd Game	3rd Game
C	MAKAI /	HUN	0	9	7	4
Z	CHULKOV /	RUS	3	11	11	11
Duration			7min	2min	3min	2min

Duration of Team Match	00h14min
------------------------	----------

Player Statistics	Hungary				Russia			
	Match			Team Match	Match			Team Match
	1	2	3		1	2	3	
Points won	12	-	20	32	33	-	33	66
Biggest lead	2	-	2	2	9	-	7	9
Points won on own serve	2	-	12	14	12	-	18	30
Points lost on own serve	21	-	15	36	10	-	8	18
Most consecutive points won	2	-	2	2	6	-	4	6
Greatest deficit overcome	-	-	-	-	2	-	2	2

Match/Team Match Statistics	Match			Team Match
	1	2	3	
Longest rally (strokes)	9	-	7	9
Average rally	4	-	2	3



THU 20 JUL 2017

### Detailed Team Match Results

Start Time 17:30

BENCSIK Gergely (HUN)

0 - 3

SUYNALIEV Asilbek (RUS)

Match 1		Match	1st Game	2nd Game	3rd Game
BENCSIK Gergely	HUN	0	3	7	2
SUYNALIEV Asilbek	RUS	3	11	11	11
	Duration	7min	1min	4min	2min

Team Match No: TS24

Table: Table 9

Umpires:

Player Statistics	BENCSIK Gergely (HUN)				SUYNALIEV Asilbek (RUS)			
	Game			Match	Game			Match
	1	2	3		1	2	3	
Points won	3	7	2	12	11	11	11	33
Biggest lead	-	2	-	2	8	4	9	9
Points won on own serve	2	-	-	2	5	3	4	12
Points lost on own serve	6	8	7	21	1	7	2	10
Most consecutive points won	2	2	1	2	5	6	5	6
Greatest deficit overcome	-	-	-	-	-	2	-	2
Handedness/Grip								

Match/Team Match Statistics	Game			Match
	1	2	3	
Longest rally (strokes)	7	9	8	9
Average rally	1	5	5	4

#### Game Progress

1	BENCSIK Gergely (HUN)	*0	0	*0	1	*2	2	*2	3		
	SUYNALIEV Asilbek (RUS)	0	*2	4	*5	6	*8	10	11		
2	BENCSIK Gergely (HUN)	0	*2	2	*2	2	*4	4	*6	6	7
	SUYNALIEV Asilbek (RUS)	*0	0	*2	4	*6	6	*8	8	*10	11
3	BENCSIK Gergely (HUN)	*0	0	*1	1	*2	2	*2	2		
	SUYNALIEV Asilbek (RUS)	0	*2	3	*5	6	*8	10	11		



THU 20 JUL 2017

## Detailed Team Match Results

Start Time 17:30

SZALAI Bela (HUN)

0 - 3

PISHCHUK Dmitry Olegovich (RUS)

Match 2		Match
SZALAI Bela	HUN	0
PISHCHUK Dmitry Olegovich	RUS	3
	Duration	0min

Team Match No: TS24

Table: Table 9

Umpires:





THU 20 JUL 2017

### Detailed Team Match Results

Start Time 17:30

MAKAI Akos Emil (HUN)

0 - 3

CHULKOV Vitaly (RUS)

Match 3		Match	1st Game	2nd Game	3rd Game
MAKAI /	HUN	0	9	7	4
CHULKOV /	RUS	3	11	11	11
	Duration	7min	2min	3min	2min

Team Match No: TD24

Table: Table 9

Umpires:

Player Statistics	MAKAI Akos Emil (HUN)				CHULKOV Vitaly (RUS)			
	Game			Match	Game			Match
	1	2	3		1	2	3	
Points won	9	7	4	20	11	11	11	33
Biggest lead	2	2	1	2	2	4	7	7
Points won on own serve	5	6	1	12	6	7	5	18
Points lost on own serve	5	4	6	15	4	1	3	8
Most consecutive points won	2	2	1	2	3	3	4	4
Greatest deficit overcome	-	-	-	-	2	2	1	2
Handedness/Grip	-				-			

Match/Team Match Statistics	Game			Match
	1	2	3	
Longest rally (strokes)	6	7	6	7
Average rally	2	2	3	2

#### Game Progress

1	MAKAI Akos Emil (HUN)	0	*1	2	*3	5	*6	6	*7	8	*8	9
	CHULKOV Vitaly (RUS)	*0	1	*2	3	*3	4	*6	7	*8	10	11
2	MAKAI Akos Emil (HUN)	*0	2	*2	3	*3	5	*5	6	*7	7	
	CHULKOV Vitaly (RUS)	0	*0	2	*3	5	*5	7	*8	9	11	
3	MAKAI Akos Emil (HUN)	0	*1	1	*2	2	*3	4	*4	4		
	CHULKOV Vitaly (RUS)	*0	1	*3	4	*6	7	*8	10	11		

#### LEGEND

MS Men's Single

MT Men's Team

WS Women's Single

WT Women's Team

Note: "\*" server. The "Greatest deficit overcome" only applies when the player ends up winning the game.



FRI 21 JUL 2017

### Detailed Team Match Results

Start Time 09:00

**Kazakhstan**

**3 - 1**

**Korea**

Team Match No: TS25

Table: Table 5

Umpires:

Match 1			Match	1st Game	2nd Game	3rd Game	4th Game	5th Game
A	DANIYAROV Gaip	KAZ	3	11	11	14	9	11
X	KIM Jongkuk	KOR	2	1	4	16	11	5
Duration			34min	3min	4min	11min	7min	9min

Match 2			Match	1st Game	2nd Game	3rd Game	4th Game
B	KONKUBAYEV Kanat	KAZ	1	8	9	11	7
Y	SHIN Cheoljin	KOR	3	11	11	4	11
Duration			17min	4min	5min	3min	5min

Match 3			Match	1st Game	2nd Game	3rd Game	4th Game	5th Game
C	ISKENDIROV /	KAZ	3	11	11	8	5	11
Z	CHOI /	KOR	2	9	6	11	11	8
Duration			21min	5min	4min	4min	3min	5min

Match 4			Match	1st Game	2nd Game	3rd Game	4th Game	5th Game
A	DANIYAROV Gaip	KAZ	3	13	14	7	10	11
Y	SHIN Cheoljin	KOR	2	11	12	11	12	6
Duration			32min	7min	8min	5min	7min	5min

Duration of Team Match	01h44min
------------------------	----------

Player Statistics	Kazakhstan					Team Match	Korea					Team Match
	Match						Match					
	1	2	3	4	5		1	2	3	4	5	
Points won	56	35	46	55	-	192	37	37	45	52	-	171
Biggest lead	10	7	5	5	-	10	5	4	6	5	-	6
Points won on own serve	36	15	22	28	-	101	26	16	21	28	-	91
Points lost on own serve	11	21	24	24	-	80	20	20	24	27	-	91
Most consecutive points won	7	4	4	5	-	7	3	4	6	5	-	6
Greatest deficit overcome	-	-	1	1	-	1	2	1	1	3	-	3

Match/Team Match Statistics	Match					Team Match
	1	2	3	4	5	
Longest rally (strokes)	9	15	8	13	-	15
Average rally	4	4	3	4	-	4



FRI 21 JUL 2017

### Detailed Team Match Results

Start Time 09:00

**DANIYAROV Gaip (KAZ)**

**3 - 2**

**KIM Jongkuk (KOR)**

Match 1		Match	1st Game	2nd Game	3rd Game	4th Game	5th Game
<b>DANIYAROV Gaip</b>	<b>KAZ</b>	<b>3</b>	11	11	14	9	11
KIM Jongkuk	KOR	2	1	4	16	11	5
	Duration	<b>34min</b>	3min	4min	11min	7min	9min

Team Match No: TS25

Table: Table 5

Umpires:

Player Statistics	DANIYAROV Gaip (KAZ)						KIM Jongkuk (KOR)					
	Game					Match	Game					Match
	1	2	3	4	5		1	2	3	4	5	
Points won	11	11	14	9	11	<b>56</b>	1	4	16	11	5	<b>37</b>
Biggest lead	10	7	-	2	7	<b>10</b>	-	-	5	2	-	<b>5</b>
Points won on own serve	6	7	11	6	6	<b>36</b>	1	3	12	7	3	<b>26</b>
Points lost on own serve	-	1	4	4	2	<b>11</b>	5	4	3	3	5	<b>20</b>
Most consecutive points won	7	3	5	3	7	<b>7</b>	1	1	3	3	2	<b>3</b>
Greatest deficit overcome	-	-	-	-	-	-	-	-	-	2	-	<b>2</b>
Handedness/Grip												

Match/Team Match Statistics	Game					Match
	1	2	3	4	5	
Longest rally (strokes)	5	8	9	6	7	<b>9</b>
Average rally	3	4	4	4	3	<b>4</b>

#### Game Progress

1	<b>DANIYAROV Gaip (KAZ)</b>	0	*2	4	*5	7	*9	11														
	KIM Jongkuk (KOR)	*0	0	*0	1	*1	1	1														
2	<b>DANIYAROV Gaip (KAZ)</b>	*0	2	*3	5	*6	8	*9	10	11												
	KIM Jongkuk (KOR)	0	*0	1	*1	2	*2	3	*4	4												
3	<b>DANIYAROV Gaip (KAZ)</b>	0	*0	1	*1	3	*3	4	*5	6	*8	10	*10	11	*11	12	*12	13	*13	14	*14	14
	<b>KIM Jongkuk (KOR)</b>	*0	2	*3	5	*5	7	*8	9	*10	10	*10	11	*11	12	*12	13	*13	14	*14	15	16
4	<b>DANIYAROV Gaip (KAZ)</b>	*0	2	*2	3	*4	6	*7	7	*8	9	9										
	<b>KIM Jongkuk (KOR)</b>	0	*0	2	*3	4	*4	5	*7	8	*9	11										
5	<b>DANIYAROV Gaip (KAZ)</b>	0	*1	3	*5	7	*8	9	*10	11												
	KIM Jongkuk (KOR)	*0	1	*1	1	*1	2	*3	4	5												



FRI 21 JUL 2017

### Detailed Team Match Results

Start Time 09:00

KONKUBAYEV Kanat (KAZ)

1 - 3

SHIN Cheoljin (KOR)

Match 2		Match	1st Game	2nd Game	3rd Game	4th Game
KONKUBAYEV Kanat	KAZ	1	8	9	11	7
SHIN Cheoljin	KOR	3	11	11	4	11
	Duration	17min	4min	5min	3min	5min

Team Match No: TS25

Table: Table 5

Umpires:

Player Statistics	KONKUBAYEV Kanat (KAZ)					SHIN Cheoljin (KOR)				
	Game				Match	Game				Match
	1	2	3	4		1	2	3	4	
Points won	8	9	11	7	35	11	11	4	11	37
Biggest lead	1	-	7	1	7	3	4	-	4	4
Points won on own serve	4	4	5	2	15	5	5	1	5	16
Points lost on own serve	6	6	3	6	21	4	5	6	5	20
Most consecutive points won	1	3	4	3	4	4	3	3	4	4
Greatest deficit overcome	-	-	-	-	-	1	-	-	1	1
Handedness/Grip										

Match/Team Match Statistics	Game				Match
	1	2	3	4	
Longest rally (strokes)	7	15	7	8	15
Average rally	3	5	4	3	4

#### Game Progress

1	KONKUBAYEV Kanat (KAZ)	*0	1	*2	3	*4	4	*5	6	*7	8	8
	SHIN Cheoljin (KOR)	0	*1	2	*3	4	*6	7	*8	9	*10	11
2	KONKUBAYEV Kanat (KAZ)	0	*1	1	*2	3	*3	4	*5	6	*8	9
	SHIN Cheoljin (KOR)	*0	1	*3	4	*5	7	*8	9	*10	10	11
3	KONKUBAYEV Kanat (KAZ)	*0	2	*4	5	*7	7	*8	10	11		
	SHIN Cheoljin (KOR)	0	*0	0	*1	1	*3	4	*4	4		
4	KONKUBAYEV Kanat (KAZ)	0	*1	1	*3	4	*4	5	*6	6	7	
	SHIN Cheoljin (KOR)	*0	1	*3	3	*4	6	*7	8	*10	11	



FRI 21 JUL 2017

### Detailed Team Match Results

Start Time 09:00

ISKENDIROV Daniyar (KAZ)

3 - 2

CHOI Gwonhwi (KOR)

Match 3		Match	1st Game	2nd Game	3rd Game	4th Game	5th Game
ISKENDIROV /	KAZ	3	11	11	8	5	11
CHOI /	KOR	2	9	6	11	11	8
	Duration	21min	5min	4min	4min	3min	5min

Team Match No: TD25

Table: Table 5

Umpires:

Player Statistics	ISKENDIROV Daniyar (KAZ)						CHOI Gwonhwi (KOR)					
	Game					Match	Game					Match
	1	2	3	4	5		1	2	3	4	5	
Points won	11	11	8	5	11	46	9	6	11	11	8	45
Biggest lead	3	5	1	-	3	5	-	1	4	6	1	6
Points won on own serve	6	6	4	1	5	22	5	4	5	4	3	21
Points lost on own serve	4	2	6	7	5	24	5	5	4	4	6	24
Most consecutive points won	3	4	4	2	3	4	2	2	4	6	2	6
Greatest deficit overcome	-	1	-	-	1	1	-	-	1	-	-	1
Handedness/Grip	-						-					

Match/Team Match Statistics	Game					Match
	1	2	3	4	5	
Longest rally (strokes)	8	8	8	6	8	8
Average rally	2	3	3	2	3	3

#### Game Progress

1	ISKENDIROV Daniyar (KAZ)	*0	2	*3	4	*5	6	*7	8	*9	10	11
	CHOI Gwonhwi (KOR)	0	*0	1	*2	3	*4	5	*6	7	*8	9
2	ISKENDIROV Daniyar (KAZ)	0	*1	3	*3	5	*7	7	*8	10	11	
	CHOI Gwonhwi (KOR)	*0	1	*1	3	*3	3	*5	6	*6	6	
3	ISKENDIROV Daniyar (KAZ)	*0	1	*2	3	*3	3	*5	7	*8	8	8
	CHOI Gwonhwi (KOR)	0	*1	2	*3	5	*7	7	*7	8	*10	11
4	ISKENDIROV Daniyar (KAZ)	0	*1	1	*1	1	*3	4	*5	5		
	CHOI Gwonhwi (KOR)	*0	1	*3	5	*7	7	*8	9	11		
5	ISKENDIROV Daniyar (KAZ)	*0	1	*2	3	*4	5	*7	7	*8	10	11
	CHOI Gwonhwi (KOR)	0	*1	2	*3	4	*5	5	*7	8	*8	8



FRI 21 JUL 2017

### Detailed Team Match Results

Start Time 09:00

**DANIYAROV Gaip (KAZ)**

**3 - 2**

**SHIN Cheoljin (KOR)**

Match 4		Match	1st Game	2nd Game	3rd Game	4th Game	5th Game
<b>DANIYAROV Gaip</b>	<b>KAZ</b>	<b>3</b>	13	14	7	10	11
SHIN Cheoljin	KOR	2	11	12	11	12	6
	Duration	<b>32min</b>	7min	8min	5min	7min	5min

Team Match No: TS25

Table: Table 5

Umpires:

Player Statistics	DANIYAROV Gaip (KAZ)						SHIN Cheoljin (KOR)					
	Game					Match	Game					Match
	1	2	3	4	5		1	2	3	4	5	
Points won	13	14	7	10	11	55	11	12	11	12	6	52
Biggest lead	3	4	-	3	5	5	1	1	5	2	1	5
Points won on own serve	7	9	3	3	6	28	6	8	6	4	4	28
Points lost on own serve	5	4	5	8	2	24	6	5	4	7	5	27
Most consecutive points won	3	3	2	5	3	5	3	5	4	4	1	5
Greatest deficit overcome	1	1	-	-	1	1	-	-	-	3	-	3
Handedness/Grip												

Match/Team Match Statistics	Game					Match
	1	2	3	4	5	
Longest rally (strokes)	13	8	11	10	8	13
Average rally	4	3	5	5	4	4

#### Game Progress

1	DANIYAROV Gaip (KAZ)	0	*2	3	*4	4	*5	6	*7	9	*9	10	*10	11	*12	13		
	SHIN Cheoljin (KOR)	*0	0	*1	2	*4	5	*6	7	*7	9	*10	11	*11	11	11		
2	DANIYAROV Gaip (KAZ)	*0	2	*3	4	*5	6	*7	9	*9	9	*10	11	*11	12	*12	13	14
	SHIN Cheoljin (KOR)	0	*0	1	*2	3	*4	5	*5	7	*9	10	*10	11	*11	12	*12	12
3	DANIYAROV Gaip (KAZ)	0	*0	0	*1	2	*3	4	*5	6	7							
	SHIN Cheoljin (KOR)	*0	2	*4	5	*6	7	*8	9	*10	11							
4	DANIYAROV Gaip (KAZ)	*0	0	*2	4	*5	5	*6	6	*8	9	*10	10	10				
	SHIN Cheoljin (KOR)	0	*2	2	*2	3	*5	6	*8	8	*9	10	*11	12				
5	DANIYAROV Gaip (KAZ)	0	*1	2	*3	5	*6	8	*9	10	11							
	SHIN Cheoljin (KOR)	*0	1	*2	3	*3	4	*4	5	*6	6							

#### LEGEND

MS Men's Single

MT Men's Team

WS Women's Single

WT Women's Team

Note: "\*" server. The "Greatest deficit overcome" only applies when the player ends up winning the game.



FRI 21 JUL 2017

## Detailed Team Match Results

Start Time 09:00

Germany

0 - 3

Chinese Taipei

Team Match No: TD26

Table: Table 4

Umpires:

Match 1			Match	1st Game	2nd Game	3rd Game	4th Game
A	MECHAU Mark	GER	1	11	7	6	8
X	<b>YANG Jung-Tsung</b>	<b>TPE</b>	<b>3</b>	6	11	11	11
Duration			<b>16min</b>	3min	4min	5min	4min

Match 2			Match	1st Game	2nd Game	3rd Game
B	SCHÖLZEL Sebastian	GER	0	3	8	4
Y	<b>WANG Yi-Hsiang</b>	<b>TPE</b>	<b>3</b>	11	11	11
Duration			<b>9min</b>	2min	4min	3min

Match 3			Match	1st Game	2nd Game	3rd Game	4th Game
C	KNOELL /	GER	1	6	2	11	5
Z	<b>KUO /</b>	<b>TPE</b>	<b>3</b>	11	11	4	11
Duration			<b>12min</b>	3min	2min	3min	4min

Duration of Team Match	<b>00h37min</b>
------------------------	-----------------

Player Statistics	Germany					Chinese Taipei				
	Match				Team Match	Match				Team Match
	1	2	3	4		1	2	3	4	
Points won	32	15	24	-	71	39	33	37	-	109
Biggest lead	5	2	7	-	7	6	8	9	-	9
Points won on own serve	20	7	14	-	41	23	17	21	-	61
Points lost on own serve	16	16	16	-	48	12	8	10	-	30
Most consecutive points won	3	3	5	-	5	4	5	6	-	6
Greatest deficit overcome	-	-	-	-	-	1	2	-	-	2

Match/Team Match Statistics	Match				Team Match
	1	2	3	4	
Longest rally (strokes)	13	7	8	-	13
Average rally	3	3	3	-	3



FRI 21 JUL 2017

### Detailed Team Match Results

Start Time 09:00

MECHAU Mark (GER)

1 - 3

YANG Jung-Tsung (TPE)

Match 1		Match	1st Game	2nd Game	3rd Game	4th Game
MECHAU Mark	GER	1	11	7	6	8
YANG Jung-Tsung	TPE	3	6	11	11	11
	Duration	16min	3min	4min	5min	4min

Team Match No: TS26

Table: Table 4

Umpires:

Player Statistics	MECHAU Mark (GER)					YANG Jung-Tsung (TPE)				
	Game				Match	Game				Match
	1	2	3	4		1	2	3	4	
Points won	11	7	6	8	32	6	11	11	11	39
Biggest lead	5	1	-	-	5	-	4	6	4	6
Points won on own serve	4	5	5	6	20	2	6	8	7	23
Points lost on own serve	4	5	3	4	16	7	2	1	2	12
Most consecutive points won	3	2	2	2	3	3	4	4	4	4
Greatest deficit overcome	-	-	-	-	-	-	1	-	-	1
Handedness/Grip										

Match/Team Match Statistics	Game				Match
	1	2	3	4	
Longest rally (strokes)	6	13	11	7	13
Average rally	1	4	4	3	3

#### Game Progress

1	MECHAU Mark (GER)	0	*1	3	*4	4	*6	7	*9	10	11
	YANG Jung-Tsung (TPE)	*0	1	*1	2	*4	4	*5	5	*6	6
2	MECHAU Mark (GER)	*0	1	*2	3	*3	4	*5	7	*7	7
	YANG Jung-Tsung (TPE)	0	*1	2	*3	5	*6	7	*7	9	11
3	MECHAU Mark (GER)	0	*0	1	*1	3	*3	3	*4	6	6
	YANG Jung-Tsung (TPE)	*0	2	*3	5	*5	7	*9	10	*10	11
4	MECHAU Mark (GER)	*0	0	*0	2	*2	4	*5	6	*7	8
	YANG Jung-Tsung (TPE)	0	*2	4	*4	6	*6	7	*8	9	*10





FRI 21 JUL 2017

### Detailed Team Match Results

Start Time 09:00

SCHÖLZEL Sebastian (GER)

0 - 3

WANG Yi-Hsiang (TPE)

Match 2		Match	1st Game	2nd Game	3rd Game
SCHÖLZEL Sebastian	GER	0	3	8	4
WANG Yi-Hsiang	TPE	3	11	11	11
	Duration	9min	2min	4min	3min

Team Match No: TS26

Table: Table 4

Umpires:

Player Statistics	SCHÖLZEL Sebastian (GER)				WANG Yi-Hsiang (TPE)			
	Game			Match	Game			Match
	1	2	3		1	2	3	
Points won	3	8	4	15	11	11	11	33
Biggest lead	-	1	2	2	8	3	7	8
Points won on own serve	1	4	2	7	6	5	6	17
Points lost on own serve	5	6	5	16	2	4	2	8
Most consecutive points won	1	2	3	3	4	3	5	5
Greatest deficit overcome	-	-	-	-	-	1	2	2
Handedness/Grip								

Match/Team Match Statistics	Game			Match
	1	2	3	
Longest rally (strokes)	6	7	6	7
Average rally	2	3	3	3

#### Game Progress

1	SCHÖLZEL Sebastian (GER)	0	*0	1	*1	1	*2	2	3	
	WANG Yi-Hsiang (TPE)	*0	2	*3	5	*7	8	*10	11	
2	SCHÖLZEL Sebastian (GER)	*0	1	*1	2	*3	4	*5	6	*8
	WANG Yi-Hsiang (TPE)	0	*1	3	*4	5	*6	7	*8	8
3	SCHÖLZEL Sebastian (GER)	0	*1	3	*3	3	*4	4	*4	4
	WANG Yi-Hsiang (TPE)	*0	1	*1	3	*5	6	*8	10	11



FRI 21 JUL 2017

### Detailed Team Match Results

Start Time 09:00

KNOELL Matthias (GER)

1 - 3

KUO Yueh-Tung (TPE)

Match 3		Match	1st Game	2nd Game	3rd Game	4th Game
KNOELL /	GER	1	6	2	11	5
KUO /	TPE	3	11	11	4	11
	Duration	12min	3min	2min	3min	4min

Team Match No: TD26

Table: Table 4

Umpires:

Player Statistics	KNOELL Matthias (GER)					KUO Yueh-Tung (TPE)				
	Game				Match	Game				Match
	1	2	3	4		1	2	3	4	
Points won	6	2	11	5	24	11	11	4	11	37
Biggest lead	-	-	7	-	7	6	9	-	6	9
Points won on own serve	3	1	7	3	14	6	5	4	6	21
Points lost on own serve	5	6	-	5	16	3	1	4	2	10
Most consecutive points won	2	1	5	1	5	5	6	2	4	6
Greatest deficit overcome	-	-	-	-	-	-	-	-	-	-
Handedness/Grip	-					-				

Match/Team Match Statistics	Game				Match
	1	2	3	4	
Longest rally (strokes)	7	8	6	7	8
Average rally	3	3	3	4	3

#### Game Progress

1	KNOELL Matthias (GER)	0	*0	1	*1	1	*2	3	*5	6	6
	KUO Yueh-Tung (TPE)	*0	2	*3	5	*7	8	*9	9	*10	11
2	KNOELL Matthias (GER)	*0	0	*0	1	*1	1	*2	2		
	KUO Yueh-Tung (TPE)	0	*2	4	*5	7	*9	10	11		
3	KNOELL Matthias (GER)	0	*1	3	*4	6	*6	8	*10	11	
	KUO Yueh-Tung (TPE)	*0	1	*1	2	*2	4	*4	4	4	
4	KNOELL Matthias (GER)	*0	0	*0	1	*2	3	*4	5	5	
	KUO Yueh-Tung (TPE)	0	*2	4	*5	6	*7	8	*9	11	

#### LEGEND

MS Men's Single

MT Men's Team

WS Women's Single

WT Women's Team

Note: "\*" server. The "Greatest deficit overcome" only applies when the player ends up winning the game.



FRI 21 JUL 2017

### Detailed Team Match Results

Start Time 09:00

Ukraine

1 - 3

Lithuania

Team Match No: TS27

Table: Table 9

Umpires:

Match 1			Match	1st Game	2nd Game	3rd Game
A	ZAKLADNYI Gennadii	UKR	3	11	11	11
X	TAKINAS Deividas	LTU	0	7	6	9
Duration			10min	3min	3min	4min

Match 2			Match	1st Game	2nd Game	3rd Game
B	KUZMENKO Grygorii	UKR	0	5	5	1
Y	JUCHNA Gintautas	LTU	3	11	11	11
Duration			9min	3min	3min	3min

Match 3			Match	1st Game	2nd Game	3rd Game	4th Game	5th Game
C	YAKOVENKO /	UKR	2	8	11	11	7	8
Z	ZIZIUNAS /	LTU	3	11	6	8	11	11
Duration			21min	4min	4min	5min	4min	4min

Match 4			Match	1st Game	2nd Game	3rd Game	4th Game
A	ZAKLADNYI Gennadii	UKR	1	5	11	9	6
Y	JUCHNA Gintautas	LTU	3	11	8	11	11
Duration			14min	3min	4min	4min	3min

Duration of Team Match	00h54min
------------------------	----------

Player Statistics	Ukraine					Lithuania				
	Match				Team Match	Match				Team Match
	1	2	3	4		1	2	3	4	
Points won	33	11	45	31	120	22	33	47	41	143
Biggest lead	5	-	5	4	5	1	10	5	6	10
Points won on own serve	15	8	27	16	66	10	19	28	22	79
Points lost on own serve	12	14	19	19	64	18	3	18	15	54
Most consecutive points won	5	2	4	3	5	2	10	7	4	10
Greatest deficit overcome	1	-	2	-	2	-	-	4	1	4

Match/Team Match Statistics	Match				Team Match
	1	2	3	4	
Longest rally (strokes)	9	8	7	9	9
Average rally	4	3	3	4	4



FRI 21 JUL 2017

## Detailed Team Match Results

Start Time 09:00

ZAKLADNYI Gennadii (UKR)

3 - 0

TAKINAS Deividas (LTU)

Match 1		Match	1st Game	2nd Game	3rd Game
ZAKLADNYI Gennadii	UKR	3	11	11	11
TAKINAS Deividas	LTU	0	7	6	9
	Duration	10min	3min	3min	4min

Team Match No: TS27

Table: Table 9

Umpires:

Player Statistics	ZAKLADNYI Gennadii (UKR)				TAKINAS Deividas (LTU)			
	Game			Match	Game			Match
	1	2	3		1	2	3	
Points won	11	11	11	33	7	6	9	22
Biggest lead	5	5	4	5	-	-	1	1
Points won on own serve	4	5	6	15	3	2	5	10
Points lost on own serve	4	4	4	12	7	6	5	18
Most consecutive points won	4	4	5	5	2	2	2	2
Greatest deficit overcome	-	-	1	1	-	-	-	-
Handedness/Grip								

Match/Team Match Statistics	Game			Match
	1	2	3	
Longest rally (strokes)	5	9	8	9
Average rally	3	5	4	4

### Game Progress

1	ZAKLADNYI Gennadii (UKR)	0	*2	2	*4	5	*6	8	*9	10	11	
	TAKINAS Deividas (LTU)	*0	0	*2	2	*3	4	*4	5	*6	7	
2	ZAKLADNYI Gennadii (UKR)	*0	2	*3	4	*6	7	*8	8	*10	11	
	TAKINAS Deividas (LTU)	0	*0	1	*2	2	*3	4	*6	6	6	
3	ZAKLADNYI Gennadii (UKR)	0	*1	2	*4	6	*6	7	*8	9	*10	11
	TAKINAS Deividas (LTU)	*0	1	*2	2	*2	4	*5	6	*7	8	9



FRI 21 JUL 2017  
Start Time 09:00

### Detailed Team Match Results

KUZMENKO Grygorii (UKR)

0 - 3

JUCHNA Gintautas (LTU)

Match 2		Match	1st Game	2nd Game	3rd Game
KUZMENKO Grygorii	UKR	0	5	5	1
JUCHNA Gintautas	LTU	3	11	11	11
	Duration	9min	3min	3min	3min

Team Match No: TS27 Table: Table 9 Umpires:

Player Statistics	KUZMENKO Grygorii (UKR)				JUCHNA Gintautas (LTU)			
	Game			Match	Game			Match
	1	2	3		1	2	3	
Points won	5	5	1	11	11	11	11	33
Biggest lead	-	-	-	-	7	7	10	10
Points won on own serve	3	4	1	8	6	7	6	19
Points lost on own serve	5	4	5	14	2	1	-	3
Most consecutive points won	2	2	1	2	3	7	10	10
Greatest deficit overcome	-	-	-	-	-	-	-	-
Handedness/Grip								

Match/Team Match Statistics	Game			Match
	1	2	3	
Longest rally (strokes)	6	8	6	8
Average rally	4	3	4	3

#### Game Progress

1	KUZMENKO Grygorii (UKR)	*0	0	*1	2	*2	3	*3	4	5
	JUCHNA Gintautas (LTU)	0	*2	3	*4	6	*7	9	*10	11
2	KUZMENKO Grygorii (UKR)	0	*0	2	*2	2	*2	3	*4	5
	JUCHNA Gintautas (LTU)	*0	2	*2	4	*6	8	*9	10	11
3	KUZMENKO Grygorii (UKR)	*0	1	*1	1	*1	1	1		
	JUCHNA Gintautas (LTU)	0	*1	3	*5	7	*9	11		



FRI 21 JUL 2017

## Detailed Team Match Results

Start Time 09:00

YAKOVENKO Anatolii (UKR)

2 - 3

ZIZIUNAS Kestutis (LTU)

Match 3		Match	1st Game	2nd Game	3rd Game	4th Game	5th Game
YAKOVENKO /	UKR	2	8	11	11	7	8
ZIZIUNAS /	LTU	3	11	6	8	11	11
	Duration	21min	4min	4min	5min	4min	4min

Team Match No: TD27

Table: Table 9

Umpires:

Player Statistics	YAKOVENKO Anatolii (UKR)						ZIZIUNAS Kestutis (LTU)					
	Game					Match	Game					Match
	1	2	3	4	5		1	2	3	4	5	
Points won	8	11	11	7	8	45	11	6	8	11	11	47
Biggest lead	-	5	3	4	-	5	4	1	2	4	5	5
Points won on own serve	5	6	6	4	6	27	6	4	4	7	7	28
Points lost on own serve	5	2	4	4	4	19	3	5	5	3	2	18
Most consecutive points won	3	4	3	4	3	4	4	2	5	7	4	7
Greatest deficit overcome	-	1	2	-	-	2	-	-	-	4	-	4
Handedness/Grip	-						-					

Match/Team Match Statistics	Game					Match
	1	2	3	4	5	
Longest rally (strokes)	6	7	6	6	7	7
Average rally	3	4	4	3	3	3

### Game Progress

1	YAKOVENKO Anatolii (UKR)	*0	1	*1	1	*3	4	*5	7	*7	8	8
	ZIZIUNAS Kestutis (LTU)	0	*1	3	*5	5	*6	7	*7	9	*10	11
2	YAKOVENKO Anatolii (UKR)	0	*1	3	*4	5	*6	8	*9	10	11	
	ZIZIUNAS Kestutis (LTU)	*0	1	*1	2	*3	4	*4	5	*6	6	
3	YAKOVENKO Anatolii (UKR)	*0	1	*3	4	*5	5	*5	7	*8	10	11
	ZIZIUNAS Kestutis (LTU)	0	*1	1	*2	3	*5	7	*7	8	*8	8
4	YAKOVENKO Anatolii (UKR)	0	*2	4	*4	5	*5	5	*5	6	7	
	ZIZIUNAS Kestutis (LTU)	*0	0	*0	2	*3	5	*7	9	*10	11	
5	YAKOVENKO Anatolii (UKR)	*0	0	*0	2	*2	3	*4	5	*6	8	8
	ZIZIUNAS Kestutis (LTU)	0	*2	4	*4	6	*7	8	*9	10	*10	11



FRI 21 JUL 2017

### Detailed Team Match Results

Start Time 09:00

ZAKLADNYI Gennadii (UKR)

1 - 3

JUCHNA Gintautas (LTU)

Match 4		Match	1st Game	2nd Game	3rd Game	4th Game
ZAKLADNYI Gennadii	UKR	1	5	11	9	6
JUCHNA Gintautas	LTU	3	11	8	11	11
	Duration	14min	3min	4min	4min	3min

Team Match No: TS27

Table: Table 9

Umpires:

Player Statistics	ZAKLADNYI Gennadii (UKR)					JUCHNA Gintautas (LTU)				
	Game				Match	Game				Match
	1	2	3	4		1	2	3	4	
Points won	5	11	9	6	31	11	8	11	11	41
Biggest lead	1	4	-	1	4	6	-	4	5	6
Points won on own serve	2	5	5	4	16	5	4	6	7	22
Points lost on own serve	6	4	5	4	19	3	6	4	2	15
Most consecutive points won	1	3	2	2	3	4	2	4	4	4
Greatest deficit overcome	-	-	-	-	-	1	-	-	1	1
Handedness/Grip										

Match/Team Match Statistics	Game				Match
	1	2	3	4	
Longest rally (strokes)	7	9	8	7	9
Average rally	3	4	4	3	4

#### Game Progress

1	ZAKLADNYI Gennadii (UKR)	*0	1	*2	2	*3	4	*5	5	5
	JUCHNA Gintautas (LTU)	0	*1	2	*4	5	*6	7	*9	11
2	ZAKLADNYI Gennadii (UKR)	0	*2	3	*4	6	*6	7	*8	8
	JUCHNA Gintautas (LTU)	*0	0	*1	2	*2	4	*5	6	*8
3	ZAKLADNYI Gennadii (UKR)	*0	0	*0	1	*2	4	*5	6	*7
	JUCHNA Gintautas (LTU)	0	*2	4	*5	6	*6	7	*8	9
4	ZAKLADNYI Gennadii (UKR)	0	*1	1	*2	3	*3	5	*5	6
	JUCHNA Gintautas (LTU)	*0	1	*3	4	*5	7	*7	9	*10

#### LEGEND

MS Men's Single

MT Men's Team

WS Women's Single

WT Women's Team

Note: "\*" server. The "Greatest deficit overcome" only applies when the player ends up winning the game.



FRI 21 JUL 2017

### Detailed Team Match Results

Start Time 09:00

**China**

**3 - 0**

**Russia**

Team Match No: TD28

Table: Table 8

Umpires:

Match 1			Match	1st Game	2nd Game	3rd Game
A	WANG Cong	CHN	3	11	11	11
X	CHULKOV Vitaly	RUS	0	5	8	6
Duration			7min	2min	3min	2min

Match 2			Match	1st Game	2nd Game	3rd Game
B	ZHANG Chaoyue	CHN	3	11	11	11
Y	SUYNALIEV Asilbek	RUS	0	7	7	7
Duration			15min	5min	5min	5min

Match 3			Match	1st Game	2nd Game	3rd Game
C	TIAN /	CHN	3	11	11	11
Z	PISHCHUK /	RUS	0	7	6	8
Duration			11min	4min	3min	4min

Duration of Team Match	00h33min
------------------------	----------

Player Statistics	China				Russia			
	Match			Team Match	Match			Team Match
	1	2	3		1	2	3	
Points won	33	33	33	99	19	21	21	61
Biggest lead	6	6	5	6	3	1	4	4
Points won on own serve	18	18	18	54	11	13	11	35
Points lost on own serve	8	8	10	26	15	15	15	45
Most consecutive points won	9	4	4	9	3	3	4	4
Greatest deficit overcome	3	1	4	4	-	-	-	-

Match/Team Match Statistics	Match			Team Match
	1	2	3	
Longest rally (strokes)	11	13	11	13
Average rally	4	5	4	4





FRI 21 JUL 2017

## Detailed Team Match Results

Start Time 09:00

WANG Cong (CHN)

3 - 0

CHULKOV Vitaly (RUS)

Match 1		Match	1st Game	2nd Game	3rd Game
WANG Cong	CHN	3	11	11	11
CHULKOV Vitaly	RUS	0	5	8	6
	Duration	7min	2min	3min	2min

Team Match No: TS28

Table: Table 8

Umpires:

Player Statistics	WANG Cong (CHN)				CHULKOV Vitaly (RUS)			
	Game			Match	Game			Match
	1	2	3		1	2	3	
Points won	11	11	11	33	5	8	6	19
Biggest lead	6	3	5	6	3	2	2	3
Points won on own serve	6	7	5	18	3	5	3	11
Points lost on own serve	2	3	3	8	5	4	6	15
Most consecutive points won	9	4	3	9	3	3	2	3
Greatest deficit overcome	3	2	2	3	-	-	-	-
Handedness/Grip								

Match/Team Match Statistics	Game			Match
	1	2	3	
Longest rally (strokes)	7	11	11	11
Average rally	3	4	4	4

### Game Progress

1	WANG Cong (CHN)	0	*1	2	*2	3	*5	7	*9	11		
	CHULKOV Vitaly (RUS)	*0	1	*2	4	*5	5	*5	5	5		
2	WANG Cong (CHN)	*0	1	*1	3	*4	5	*6	8	*9	10	11
	CHULKOV Vitaly (RUS)	0	*1	3	*3	4	*5	6	*6	7	*8	8
3	WANG Cong (CHN)	0	*0	2	*3	4	*6	7	*9	10	11	
	CHULKOV Vitaly (RUS)	*0	2	*2	3	*4	4	*5	5	*6	6	



FRI 21 JUL 2017

### Detailed Team Match Results

Start Time 09:00

ZHANG Chaoyue (CHN)

3 - 0

SUYNALIEV Asilbek (RUS)

Match 2		Match	1st Game	2nd Game	3rd Game
ZHANG Chaoyue	CHN	3	11	11	11
SUYNALIEV Asilbek	RUS	0	7	7	7
	Duration	15min	5min	5min	5min

Team Match No: TS28

Table: Table 8

Umpires:

Player Statistics	ZHANG Chaoyue (CHN)				SUYNALIEV Asilbek (RUS)			
	Game			Match	Game			Match
	1	2	3		1	2	3	
Points won	11	11	11	33	7	7	7	21
Biggest lead	6	4	4	6	-	1	1	1
Points won on own serve	6	7	5	18	5	4	4	13
Points lost on own serve	2	3	3	8	5	4	6	15
Most consecutive points won	4	4	4	4	3	2	3	3
Greatest deficit overcome	-	1	1	1	-	-	-	-
Handedness/Grip								

Match/Team Match Statistics	Game			Match
	1	2	3	
Longest rally (strokes)	8	13	8	13
Average rally	4	6	4	5

#### Game Progress

1	ZHANG Chaoyue (CHN)	0	*1	3	*4	5	*7	9	*9	10	11
	SUYNALIEV Asilbek (RUS)	*0	1	*1	2	*3	3	*3	5	*6	7
2	ZHANG Chaoyue (CHN)	*0	1	*2	4	*4	5	*6	7	*9	11
	SUYNALIEV Asilbek (RUS)	0	*1	2	*2	4	*5	6	*7	7	7
3	ZHANG Chaoyue (CHN)	0	*1	3	*3	4	*6	7	*8	9	11
	SUYNALIEV Asilbek (RUS)	*0	1	*1	3	*4	4	*5	6	*7	7



FRI 21 JUL 2017

### Detailed Team Match Results

Start Time 09:00

TIAN Jiping (CHN)

3 - 0

PISHCHUK Dmitry Olegovich (RUS)

Match 3		Match	1st Game	2nd Game	3rd Game
TIAN / CHN		3	11	11	11
PISHCHUK / RUS		0	7	6	8
	Duration	11min	4min	3min	4min

Team Match No: TD28

Table: Table 8

Umpires:

Player Statistics	TIAN Jiping (CHN)				PISHCHUK Dmitry Olegovich (RUS)			
	Game			Match	Game			Match
	1	2	3		1	2	3	
Points won	11	11	11	33	7	6	8	21
Biggest lead	5	5	3	5	-	-	4	4
Points won on own serve	9	4	5	18	6	2	3	11
Points lost on own serve	1	4	5	10	2	7	6	15
Most consecutive points won	3	3	4	4	3	2	4	4
Greatest deficit overcome	-	-	4	4	-	-	-	-
Handedness/Grip	-				-			

Match/Team Match Statistics	Game			Match
	1	2	3	
Longest rally (strokes)	11	8	9	11
Average rally	4	4	4	4

#### Game Progress

1	TIAN Jiping (CHN)	*0	2	*2	4	*5	7	*8	9	*9	11	
	PISHCHUK Dmitry Olegovich (RUS)	0	*0	2	*2	3	*3	4	*5	7	7	
2	TIAN Jiping (CHN)	0	*1	3	*4	5	*7	7	*9	10	11	
	PISHCHUK Dmitry Olegovich (RUS)	*0	1	*1	2	*3	3	*5	5	*6	6	
3	TIAN Jiping (CHN)	*0	0	*0	2	*4	4	*6	8	*9	10	11
	PISHCHUK Dmitry Olegovich (RUS)	0	*2	4	*4	4	*6	6	*6	7	*8	8

#### LEGEND

MS Men's Single

MT Men's Team

WS Women's Single

WT Women's Team

Note: "\*" server. The "Greatest deficit overcome" only applies when the player ends up winning the game.



FRI 21 JUL 2017

### Detailed Team Match Results

Start Time 13:00

Kazakhstan

0 - 3

Chinese Taipei

Team Match No: TD33

Table: Table 1

Umpires:

Match 1			Match	1st Game	2nd Game	3rd Game	4th Game
A	DANIYAROV Gaip	KAZ	1	2	12	10	1
X	YANG Jung-Tsung	TPE	3	11	10	12	11
Duration			15min	2min	5min	6min	2min

Match 2			Match	1st Game	2nd Game	3rd Game
B	ISKENDIROV Daniyar	KAZ	0	6	6	3
Y	WANG Yi-Hsiang	TPE	3	11	11	11
Duration			8min	3min	3min	2min

Match 3			Match	1st Game	2nd Game	3rd Game	4th Game
C	KONKUBAYEV /	KAZ	1	7	6	13	8
Z	KUO /	TPE	3	11	11	11	11
Duration			19min	3min	4min	6min	6min

Duration of Team Match	00h42min
------------------------	----------

Player Statistics	Kazakhstan					Chinese Taipei				
	Match				Team Match	Match				Team Match
	1	2	3	4		1	2	3	4	
Points won	25	15	34	-	74	44	33	44	-	121
Biggest lead	3	2	3	-	3	10	8	5	-	10
Points won on own serve	14	9	16	-	39	24	17	21	-	62
Points lost on own serve	20	16	23	-	59	11	6	18	-	35
Most consecutive points won	3	2	4	-	4	10	6	6	-	10
Greatest deficit overcome	1	-	2	-	2	2	2	3	-	3

Match/Team Match Statistics	Match				Team Match
	1	2	3	4	
Longest rally (strokes)	16	8	9	-	16
Average rally	5	4	4	-	4



FRI 21 JUL 2017

### Detailed Team Match Results

Start Time 13:00

DANIYAROV Gaip (KAZ)

1 - 3

YANG Jung-Tsung (TPE)

Match 1		Match	1st Game	2nd Game	3rd Game	4th Game
DANIYAROV Gaip	KAZ	1	2	12	10	1
YANG Jung-Tsung	TPE	3	11	10	12	11
	Duration	15min	2min	5min	6min	2min

Team Match No: TS33

Table: Table 1

Umpires:

Player Statistics	DANIYAROV Gaip (KAZ)					YANG Jung-Tsung (TPE)				
	Game				Match	Game				Match
	1	2	3	4		1	2	3	4	
Points won	2	12	10	1	25	11	10	12	11	44
Biggest lead	1	3	2	-	3	9	1	3	10	10
Points won on own serve	1	7	6	-	14	6	6	7	5	24
Points lost on own serve	5	4	5	6	20	1	5	4	1	11
Most consecutive points won	2	2	3	1	3	10	4	4	10	10
Greatest deficit overcome	-	1	-	-	1	1	-	2	-	2
Handedness/Grip										

Match/Team Match Statistics	Game				Match
	1	2	3	4	
Longest rally (strokes)	9	16	9	12	16
Average rally	5	5	5	4	5

#### Game Progress

1	DANIYAROV Gaip (KAZ)	0	*1	2	*2	2	*2	2	2					
	YANG Jung-Tsung (TPE)	*0	1	*2	4	*6	8	*10	11					
2	DANIYAROV Gaip (KAZ)	*0	2	*3	4	*5	6	*6	7	*8	9	*10	11	12
	YANG Jung-Tsung (TPE)	0	*0	1	*2	3	*4	6	*7	8	*9	10	*10	10
3	DANIYAROV Gaip (KAZ)	0	*1	3	*4	4	*4	5	*6	7	*8	10	*10	10
	YANG Jung-Tsung (TPE)	*0	1	*1	2	*4	6	*7	8	*9	10	*10	11	12
4	DANIYAROV Gaip (KAZ)	*0	0	*0	0	*0	0	1						
	YANG Jung-Tsung (TPE)	0	*2	4	*6	8	*10	11						



FRI 21 JUL 2017

### Detailed Team Match Results

Start Time 13:00

ISKENDIROV Daniyar (KAZ)

0 - 3

WANG Yi-Hsiang (TPE)

Match 2		Match	1st Game	2nd Game	3rd Game
ISKENDIROV Daniyar	KAZ	0	6	6	3
WANG Yi-Hsiang	TPE	3	11	11	11
	Duration	8min	3min	3min	2min

Team Match No: TS33

Table: Table 1

Umpires:

Player Statistics	ISKENDIROV Daniyar (KAZ)				WANG Yi-Hsiang (TPE)			
	Game			Match	Game			Match
	1	2	3		1	2	3	
Points won	6	6	3	15	11	11	11	33
Biggest lead	2	-	-	2	5	5	8	8
Points won on own serve	4	4	1	9	6	7	4	17
Points lost on own serve	5	4	7	16	2	2	2	6
Most consecutive points won	2	2	2	2	6	3	5	6
Greatest deficit overcome	-	-	-	-	2	-	-	2
Handedness/Grip								

Match/Team Match Statistics	Game			Match
	1	2	3	
Longest rally (strokes)	8	8	8	8
Average rally	4	4	4	4

#### Game Progress

1	ISKENDIROV Daniyar (KAZ)	*0	2	*2	2	*2	3	*4	5	*6	6
	WANG Yi-Hsiang (TPE)	0	*0	2	*4	6	*7	8	*9	10	11
2	ISKENDIROV Daniyar (KAZ)	0	*0	1	*2	3	*3	4	*5	6	6
	WANG Yi-Hsiang (TPE)	*0	2	*3	4	*5	7	*8	9	*10	11
3	ISKENDIROV Daniyar (KAZ)	*0	0	*0	1	*2	2	*3	3		
	WANG Yi-Hsiang (TPE)	0	*2	4	*5	6	*8	9	11		



FRI 21 JUL 2017

### Detailed Team Match Results

Start Time 13:00

KONKUBAYEV Kanat (KAZ)

1 - 3

KUO Yueh-Tung (TPE)

Match 3	Match	1st Game	2nd Game	3rd Game	4th Game
KONKUBAYEV / KAZ	1	7	6	13	8
KUO / TPE	3	11	11	11	11
Duration	19min	3min	4min	6min	6min

Team Match No: TD33

Table: Table 1

Umpires:

Player Statistics	KONKUBAYEV Kanat (KAZ)					KUO Yueh-Tung (TPE)				
	Game				Match	Game				Match
	1	2	3	4		1	2	3	4	
Points won	7	6	13	8	34	11	11	11	11	44
Biggest lead	-	-	3	3	3	4	5	2	3	5
Points won on own serve	4	4	5	3	16	5	7	4	5	21
Points lost on own serve	6	4	7	6	23	3	2	8	5	18
Most consecutive points won	2	2	4	2	4	2	5	3	6	6
Greatest deficit overcome	-	-	2	-	2	-	-	-	3	3
Handedness/Grip	-					-				

Match/Team Match Statistics	Game				Match
	1	2	3	4	
Longest rally (strokes)	5	7	9	6	9
Average rally	3	4	4	4	4

#### Game Progress

1	KONKUBAYEV Kanat (KAZ)	*0	1	*1	2	*3	4	*5	6	*7	7					
	KUO Yueh-Tung (TPE)	0	*1	3	*4	5	*6	7	*8	9	11					
2	KONKUBAYEV Kanat (KAZ)	0	*0	1	*2	3	*4	6	*6	6	6					
	KUO Yueh-Tung (TPE)	*0	2	*3	4	*5	6	*6	8	*10	11					
3	KONKUBAYEV Kanat (KAZ)	*0	1	*3	4	*4	5	*6	7	*8	8	*10	10	*11	12	13
	KUO Yueh-Tung (TPE)	0	*1	1	*2	4	*5	6	*7	8	*10	10	*11	11	*11	11
4	KONKUBAYEV Kanat (KAZ)	0	*2	3	*4	5	*6	7	*8	8	*8	8				
	KUO Yueh-Tung (TPE)	*0	0	*1	2	*3	4	*5	6	*8	10	11				

#### LEGEND

MS Men's Single

MT Men's Team

WS Women's Single

WT Women's Team

Note: "\*" server. The "Greatest deficit overcome" only applies when the player ends up winning the game.



FRI 21 JUL 2017

## Detailed Team Match Results

Start Time 13:00

Lithuania

0 - 3

China

Team Match No: TD34

Table: Table 2

Umpires:

Match 1			Match	1st Game	2nd Game	3rd Game	4th Game	5th Game
A	JUCHNA Gintautas	LTU	2	11	11	5	4	8
X	ZHANG Chaoyue	CHN	3	2	9	11	11	11
Duration			18min	2min	5min	3min	3min	5min

Match 2			Match	1st Game	2nd Game	3rd Game
B	TAKINAS Deividas	LTU	0	7	9	5
Y	WANG Cong	CHN	3	11	11	11
Duration			10min	4min	4min	2min

Match 3			Match	1st Game	2nd Game	3rd Game
C	ZIZIUNAS /	LTU	0	7	4	5
Z	TIAN /	CHN	3	11	11	11
Duration			10min	4min	3min	3min

Duration of Team Match	00h38min
------------------------	----------

Player Statistics	Lithuania				China			
	Match			Team Match	Match			Team Match
	1	2	3		1	2	3	
Points won	39	21	16	76	44	33	33	110
Biggest lead	9	5	2	9	7	6	7	7
Points won on own serve	24	10	11	45	26	15	20	61
Points lost on own serve	18	18	13	49	15	11	5	31
Most consecutive points won	5	3	2	5	4	7	5	7
Greatest deficit overcome	3	-	-	3	1	5	2	5

Match/Team Match Statistics	Match			Team Match
	1	2	3	
Longest rally (strokes)	10	8	10	10
Average rally	3	4	3	3





FRI 21 JUL 2017

### Detailed Team Match Results

Start Time 13:00

JUCHNA Gintautas (LTU)

2 - 3

ZHANG Chaoyue (CHN)

Match 1		Match	1st Game	2nd Game	3rd Game	4th Game	5th Game
JUCHNA Gintautas	LTU	2	11	11	5	4	8
ZHANG Chaoyue	CHN	3	2	9	11	11	11
	Duration	18min	2min	5min	3min	3min	5min

Team Match No: TS34

Table: Table 2

Umpires:

Player Statistics	JUCHNA Gintautas (LTU)						ZHANG Chaoyue (CHN)					
	Game					Match	Game					Match
	1	2	3	4	5		1	2	3	4	5	
Points won	11	11	5	4	8	39	2	9	11	11	11	44
Biggest lead	9	2	-	-	1	9	-	3	6	7	3	7
Points won on own serve	7	8	2	3	4	24	2	7	5	7	5	26
Points lost on own serve	-	2	6	4	6	18	4	3	3	1	4	15
Most consecutive points won	5	4	3	1	2	5	1	3	4	4	3	4
Greatest deficit overcome	-	3	-	-	-	3	-	-	-	-	1	1
Handedness/Grip												

Match/Team Match Statistics	Game					Match
	1	2	3	4	5	
Longest rally (strokes)	10	6	5	7	10	10
Average rally	3	3	3	3	4	3

#### Game Progress

1	JUCHNA Gintautas (LTU)	*0	2	*3	5	*6	8	*10	11			
	ZHANG Chaoyue (CHN)	0	*0	1	*1	2	*2	2	2			
2	JUCHNA Gintautas (LTU)	0	*0	1	*2	4	*5	6	*7	9	*9	11
	ZHANG Chaoyue (CHN)	*0	2	*3	4	*4	5	*6	7	*7	9	9
3	JUCHNA Gintautas (LTU)	*0	1	*1	1	*2	3	*5	5	5		
	ZHANG Chaoyue (CHN)	0	*1	3	*5	6	*7	7	*9	11		
4	JUCHNA Gintautas (LTU)	0	*0	1	*1	2	*2	3	*4	4		
	ZHANG Chaoyue (CHN)	*0	2	*3	5	*6	8	*9	10	11		
5	JUCHNA Gintautas (LTU)	*0	1	*2	3	*4	4	*5	6	*7	8	8
	ZHANG Chaoyue (CHN)	0	*1	2	*3	4	*6	7	*8	9	*10	11



FRI 21 JUL 2017

### Detailed Team Match Results

Start Time 13:00

TAKINAS Devidas (LTU)

0 - 3

WANG Cong (CHN)

Match 2		Match	1st Game	2nd Game	3rd Game
TAKINAS Devidas	LTU	0	7	9	5
WANG Cong	CHN	3	11	11	11
	Duration	10min	4min	4min	2min

Team Match No: TS34

Table: Table 2

Umpires:

Player Statistics	TAKINAS Devidas (LTU)				WANG Cong (CHN)			
	Game			Match	Game			Match
	1	2	3		1	2	3	
Points won	7		9	21	11		11	33
Biggest lead	-		5	5	5		2	6
Points won on own serve	3		4	10	4		5	15
Points lost on own serve	7		6	18	4		5	11
Most consecutive points won	2		3	3	3		7	7
Greatest deficit overcome	-		-	-	-		5	5
Handedness/Grip								

Match/Team Match Statistics	Game			Match
	1	2	3	
Longest rally (strokes)	7		8	8
Average rally	4		4	4

#### Game Progress

1	TAKINAS Devidas (LTU)	*0	1	*2	2	*3	4	*5	5	*6	7	WANG Cong (CHN)	0	*1	2	*4	5	*6	7	*9	10	11		
3	TAKINAS Devidas (LTU)	0	*1	3	*4	5	*7	8	*9	9	*9	9	WANG Cong (CHN)	*0	1	*1	2	*3	3	*4	5	*7	9	11
4	TAKINAS Devidas (LTU)	*0	0	*0	1	*2	3	*4	5	5	WANG Cong (CHN)	0	*2	4	*5	6	*7	8	*9	11				



FRI 21 JUL 2017

## Detailed Team Match Results

Start Time 13:00

ZIZIUNAS Kestutis (LTU)

0 - 3

TIAN Jiping (CHN)

Match 3		Match	1st Game	2nd Game	3rd Game
ZIZIUNAS /	LTU	0	7	4	5
TIAN /	CHN	3	11	11	11
	Duration	10min	4min	3min	3min

Team Match No: TD34

Table: Table 2

Umpires:

Player Statistics	ZIZIUNAS Kestutis (LTU)				TIAN Jiping (CHN)			
	Game			Match	Game			Match
	1	2	3		1	2	3	
Points won	7	4	5	16	11	11	11	33
Biggest lead	2	-	-	2	4	7	6	7
Points won on own serve	4	2	5	11	7	5	8	20
Points lost on own serve	4	6	3	13	3	2	-	5
Most consecutive points won	2	2	2	2	4	5	4	5
Greatest deficit overcome	-	-	-	-	2	-	-	2
Handedness/Grip	-				-			

Match/Team Match Statistics	Game			Match
	1	2	3	
Longest rally (strokes)	10	7	6	10
Average rally	4	3	3	3

### Game Progress

1	ZIZIUNAS Kestutis (LTU)	0	*1	3	*4	5	*5	5	*6	7	7	TIAN Jiping (CHN)	*0	1	*1	2	*3	5	*7	8	*9	11
2	ZIZIUNAS Kestutis (LTU)	*0	1	*1	1	*2	2	*3	4	4	TIAN Jiping (CHN)	0	*1	3	*5	6	*8	9	*10	11		
3	ZIZIUNAS Kestutis (LTU)	0	*0	2	*2	4	*4	5	*5	5	TIAN Jiping (CHN)	*0	2	*2	4	*4	6	*7	9	11		

### LEGEND

MS Men's Single

MT Men's Team

WS Women's Single

WT Women's Team

Note: "\*" server. The "Greatest deficit overcome" only applies when the player ends up winning the game.



FRI 21 JUL 2017

### Detailed Team Match Results

Start Time 18:00

Chinese Taipei

1 - 3

China

Team Match No: TS41

Table: Table 1

Umpires:

Match 1			Match	1st Game	2nd Game	3rd Game
A	<b>YANG Jung-Tsung</b>	<b>TPE</b>	<b>3</b>	11	11	11
X	ZHANG Chaoyue	CHN	0	7	6	5
Duration			<b>12min</b>	4min	4min	4min

Match 2			Match	1st Game	2nd Game	3rd Game	4th Game
B	WANG Yi-Hsiang	TPE	1	3	9	11	5
Y	<b>WANG Cong</b>	<b>CHN</b>	<b>3</b>	11	11	4	11
Duration			<b>19min</b>	3min	6min	5min	5min

Match 3			Match	1st Game	2nd Game	3rd Game	4th Game
C	KUO /	TPE	1	4	11	5	7
Z	<b>TIAN /</b>	<b>CHN</b>	<b>3</b>	11	8	11	11
Duration			<b>20min</b>	3min	6min	5min	6min

Match 4			Match	1st Game	2nd Game	3rd Game
A	YANG Jung-Tsung	TPE	0	7	3	7
Y	<b>WANG Cong</b>	<b>CHN</b>	<b>3</b>	11	11	11
Duration			<b>12min</b>	4min	3min	5min

Duration of Team Match	<b>01h03min</b>
------------------------	-----------------

Player Statistics	Chinese Taipei				China			
	Match			Team Match	Match			Team Match
	1	2	3		1	2	3	
Points won	33	28	27	105	18	37	41	129
Biggest lead	6	7	5	7	1	8	7	8
Points won on own serve	20	13	11	54	12	16	19	64
Points lost on own serve	6	21	22	65	13	15	16	51
Most consecutive points won	4	5	4	5	3	7	4	7
Greatest deficit overcome	1	1	-	1	-	1	2	2

Match/Team Match Statistics	Match			Team Match
	1	2	3	
Longest rally (strokes)	9	15	12	15
Average rally	4	4	4	4



FRI 21 JUL 2017  
Start Time 18:00

### Detailed Team Match Results

**YANG Jung-Tsung (TPE)**

**3 - 0**

**ZHANG Chaoyue (CHN)**

Match 1		Match	1st Game	2nd Game	3rd Game
<b>YANG Jung-Tsung</b>	<b>TPE</b>	<b>3</b>	11	11	11
ZHANG Chaoyue	CHN	0	7	6	5
	Duration	<b>12min</b>	4min	4min	4min

Team Match No: TS41 Table: Table 1 Umpires:

Player Statistics	YANG Jung-Tsung (TPE)				ZHANG Chaoyue (CHN)			
	Game			Match	Game			Match
	1	2	3		1	2	3	
Points won	11	11	11	33	7	6	5	18
Biggest lead	4	5	6	6	1	1	-	1
Points won on own serve	7	6	7	20	4	4	4	12
Points lost on own serve	3	2	1	6	4	5	4	13
Most consecutive points won	4	3	4	4	3	1	2	3
Greatest deficit overcome	1	1	-	1	-	-	-	-
Handedness/Grip								

Match/Team Match Statistics	Game			Match
	1	2	3	
Longest rally (strokes)	6	7	9	9
Average rally	4	4	4	4

#### Game Progress

1	<b>YANG Jung-Tsung (TPE)</b>	*0	1	*3	4	*4	6	*7	8	*9	11
	ZHANG Chaoyue (CHN)	0	*1	1	*2	4	*4	5	*6	7	7
2	<b>YANG Jung-Tsung (TPE)</b>	0	*1	3	*4	5	*6	8	*9	10	11
	ZHANG Chaoyue (CHN)	*0	1	*1	2	*3	4	*4	5	*6	6
3	<b>YANG Jung-Tsung (TPE)</b>	*0	2	*3	5	*5	7	*9	10	11	
	ZHANG Chaoyue (CHN)	0	*0	1	*1	3	*3	3	*4	5	



FRI 21 JUL 2017  
Start Time 18:00

### Detailed Team Match Results

WANG Yi-Hsiang (TPE)

1 - 3

WANG Cong (CHN)

Match 2		Match	1st Game	2nd Game	3rd Game	4th Game
WANG Yi-Hsiang	TPE	1	3	9	11	5
WANG Cong	CHN	3	11	11	4	11
	Duration	19min	3min	6min	5min	5min

Team Match No: TS41 Table: Table 1 Umpires:

Player Statistics	WANG Yi-Hsiang (TPE)					WANG Cong (CHN)				
	Game				Match	Game				Match
	1	2	3	4		1	2	3	4	
Points won	3	9	11	5	28	11	11	4	11	37
Biggest lead	1	1	7	-	7	8	3	1	6	8
Points won on own serve	1	5	5	2	13	4	6	1	5	16
Points lost on own serve	7	5	3	6	21	2	4	6	3	15
Most consecutive points won	1	2	5	1	5	7	2	1	4	7
Greatest deficit overcome	-	-	1	-	1	1	1	-	-	1
Handedness/Grip										

Match/Team Match Statistics	Game				Match
	1	2	3	4	
Longest rally (strokes)	13	15	9	8	15
Average rally	4	5	4	4	4

#### Game Progress

1	WANG Yi-Hsiang (TPE)	*0	1	*2	2	*3	3	*3	3		
	WANG Cong (CHN)	0	*1	2	*4	5	*7	9	11		
2	WANG Yi-Hsiang (TPE)	0	*1	2	*3	4	*4	5	*6	7	*8
	WANG Cong (CHN)	*0	1	*2	3	*4	6	*7	8	*9	10
3	WANG Yi-Hsiang (TPE)	*0	1	*2	4	*6	7	*9	10	11	
	WANG Cong (CHN)	0	*1	2	*2	2	*3	3	*4	4	
4	WANG Yi-Hsiang (TPE)	0	*0	1	*2	2	*3	4	*5	5	
	WANG Cong (CHN)	*0	2	*3	4	*6	7	*8	9	11	



FRI 21 JUL 2017  
Start Time 18:00

### Detailed Team Match Results

KUO Yueh-Tung (TPE)

1 - 3

TIAN Jiping (CHN)

Match 3		Match	1st Game	2nd Game	3rd Game	4th Game
KUO /	TPE	1	4	11	5	7
TIAN /	CHN	3	11	8	11	11
	Duration	20min	3min	6min	5min	6min

Team Match No: TD41 Table: Table 1 Umpires:

Player Statistics	KUO Yueh-Tung (TPE)					TIAN Jiping (CHN)				
	Game				Match	Game				Match
	1	2	3	4		1	2	3	4	
Points won	4	11	5	7	27	11	8	11	11	41
Biggest lead	1	5	-	2	5	7	-	6	4	7
Points won on own serve	2	5	2	2	11	5	4	5	5	19
Points lost on own serve	6	4	6	6	22	2	6	3	5	16
Most consecutive points won	1	4	3	2	4	4	3	4	4	4
Greatest deficit overcome	-	-	-	-	-	1	-	-	-	2
Handedness/Grip	-					-				

Match/Team Match Statistics	Game				Match
	1	2	3	4	
Longest rally (strokes)	6	7	12	8	12
Average rally	3	4	4	4	4

#### Game Progress

1	KUO Yueh-Tung (TPE)	*0	1	*1	2	*3	3	*4	4	4		
	TIAN Jiping (CHN)	0	*1	3	*4	5	*7	8	*10	11		
2	KUO Yueh-Tung (TPE)	0	*2	3	*4	5	*7	8	*9	10	*11	
	TIAN Jiping (CHN)	*0	0	*1	2	*3	3	*4	5	*6	8	8
3	KUO Yueh-Tung (TPE)	*0	0	*1	1	*2	4	*5	5	5		
	TIAN Jiping (CHN)	0	*2	3	*5	6	*6	7	*9	11		
4	KUO Yueh-Tung (TPE)	0	*2	2	*2	4	*4	4	*6	6	7	
	TIAN Jiping (CHN)	*0	0	*2	4	*4	6	*8	8	*10	11	



FRI 21 JUL 2017  
Start Time 18:00

### Detailed Team Match Results

YANG Jung-Tsung (TPE)

0 - 3

WANG Cong (CHN)

Match 4		Match	1st Game	2nd Game	3rd Game
YANG Jung-Tsung	TPE	0	7	3	7
WANG Cong	CHN	3	11	11	11
	Duration	12min	4min	3min	5min

Team Match No: TS41 Table: Table 1 Umpires:

Player Statistics	YANG Jung-Tsung (TPE)				WANG Cong (CHN)			
	Game			Match	Game			Match
	1	2	3		1	2	3	
Points won	7	3	7	17	11	11	11	33
Biggest lead	2	-	1	2	4	8	4	8
Points won on own serve	3	2	5	10	4	7	6	17
Points lost on own serve	7	4	5	16	4	1	2	7
Most consecutive points won	2	2	2	2	5	6	4	6
Greatest deficit overcome	-	-	-	-	2	-	1	2
Handedness/Grip								

Match/Team Match Statistics	Game			Match
	1	2	3	
Longest rally (strokes)	8	7	9	9
Average rally	4	3	4	4

#### Game Progress

1	YANG Jung-Tsung (TPE)	*0	1	*3	3	*3	4	*5	5	*6	7
	WANG Cong (CHN)	0	*1	1	*3	5	*6	7	*9	10	11
2	YANG Jung-Tsung (TPE)	0	*0	1	*2	3	*3	3	3		
	WANG Cong (CHN)	*0	2	*3	4	*5	7	*9	11		
3	YANG Jung-Tsung (TPE)	*0	1	*1	3	*4	5	*5	6	*7	7
	WANG Cong (CHN)	0	*1	3	*3	4	*5	7	*8	9	11

#### LEGEND

MS Men's Single MT Men's Team WS Women's Single WT Women's Team

Note: "\*" server. The "Greatest deficit overcome" only applies when the player ends up winning the game.





FRI 21 JUL 2017

### Detailed Team Match Results

Start Time 11:00

Poland

0 - 3

Hong Kong

Team Match No: TD29

Table: Table 3

Umpires:

Match 1		Match	1st Game	2nd Game	3rd Game	4th Game
A	SZELIGA Adrian POL	1	3	10	11	8
X	WU Ho Ting HKG	3	11	12	5	11
Duration		17min	3min	6min	4min	4min

Match 2		Match	1st Game	2nd Game	3rd Game
B	NOWAK Grzegorz POL	0	5	7	5
Y	NG Wai Yip HKG	3	11	11	11
Duration		9min	3min	3min	3min

Match 3		Match	1st Game	2nd Game	3rd Game	4th Game
C	RUTOWSKI / POL	1	11	7	10	6
Z	NG / HKG	3	9	11	12	11
Duration		18min	4min	4min	6min	4min

Duration of Team Match	00h44min
------------------------	----------

Player Statistics	Poland				Team Match	Hong Kong				Team Match
	Match					Match				
	1	2	3	4		1	2	3	4	
Points won	32	17	34	-	83	39	33	43	-	115
Biggest lead	6	1	4	-	6	8	8	5	-	8
Points won on own serve	21	12	20	-	53	25	21	26	-	72
Points lost on own serve	14	12	17	-	43	11	5	14	-	30
Most consecutive points won	4	3	4	-	4	7	6	5	-	7
Greatest deficit overcome	-	-	3	-	3	3	1	4	-	4

Match/Team Match Statistics	Match				Team Match
	1	2	3	4	
Longest rally (strokes)	12	12	15	-	15
Average rally	4	4	4	-	4



FRI 21 JUL 2017

### Detailed Team Match Results

Start Time 11:00

SZELIGA Adrian (POL)

1 - 3

WU Ho Ting (HKG)

Match 1		Match	1st Game	2nd Game	3rd Game	4th Game
SZELIGA Adrian	POL	1	3	10	11	8
WU Ho Ting	HKG	3	11	12	5	11
	Duration	17min	3min	6min	4min	4min

Team Match No: TS29

Table: Table 3

Umpires:

Player Statistics	SZELIGA Adrian (POL)					WU Ho Ting (HKG)				
	Game				Match	Game				Match
	1	2	3	4		1	2	3	4	
Points won	3	10	11	8	32	11	12	5	11	39
Biggest lead	-	3	6	1	6	8	2	-	3	8
Points won on own serve	3	7	6	5	21	8	8	3	6	25
Points lost on own serve	3	4	2	5	14	-	3	5	3	11
Most consecutive points won	2	3	4	2	4	7	3	2	4	7
Greatest deficit overcome	-	-	-	-	-	-	3	-	1	3
Handedness/Grip										

Match/Team Match Statistics	Game				Match
	1	2	3	4	
Longest rally (strokes)	6	9	12	9	12
Average rally	2	4	4	4	4

#### Game Progress

1	SZELIGA Adrian (POL)	0	*0	1	*1	1	*1	3	3				
	WU Ho Ting (HKG)	*0	2	*3	5	*7	9	*9	11				
2	SZELIGA Adrian (POL)	*0	2	*3	4	*5	6	*6	7	*7	9	*10	10
	WU Ho Ting (HKG)	0	*0	1	*2	3	*4	6	*7	9	*9	10	*11
3	SZELIGA Adrian (POL)	0	*2	3	*5	7	*7	8	*9	11			
	WU Ho Ting (HKG)	*0	0	*1	1	*1	3	*4	5	5			
4	SZELIGA Adrian (POL)	*0	0	*1	3	*4	5	*6	7	*7	8	8	
	WU Ho Ting (HKG)	0	*2	3	*3	4	*5	6	*7	9	*10	11	



FRI 21 JUL 2017

### Detailed Team Match Results

Start Time 11:00

NOWAK Grzegorz (POL)

0 - 3

NG Wai Yip (HKG)

Match 2		Match	1st Game	2nd Game	3rd Game
NOWAK Grzegorz	POL	0	5	7	5
NG Wai Yip	HKG	3	11	11	11
	Duration	9min	3min	3min	3min

Team Match No: TS29

Table: Table 3

Umpires:

Player Statistics	NOWAK Grzegorz (POL)				NG Wai Yip (HKG)			
	Game			Match	Game			Match
	1	2	3		1	2	3	
Points won	5	7	5	17	11	11	11	33
Biggest lead	1	-	-	1	8	5	6	8
Points won on own serve	3	5	4	12	6	8	7	21
Points lost on own serve	5	3	4	12	2	2	1	5
Most consecutive points won	3	2	3	3	6	4	5	6
Greatest deficit overcome	-	-	-	-	1	-	-	1
Handedness/Grip								

Match/Team Match Statistics	Game			Match
	1	2	3	
Longest rally (strokes)	6	12	9	12
Average rally	3	5	5	4

#### Game Progress

1	NOWAK Grzegorz (POL)	*0	1	*1	1	*2	2	*2	4	5
	NG Wai Yip (HKG)	0	*1	3	*5	6	*8	10	*10	11
2	NOWAK Grzegorz (POL)	0	*0	1	*2	3	*3	4	*5	7
	NG Wai Yip (HKG)	*0	2	*3	4	*5	7	*8	9	*9
3	NOWAK Grzegorz (POL)	*0	1	*1	2	*2	4	*5	5	5
	NG Wai Yip (HKG)	0	*1	3	*4	6	*6	7	*9	11



FRI 21 JUL 2017

### Detailed Team Match Results

Start Time 11:00

RUTOWSKI Marek Jan (POL)

1 - 3

NG Kin Sing (HKG)

Match 3		Match	1st Game	2nd Game	3rd Game	4th Game
RUTOWSKI /	POL	1	11	7	10	6
NG /	HKG	3	9	11	12	11
	Duration	18min	4min	4min	6min	4min

Team Match No: TD29

Table: Table 3

Umpires:

Player Statistics	RUTOWSKI Marek Jan (POL)					NG Kin Sing (HKG)				
	Game				Match	Game				Match
	1	2	3	4		1	2	3	4	
Points won	11	7	10	6	34	9	11	12	11	43
Biggest lead	3	4	2	-	4	3	4	2	5	5
Points won on own serve	6	3	7	4	20	5	6	8	7	26
Points lost on own serve	4	5	4	4	17	5	4	3	2	14
Most consecutive points won	4	4	3	3	4	3	5	4	4	5
Greatest deficit overcome	3	-	-	-	3	-	4	2	-	4
Handedness/Grip	-					-				

Match/Team Match Statistics	Game				Match
	1	2	3	4	
Longest rally (strokes)	15	10	10	7	15
Average rally	4	4	5	3	4

#### Game Progress

1	RUTOWSKI Marek Jan (POL)	*0	0	*1	3	*4	6	*7	8	*9	10	11
	NG Kin Sing (HKG)	0	*2	3	*3	4	*4	5	*6	7	*8	9
2	RUTOWSKI Marek Jan (POL)	0	*2	4	*4	4	*5	6	*7	7	7	
	NG Kin Sing (HKG)	*0	0	*0	2	*4	5	*6	7	*9	11	
3	RUTOWSKI Marek Jan (POL)	*0	1	*2	3	*4	5	*5	7	*8	10	*10
	NG Kin Sing (HKG)	0	*1	2	*3	4	*5	7	*7	8	*8	10
4	RUTOWSKI Marek Jan (POL)	0	*1	1	*2	4	*4	5	*5	6	6	
	NG Kin Sing (HKG)	*0	1	*3	4	*4	6	*7	9	*10	11	

#### LEGEND

MS Men's Single

MT Men's Team

WS Women's Single

WT Women's Team

Note: "\*" server. The "Greatest deficit overcome" only applies when the player ends up winning the game.



FRI 21 JUL 2017  
Start Time 11:00

### Detailed Team Match Results

Thailandia

0 - 3

Czech Republic

Team Match No:

Table:

Umpires:

Player Statistics	Thailandia		Czech Republic	
	Game	Team	Game	Team
	1	Match	1	Match
Points won	-	-	-	-
Biggest lead	-	-	-	-
Points won on own serve	-	-	-	-
Points lost on own serve	-	-	-	-
Most consecutive points won	-	-	-	-
Greatest deficit overcome	-	-	-	-

Match/Team Match Statistics	Game	Team
	1	Match
Longest rally (strokes)	-	-
Average rally	-	-

#### LEGEND

MS Men's Single

MT Men's Team

WS Women's Single

WT Women's Team

Note: "\*" server. The "Greatest deficit overcome" only applies when the player ends up winning the game.



FRI 21 JUL 2017

## Detailed Team Match Results

Start Time 11:00

Turkey

0 - 3

Bulgaria

Team Match No: TD31

Table: Table 7

Umpires:

Match 1			Match	1st Game	2nd Game	3rd Game	4th Game
A	TIMUCIN Avni	TUR	1	5	11	8	7
X	KOLEV Petar Veselinov	BUL	3	11	7	11	11
Duration			15min	3min	3min	4min	5min

Match 2			Match	1st Game	2nd Game	3rd Game
B	OLCAS Garip	TUR	0	8	9	4
Y	HASAN Halit Mehmed	BUL	3	11	11	11
Duration			7min	0min	4min	3min

Match 3			Match	1st Game	2nd Game	3rd Game	4th Game
C	ERDOGAN /	TUR	1	9	5	11	8
Z	NEDEV /	BUL	3	11	11	6	11
Duration			18min	6min	3min	4min	5min

Duration of Team Match	00h40min
------------------------	----------

Player Statistics	Turkey				Team Match	Bulgaria				Team Match
	Match					Match				
	1	2	3	4		1	2	3	4	
Points won	31	21	33	-	85	40	33	39	-	112
Biggest lead	4	7	5	-	7	6	7	6	-	7
Points won on own serve	20	13	19	-	52	23	20	22	-	65
Points lost on own serve	17	13	17	-	47	11	8	14	-	33
Most consecutive points won	3	8	6	-	8	5	10	6	-	10
Greatest deficit overcome	-	-	2	-	2	4	7	5	-	7

Match/Team Match Statistics	Match				Team Match
	1	2	3	4	
Longest rally (strokes)	15	13	8	-	15
Average rally	5	3	3	-	4



FRI 21 JUL 2017

### Detailed Team Match Results

Start Time 11:00

TIMUCIN Avni (TUR)

1 - 3

KOLEV Petar Veselinov (BUL)

Match 1		Match	1st Game	2nd Game	3rd Game	4th Game
TIMUCIN Avni	TUR	1	5	11	8	7
KOLEV Petar Veselinov	BUL	3	11	7	11	11
	Duration	15min	3min	3min	4min	5min

Team Match No: TS31

Table: Table 7

Umpires:

Player Statistics	TIMUCIN Avni (TUR)					KOLEV Petar Veselinov (BUL)				
	Game				Match	Game				Match
	1	2	3	4		1	2	3	4	
Points won	5	11	8	7	31	11	7	11	11	40
Biggest lead	-	4	1	4	4	6	-	5	4	6
Points won on own serve	3	7	4	6	20	6	4	6	7	23
Points lost on own serve	5	3	5	4	17	2	4	4	1	11
Most consecutive points won	2	3	3	3	3	5	2	5	5	5
Greatest deficit overcome	-	-	-	-	-	-	-	1	4	4
Handedness/Grip										

Match/Team Match Statistics	Game				Match
	1	2	3	4	
Longest rally (strokes)	15	8	8	12	15
Average rally	5	4	4	6	5

#### Game Progress

1	TIMUCIN Avni (TUR)	0	*0	2	*3	3	*3	4	*5	5		
	KOLEV Petar Veselinov (BUL)	*0	2	*2	3	*5	7	*8	9	11		
2	TIMUCIN Avni (TUR)	*0	2	*2	3	*5	6	*7	9	*10	11	
	KOLEV Petar Veselinov (BUL)	0	*0	2	*3	3	*4	5	*5	6	7	
3	TIMUCIN Avni (TUR)	0	*1	2	*2	2	*3	4	*5	7	*8	8
	KOLEV Petar Veselinov (BUL)	*0	1	*2	4	*6	7	*8	9	*9	10	11
4	TIMUCIN Avni (TUR)	*0	2	*3	5	*5	6	*6	7	*7	7	
	KOLEV Petar Veselinov (BUL)	0	*0	1	*1	3	*4	6	*7	9	11	



FRI 21 JUL 2017

## Detailed Team Match Results

Start Time 11:00

OLCAS Garip (TUR)

0 - 3

HASAN Halit Mehmed (BUL)

Match 2		Match	1st Game	2nd Game	3rd Game
OLCAS Garip	TUR	0	8	9	4
HASAN Halit Mehmed	BUL	3	11	11	11
	Duration	7min	0min	4min	3min

Team Match No: TS31

Table: Table 7

Umpires:

Player Statistics	OLCAS Garip (TUR)				HASAN Halit Mehmed (BUL)			
	Game			Match	Game			Match
	1	2	3		1	2	3	
Points won	8	9	4	21	11	11	11	33
Biggest lead	7	1	-	7	3	5	7	7
Points won on own serve	4	6	3	13	6	7	7	20
Points lost on own serve	5	4	4	13	4	3	1	8
Most consecutive points won	8	5	2	8	10	4	5	10
Greatest deficit overcome	-	-	-	-	7	1	-	7
Handedness/Grip								

Match/Team Match Statistics	Game			Match
	1	2	3	
Longest rally (strokes)	-	9	13	13
Average rally	-	4	4	3

### Game Progress

1	OLCAS Garip (TUR)	0	*1	3	*5	7	*8	8	*8	8	*8	8
	HASAN Halit Mehmed (BUL)	*0	1	*1	1	*1	2	*4	6	*8	10	11
2	OLCAS Garip (TUR)	*0	1	*1	2	*2	3	*4	6	*8	9	9
	HASAN Halit Mehmed (BUL)	0	*1	3	*4	6	*7	8	*8	8	*9	11
3	OLCAS Garip (TUR)	0	*0	0	*1	2	*2	4	*4	4		
	HASAN Halit Mehmed (BUL)	*0	2	*4	5	*6	8	*8	10	11		





FRI 21 JUL 2017

### Detailed Team Match Results

Start Time 11:00

ERDOGAN Saffet (TUR)

1 - 3

NEDEV Ivan Dimitrov (BUL)

Match 3		Match	1st Game	2nd Game	3rd Game	4th Game
ERDOGAN /	TUR	1	9	5	11	8
NEDEV /	BUL	3	11	11	6	11
	Duration	18min	6min	3min	4min	5min

Team Match No: TD31

Table: Table 7

Umpires:

Player Statistics	ERDOGAN Saffet (TUR)					NEDEV Ivan Dimitrov (BUL)				
	Game				Match	Game				Match
	1	2	3	4		1	2	3	4	
Points won	9	5	11	8	33	11	11	6	11	39
Biggest lead	5	-	5	1	5	2	6	2	3	6
Points won on own serve	5	2	7	5	19	6	5	4	7	22
Points lost on own serve	5	6	2	4	17	4	3	4	3	14
Most consecutive points won	4	3	6	3	6	6	5	2	4	6
Greatest deficit overcome	-	-	2	-	2	5	-	-	1	5
Handedness/Grip	-					-				

Match/Team Match Statistics	Game				Match
	1	2	3	4	
Longest rally (strokes)	7	8	8	6	8
Average rally	3	3	3	3	3

#### Game Progress

1	ERDOGAN Saffet (TUR)	*0	2	*4	5	*6	6	*6	7	*7	8	9
	NEDEV Ivan Dimitrov (BUL)	0	*0	0	*1	2	*4	6	*7	9	*10	11
2	ERDOGAN Saffet (TUR)	0	*0	0	*1	3	*4	4	*5	5		
	NEDEV Ivan Dimitrov (BUL)	*0	2	*4	5	*5	6	*8	9	11		
3	ERDOGAN Saffet (TUR)	*0	1	*1	3	*5	7	*8	9	*10	11	
	NEDEV Ivan Dimitrov (BUL)	0	*1	3	*3	3	*3	4	*5	6	6	
4	ERDOGAN Saffet (TUR)	0	*0	1	*2	4	*5	6	*7	8	*8	8
	NEDEV Ivan Dimitrov (BUL)	*0	2	*3	4	*4	5	*6	7	*8	10	11

#### LEGEND

MS Men's Single

MT Men's Team

WS Women's Single

WT Women's Team

Note: "\*" server. The "Greatest deficit overcome" only applies when the player ends up winning the game.



FRI 21 JUL 2017

### Detailed Team Match Results

Start Time 11:00

Hungary

0 - 3

Austria

Team Match No: TD32

Table: Table 5

Umpires:

Match 1			Match	1st Game	2nd Game	3rd Game	4th Game
A	BENCSIK Gergely	HUN	1	2	11	2	9
X	KRÄMER Christopher	AUT	3	11	8	11	11
Duration			14min	1min	5min	3min	5min

Match 2			Match	1st Game	2nd Game	3rd Game
B	SZALAI Bela	HUN	0	8	7	6
Y	KRAMER Lukas	AUT	3	11	11	11
Duration			7min	2min	2min	3min

Match 3			Match	1st Game	2nd Game	3rd Game
C	MAKAI /	HUN	0	4	5	9
Z	STÜRMER /	AUT	3	11	11	11
Duration			6min	1min	2min	3min

Duration of Team Match	00h27min
------------------------	----------

Player Statistics	Hungary				Austria			
	Match			Team Match	Match			Team Match
	1	2	3		1	2	3	
Points won	24	21	18	63	41	33	33	107
Biggest lead	3	3	1	3	10	6	7	10
Points won on own serve	13	14	10	37	22	20	17	59
Points lost on own serve	19	13	16	48	11	7	8	26
Most consecutive points won	5	3	3	5	10	5	7	10
Greatest deficit overcome	3	-	-	3	1	3	1	3

Match/Team Match Statistics	Match			Team Match
	1	2	3	
Longest rally (strokes)	8	7	11	11
Average rally	3	3	4	3



FRI 21 JUL 2017

### Detailed Team Match Results

Start Time 11:00

BENCSIK Gergely (HUN)

1 - 3

KRÄMER Christopher (AUT)

Match 1		Match	1st Game	2nd Game	3rd Game	4th Game
BENCSIK Gergely	HUN	1	2	11	2	9
KRÄMER Christopher	AUT	3	11	8	11	11
	Duration	14min	1min	5min	3min	5min

Team Match No: TS32

Table: Table 5

Umpires:

Player Statistics	BENCSIK Gergely (HUN)					KRÄMER Christopher (AUT)				
	Game				Match	Game				Match
	1	2	3	4		1	2	3	4	
Points won	2	11	2	9	24	11	8	11	11	41
Biggest lead	-	3	-	1	3	9	3	10	3	10
Points won on own serve	2	5	2	4	13	7	3	7	5	22
Points lost on own serve	4	5	4	6	19	-	6	-	5	11
Most consecutive points won	1	5	2	3	5	6	4	10	3	10
Greatest deficit overcome	-	3	-	-	3	-	-	-	1	1
Handedness/Grip										

Match/Team Match Statistics	Game				Match
	1	2	3	4	
Longest rally (strokes)	4	6	6	8	8
Average rally	2	3	4	4	3

#### Game Progress

1	BENCSIK Gergely (HUN)	0	*0	1	*1	1	*1	2	2		
	KRÄMER Christopher (AUT)	*0	2	*3	5	*7	9	*10	11		
2	BENCSIK Gergely (HUN)	*0	1	*2	2	*3	4	*5	6	*8	10
	KRÄMER Christopher (AUT)	0	*1	2	*4	5	*6	7	*8	8	*8
3	BENCSIK Gergely (HUN)	0	*0	0	*0	0	*0	2	2		
	KRÄMER Christopher (AUT)	*0	2	*4	6	*8	10	*10	11		
4	BENCSIK Gergely (HUN)	*0	1	*2	2	*4	5	*6	6	*7	9
	KRÄMER Christopher (AUT)	0	*1	2	*4	4	*5	6	*8	9	*9



FRI 21 JUL 2017

## Detailed Team Match Results

Start Time 11:00

SZALAI Bela (HUN)

0 - 3

KRAMER Lukas (AUT)

Match 2		Match	1st Game	2nd Game	3rd Game
SZALAI Bela	HUN	0	8	7	6
KRAMER Lukas	AUT	3	11	11	11
	Duration	7min	2min	2min	3min

Team Match No: TS32

Table: Table 5

Umpires:

Player Statistics	SZALAI Bela (HUN)				KRAMER Lukas (AUT)			
	Game			Match	Game			Match
	1	2	3		1	2	3	
Points won	8	7	6	21	11	11	11	33
Biggest lead	2	3	-	3	3	4	6	6
Points won on own serve	4	5	5	14	6	6	8	20
Points lost on own serve	5	5	3	13	4	2	1	7
Most consecutive points won	2	3	2	3	3	5	5	5
Greatest deficit overcome	-	-	-	-	2	3	-	3
Handedness/Grip								

Match/Team Match Statistics	Game			Match
	1	2	3	
Longest rally (strokes)	5	7	7	7
Average rally	2	3	3	3

### Game Progress

1	SZALAI Bela (HUN)	0	*2	2	*3	4	*4	6	*6	7	*8	8
	KRAMER Lukas (AUT)	*0	0	*2	3	*4	6	*6	8	*9	10	11
2	SZALAI Bela (HUN)	*0	2	*3	4	*5	6	*6	7	*7	7	
	KRAMER Lukas (AUT)	0	*0	1	*2	3	*4	6	*7	9	11	
3	SZALAI Bela (HUN)	0	*0	1	*2	2	*2	4	*4	6	6	
	KRAMER Lukas (AUT)	*0	2	*3	4	*6	8	*8	10	*10	11	



FRI 21 JUL 2017

### Detailed Team Match Results

Start Time 11:00

MAKAI Akos Emil (HUN)

0 - 3

STÜRMER Erwin (AUT)

Match 3		Match	1st Game	2nd Game	3rd Game
MAKAI /	HUN	0	4	5	9
STÜRMER /	AUT	3	11	11	11
	Duration	6min	1min	2min	3min

Team Match No: TD32

Table: Table 5

Umpires:

Player Statistics	MAKAI Akos Emil (HUN)				STÜRMER Erwin (AUT)			
	Game			Match	Game			Match
	1	2	3		1	2	3	
Points won	4	5	9	18	11	11	11	33
Biggest lead	1	1	1	1	7	6	2	7
Points won on own serve	3	3	4	10	6	6	5	17
Points lost on own serve	5	5	6	16	1	2	5	8
Most consecutive points won	3	2	3	3	7	5	3	7
Greatest deficit overcome	-	-	-	-	1	1	1	1
Handedness/Grip	-				-			

Match/Team Match Statistics	Game			Match
	1	2	3	
Longest rally (strokes)	7	11	7	11
Average rally	3	4	4	4

#### Game Progress

1	MAKAI Akos Emil (HUN)	*0	1	*1	1	*1	3	*4	4	4		
	STÜRMER Erwin (AUT)	0	*1	3	*5	7	*7	8	*10	11		
2	MAKAI Akos Emil (HUN)	0	*1	2	*3	4	*4	5	*5	5		
	STÜRMER Erwin (AUT)	*0	1	*2	3	*4	6	*7	9	11		
3	MAKAI Akos Emil (HUN)	*0	0	*2	3	*3	4	*5	6	*8	9	9
	STÜRMER Erwin (AUT)	0	*2	2	*3	5	*6	7	*8	8	*9	11

#### LEGEND

MS Men's Single

MT Men's Team

WS Women's Single

WT Women's Team

Note: "\*" server. The "Greatest deficit overcome" only applies when the player ends up winning the game.



FRI 21 JUL 2017

### Detailed Team Match Results

Start Time 13:00

**Korea**

**3 - 1**

**Germany**

Team Match No: TS35

Table: Table 3

Umpires:

Match 1			Match	1st Game	2nd Game	3rd Game	4th Game
A	KIM Jongkuk	KOR	3	11	11	6	11
X	MECHAU Mark	GER	1	8	7	11	7
Duration			19min	5min	5min	4min	5min

Match 2			Match	1st Game	2nd Game	3rd Game	4th Game
B	SHIN Cheoljin	KOR	3	11	7	11	11
Y	SCHÖLZEL Sebastian	GER	1	5	11	7	7
Duration			13min	3min	4min	3min	3min

Match 3			Match	1st Game	2nd Game	3rd Game
C	JEON /	KOR	0	3	5	2
Z	KNOELL /	GER	3	11	11	11
Duration			8min	2min	3min	3min

Match 4			Match	1st Game	2nd Game	3rd Game
A	KIM Jongkuk	KOR	3	11	11	11
Y	SCHÖLZEL Sebastian	GER	0	9	6	6
Duration			16min	6min	5min	5min

Duration of Team Match	00h56min
------------------------	----------

Player Statistics	Korea				Germany			
	Match			Team Match	Match			Team Match
	1	2	3		1	2	3	
Points won	39	40	10	122	33	30	33	117
Biggest lead	5	6	1	6	5	4	9	9
Points won on own serve	19	23	6	64	17	19	19	65
Points lost on own serve	16	11	14	52	20	17	4	58
Most consecutive points won	5	6	3	6	5	6	7	7
Greatest deficit overcome	3	2	-	3	2	2	1	2

Match/Team Match Statistics	Match			Team Match
	1	2	3	
Longest rally (strokes)	12	12	11	12
Average rally	4	4	4	4



FRI 21 JUL 2017

### Detailed Team Match Results

Start Time 13:00

**KIM Jongkuk (KOR)**

**3 - 1**

**MECHAU Mark (GER)**

Match 1		Match	1st Game	2nd Game	3rd Game	4th Game
<b>KIM Jongkuk</b>	<b>KOR</b>	<b>3</b>	11	11	6	11
MECHAU Mark	GER	1	8	7	11	7
	Duration	<b>19min</b>	5min	5min	4min	5min

Team Match No: TS35

Table: Table 3

Umpires:

Player Statistics	KIM Jongkuk (KOR)					MECHAU Mark (GER)				
	Game				Match	Game				Match
	1	2	3	4		1	2	3	4	
Points won	11	11	6	11	<b>39</b>	8	7	11	7	<b>33</b>
Biggest lead	3	5	2	4	<b>5</b>	-	-	5	3	<b>5</b>
Points won on own serve	5	5	4	5	<b>19</b>	3	4	6	4	<b>17</b>
Points lost on own serve	5	3	5	3	<b>16</b>	6	6	2	6	<b>20</b>
Most consecutive points won	2	4	2	5	<b>5</b>	2	3	5	4	<b>5</b>
Greatest deficit overcome	-	-	-	3	<b>3</b>	-	-	2	-	<b>2</b>
Handedness/Grip										

Match/Team Match Statistics	Game				Match
	1	2	3	4	
Longest rally (strokes)	8	12	9	7	<b>12</b>
Average rally	4	4	5	4	<b>4</b>

#### Game Progress

1	<b>KIM Jongkuk (KOR)</b>	*0	1	*2	4	*5	5	*7	8	*9	10	<b>11</b>
	MECHAU Mark (GER)	0	*1	2	*2	3	*5	5	*6	7	*8	<b>8</b>
2	<b>KIM Jongkuk (KOR)</b>	0	*1	2	*4	5	*7	8	*8	10	<b>11</b>	
	MECHAU Mark (GER)	*0	1	*2	2	*3	3	*4	6	*6	<b>7</b>	
3	<b>KIM Jongkuk (KOR)</b>	*0	2	*2	3	*4	5	*5	5	*6	<b>6</b>	
	MECHAU Mark (GER)	0	*0	2	*3	4	*5	7	*9	10	<b>11</b>	
4	<b>KIM Jongkuk (KOR)</b>	0	*1	2	*2	3	*4	6	*8	9	<b>11</b>	
	MECHAU Mark (GER)	*0	1	*2	4	*5	6	*6	6	*7	<b>7</b>	



FRI 21 JUL 2017

### Detailed Team Match Results

Start Time 13:00

SHIN Cheoljin (KOR)

3 - 1

SCHÖLZEL Sebastian (GER)

Match 2		Match	1st Game	2nd Game	3rd Game	4th Game
SHIN Cheoljin	KOR	3	11	7	11	11
SCHÖLZEL Sebastian	GER	1	5	11	7	7
	Duration	13min	3min	4min	3min	3min

Team Match No: TS35

Table: Table 3

Umpires:

Player Statistics	SHIN Cheoljin (KOR)					SCHÖLZEL Sebastian (GER)				
	Game				Match	Game				Match
	1	2	3	4		1	2	3	4	
Points won	11	7	11	11	40	5	11	7	7	30
Biggest lead	6	2	4	4	6	1	4	-	2	4
Points won on own serve	6	5	7	5	23	3	8	4	4	19
Points lost on own serve	2	3	3	3	11	5	2	4	6	17
Most consecutive points won	6	3	4	4	6	2	6	2	2	6
Greatest deficit overcome	1	-	-	2	2	-	2	-	-	2
Handedness/Grip										

Match/Team Match Statistics	Game				Match
	1	2	3	4	
Longest rally (strokes)	6	10	12	8	12
Average rally	4	4	4	4	4

#### Game Progress

1	SHIN Cheoljin (KOR)	*0	1	*2	3	*4	6	*8	10	11
	SCHÖLZEL Sebastian (GER)	0	*1	2	*3	4	*4	4	*4	5
2	SHIN Cheoljin (KOR)	0	*0	1	*2	4	*5	7	*7	7
	SCHÖLZEL Sebastian (GER)	*0	2	*3	4	*4	5	*5	7	*9
3	SHIN Cheoljin (KOR)	*0	2	*4	5	*5	6	*7	8	*9
	SCHÖLZEL Sebastian (GER)	0	*0	0	*1	3	*4	5	*6	7
4	SHIN Cheoljin (KOR)	0	*0	1	*3	4	*5	6	*8	10
	SCHÖLZEL Sebastian (GER)	*0	2	*3	3	*4	5	*6	6	*6





FRI 21 JUL 2017

### Detailed Team Match Results

Start Time 13:00

JEON Gyungwoo (KOR)

0 - 3

KNOELL Matthias (GER)

Match 3		Match	1st Game	2nd Game	3rd Game
JEON /	KOR	0	3	5	2
KNOELL /	GER	3	11	11	11
	Duration	8min	2min	3min	3min

Team Match No: TD35

Table: Table 3

Umpires:

Player Statistics	JEON Gyungwoo (KOR)				KNOELL Matthias (GER)			
	Game			Match	Game			Match
	1	2	3		1	2	3	
Points won	3	5	2	10	11	11	11	33
Biggest lead	-	1	-	1	8	6	9	9
Points won on own serve	1	3	2	6	6	6	7	19
Points lost on own serve	5	5	4	14	2	2	-	4
Most consecutive points won	3	2	1	3	7	7	6	7
Greatest deficit overcome	-	-	-	-	-	1	-	1
Handedness/Grip	-				-			

Match/Team Match Statistics	Game			Match
	1	2	3	
Longest rally (strokes)	7	11	10	11
Average rally	3	4	4	4

#### Game Progress

1	JEON Gyungwoo (KOR)	0	*0	0	*0	1	*3	3	3
	KNOELL Matthias (GER)	*0	2	*4	6	*7	7	*9	11
2	JEON Gyungwoo (KOR)	*0	1	*2	3	*4	5	*5	5
	KNOELL Matthias (GER)	0	*1	2	*3	4	*5	7	*9
3	JEON Gyungwoo (KOR)	0	*0	0	*0	1	*1	2	2
	KNOELL Matthias (GER)	*0	2	*4	6	*7	9	*10	11



FRI 21 JUL 2017

### Detailed Team Match Results

Start Time 13:00

**KIM Jongkuk (KOR)**

**3 - 0**

**SCHÖLZEL Sebastian (GER)**

Match 4		Match	1st Game	2nd Game	3rd Game
<b>KIM Jongkuk</b>	<b>KOR</b>	<b>3</b>	11	11	11
SCHÖLZEL Sebastian	GER	0	9	6	6
	Duration	<b>16min</b>	6min	5min	5min

Team Match No: TS35

Table: Table 3

Umpires:

Player Statistics	KIM Jongkuk (KOR)				SCHÖLZEL Sebastian (GER)			
	Game			Match	Game			Match
	1	2	3		1	2	3	
Points won	11	11	11	33	9	6	6	21
Biggest lead	2	5	6	6	1	2	1	2
Points won on own serve	5	5	6	16	4	3	3	10
Points lost on own serve	5	3	3	11	6	6	5	17
Most consecutive points won	3	4	6	6	3	2	2	3
Greatest deficit overcome	1	2	1	2	-	-	-	-
Handedness/Grip								

Match/Team Match Statistics	Game			Match
	1	2	3	
Longest rally (strokes)	9	8	10	10
Average rally	5	4	4	4

#### Game Progress

1	<b>KIM Jongkuk (KOR)</b>	*0	1	*3	4	*4	5	*7	7	*8	10	11
	SCHÖLZEL Sebastian (GER)	0	*1	1	*2	4	*5	5	*7	8	*8	9
2	<b>KIM Jongkuk (KOR)</b>	0	*1	1	*3	4	*5	7	*8	10	11	
	SCHÖLZEL Sebastian (GER)	*0	1	*3	3	*4	5	*5	6	*6	6	
3	<b>KIM Jongkuk (KOR)</b>	*0	1	*2	4	*6	7	*9	10	*10	11	
	SCHÖLZEL Sebastian (GER)	0	*1	2	*2	2	*3	3	*4	6	6	

#### LEGEND

MS Men's Single

MT Men's Team

WS Women's Single

WT Women's Team

Note: "\*" server. The "Greatest deficit overcome" only applies when the player ends up winning the game.



FRI 21 JUL 2017

### Detailed Team Match Results

Start Time 13:00

**Ukraine**

**3 - 0**

**Russia**

Team Match No: TD36

Table: Table 7

Umpires:

Match 1			Match	1st Game	2nd Game	3rd Game	4th Game
A	ZAKLADNYI Gennadii	UKR	3	11	9	11	11
X	PISHCHUK Dmitry Olegovich	RUS	1	5	11	6	4
Duration			14min	3min	4min	4min	3min

Match 2			Match	1st Game	2nd Game	3rd Game	4th Game	5th Game
B	KUZMENKO Grygorii	UKR	3	11	8	8	11	11
Y	ASTAFYEV Egor	RUS	2	5	11	11	7	5
Duration			22min	3min	5min	4min	5min	5min

Match 3			Match	1st Game	2nd Game	3rd Game	4th Game	5th Game
C	VELIEV /	UKR	3	11	11	10	5	5
Z	SUYNALIEV /	RUS	2	3	7	12	11	3
Duration			16min	2min	4min	6min	4min	0min

Duration of Team Match	00h52min
------------------------	----------

Player Statistics	Ukraine					Team Match	Russia					Team Match	
	Match						Team Match	Match					
	1	2	3	4	5			1	2	3	4		5
Points won	42	49	42	-	-	133	26	39	36	-	-	101	
Biggest lead	7	6	8	-	-	8	3	3	6	-	-	6	
Points won on own serve	21	24	24	-	-	69	13	18	21	-	-	52	
Points lost on own serve	13	21	15	-	-	49	21	25	18	-	-	64	
Most consecutive points won	7	7	9	-	-	9	4	5	4	-	-	5	
Greatest deficit overcome	-	3	1	-	-	3	-	2	-	-	-	2	

Match/Team Match Statistics	Match					Team Match
	1	2	3	4	5	
Longest rally (strokes)	10	12	17	-	-	17
Average rally	4	4	5	-	-	4



FRI 21 JUL 2017

### Detailed Team Match Results

Start Time 13:00

ZAKLADNYI Gennadii (UKR)

3 - 1

PISHCHUK Dmitry Olegovich (RUS)

Match 1		Match	1st Game	2nd Game	3rd Game	4th Game
ZAKLADNYI Gennadii	UKR	3	11	9	11	11
PISHCHUK Dmitry Olegovich	RUS	1	5	11	6	4
	Duration	14min	3min	4min	4min	3min

Team Match No: TS36

Table: Table 7

Umpires:

Player Statistics	ZAKLADNYI Gennadii (UKR)					PISHCHUK Dmitry Olegovich (RUS)				
	Game				Match	Game				Match
	1	2	3	4		1	2	3	4	
Points won	11	9	11	11	42	5	11	6	4	26
Biggest lead	7	-	5	7	7	-	3	-	-	3
Points won on own serve	5	4	5	7	21	2	5	3	3	13
Points lost on own serve	3	6	3	1	13	6	5	6	4	21
Most consecutive points won	7	2	4	5	7	4	2	3	2	4
Greatest deficit overcome	-	-	-	-	-	-	-	-	-	-
Handedness/Grip										

Match/Team Match Statistics	Game				Match
	1	2	3	4	
Longest rally (strokes)	8	10	7	9	10
Average rally	4	4	4	4	4

#### Game Progress

1	ZAKLADNYI Gennadii (UKR)	0	*2	4	*6	7	*7	8	*10	11		
	PISHCHUK Dmitry Olegovich (RUS)	*0	0	*0	0	*1	3	*4	4	5		
2	ZAKLADNYI Gennadii (UKR)	*0	0	*2	3	*3	4	*5	6	*7	8	9
	PISHCHUK Dmitry Olegovich (RUS)	0	*2	2	*3	5	*6	7	*8	9	*10	11
3	ZAKLADNYI Gennadii (UKR)	0	*2	4	*5	5	*6	8	*9	10	11	
	PISHCHUK Dmitry Olegovich (RUS)	*0	0	*0	1	*3	4	*4	5	*6	6	
4	ZAKLADNYI Gennadii (UKR)	*0	2	*2	4	*6	7	*8	10	11		
	PISHCHUK Dmitry Olegovich (RUS)	0	*0	2	*2	2	*3	4	*4	4		



FRI 21 JUL 2017

### Detailed Team Match Results

Start Time 13:00

**KUZMENKO Grygorii (UKR)**

**3 - 2**

**ASTAFYEV Egor (RUS)**

Match 2		Match	1st Game	2nd Game	3rd Game	4th Game	5th Game
<b>KUZMENKO Grygorii</b>	<b>UKR</b>	<b>3</b>	11	8	8	11	11
ASTAFYEV Egor	RUS	2	5	11	11	7	5
	Duration	<b>22min</b>	3min	5min	4min	5min	5min

Team Match No: TS36

Table: Table 7

Umpires:

Player Statistics	KUZMENKO Grygorii (UKR)						ASTAFYEV Egor (RUS)					
	Game					Match	Game					Match
	1	2	3	4	5		1	2	3	4	5	
Points won	11	8	8	11	11	49	5	11	11	7	5	39
Biggest lead	6	2	2	4	6	6	3	3	3	-	-	3
Points won on own serve	7	3	3	6	5	24	4	4	5	3	2	18
Points lost on own serve	1	7	6	4	3	21	4	5	5	5	6	25
Most consecutive points won	7	2	3	3	4	7	3	2	5	2	2	5
Greatest deficit overcome	3	-	-	-	-	3	-	2	2	-	-	2
Handedness/Grip												

Match/Team Match Statistics	Game					Match
	1	2	3	4	5	
Longest rally (strokes)	8	10	12	7	11	12
Average rally	4	5	4	4	5	4

#### Game Progress

1	KUZMENKO Grygorii (UKR)	0	*0	1	*2	4	*5	7	*9	11	
	ASTAFYEV Egor (RUS)	*0	2	*3	4	*4	5	*5	5	5	
2	KUZMENKO Grygorii (UKR)	*0	1	*3	3	*4	5	*6	6	*7	8
	ASTAFYEV Egor (RUS)	0	*1	1	*3	4	*5	6	*8	9	*10
3	KUZMENKO Grygorii (UKR)	0	*1	2	*4	4	*5	7	*7	7	*8
	ASTAFYEV Egor (RUS)	*0	1	*2	2	*4	5	*5	7	*9	10
4	KUZMENKO Grygorii (UKR)	*0	1	*3	4	*5	6	*7	8	*9	11
	ASTAFYEV Egor (RUS)	0	*1	1	*2	3	*4	5	*6	7	7
5	KUZMENKO Grygorii (UKR)	0	*2	2	*3	5	*7	8	*9	11	
	ASTAFYEV Egor (RUS)	*0	0	*2	3	*3	3	*4	5	5	



FRI 21 JUL 2017

### Detailed Team Match Results

Start Time 13:00

VELIIEV Anton (UKR)

3 - 2

SUYNALIEV Asilbek (RUS)

Match 3		Match	1st Game	2nd Game	3rd Game	4th Game	5th Game
VELIIEV /	UKR	3	11	11	10	5	5
SUYNALIEV /	RUS	2	3	7	12	11	3
	Duration	16min	2min	4min	6min	4min	0min

Team Match No: TD36

Table: Table 7

Umpires:

Player Statistics	VELIIEV Anton (UKR)						SUYNALIEV Asilbek (RUS)					
	Game					Match	Game					Match
	1	2	3	4	5		1	2	3	4	5	
Points won	11	11	10	5	5	42	3	7	12	11	3	36
Biggest lead	8	4	-	-	4	8	1	1	5	6	-	6
Points won on own serve	5	8	6	2	3	24	2	5	7	5	2	21
Points lost on own serve	1	2	5	6	1	15	6	3	4	3	2	18
Most consecutive points won	9	3	4	2	4	9	2	2	4	3	3	4
Greatest deficit overcome	1	1	-	-	-	1	-	-	-	-	-	-
Handedness/Grip	-						-					

Match/Team Match Statistics	Game					Match
	1	2	3	4	5	
Longest rally (strokes)	8	12	12	12	17	17
Average rally	4	4	5	5	8	5

#### Game Progress

1	VELIIEV Anton (UKR)	0	*1	2	*3	5	*7	9	11					
	SUYNALIEV Asilbek (RUS)	*0	1	*2	3	*3	3	*3	3					
2	VELIIEV Anton (UKR)	*0	1	*2	4	*4	6	*7	9	*10	11			
	SUYNALIEV Asilbek (RUS)	0	*1	2	*2	4	*4	5	*5	6	7			
3	VELIIEV Anton (UKR)	0	*0	0	*1	2	*3	4	*6	8	*8	10	*10	10
	SUYNALIEV Asilbek (RUS)	*0	2	*4	5	*6	7	*8	8	*8	10	*10	11	12
4	VELIIEV Anton (UKR)	*0	0	*1	1	*2	3	*4	5	5				
	SUYNALIEV Asilbek (RUS)	0	*2	3	*5	6	*7	8	*9	11				
5	VELIIEV Anton (UKR)	0	*2	4	*4	5								
	SUYNALIEV Asilbek (RUS)	*0	0	*0	2	3								

#### LEGEND

MS Men's Single

MT Men's Team

WS Women's Single

WT Women's Team

Note: "\*" server. The "Greatest deficit overcome" only applies when the player ends up winning the game.



FRI 21 JUL 2017

### Detailed Team Match Results

Start Time 16:00

Korea

2 - 3

Ukraine

Team Match No: TS43

Table: Table 3

Umpires:

Match 1			Match	1st Game	2nd Game	3rd Game
A	SHIN Cheoljin	KOR	0	9	8	8
X	ZAKLADNYI Gennadii	UKR	3	11	11	11
Duration			12min	4min	4min	4min

Match 2			Match	1st Game	2nd Game	3rd Game	4th Game
B	KIM Jongkuk	KOR	1	9	8	11	9
Y	KUZMENKO Grygorii	UKR	3	11	11	7	11
Duration			26min	6min	7min	5min	8min

Match 3			Match	1st Game	2nd Game	3rd Game
C	CHOI /	KOR	3	11	12	11
Z	YAKOVENKO /	UKR	0	8	10	7
Duration			13min	4min	5min	4min

Match 4			Match	1st Game	2nd Game	3rd Game	4th Game	5th Game
A	SHIN Cheoljin	KOR	3	11	11	6	9	11
Y	KUZMENKO Grygorii	UKR	2	4	9	11	11	6
Duration			24min	3min	6min	4min	6min	5min

Match 5			Match	1st Game	2nd Game	3rd Game
B	KIM Jongkuk	KOR	0	6	8	7
X	ZAKLADNYI Gennadii	UKR	3	11	11	11
Duration			13min	3min	5min	5min

Duration of Team Match	01h28min
------------------------	----------

Player Statistics	Korea				Ukraine			
	Match			Team Match	Match			Team Match
	1	2	3		1	2	3	
Points won	25	37	34	165	33	40	25	172
Biggest lead	2	6	4	7	6	4	4	6
Points won on own serve	17	22	18	93	21	23	12	95
Points lost on own serve	12	17	13	77	8	15	16	72
Most consecutive points won	4	5	5	6	5	5	4	8
Greatest deficit overcome	-	-	4	4	2	1	-	3

Match/Team Match Statistics	Match			Team Match
	1	2	3	
Longest rally (strokes)	13	8	7	13
Average rally	4	3	2	4



FRI 21 JUL 2017

### Detailed Team Match Results

Start Time 16:00

SHIN Cheoljin (KOR)

0 - 3

ZAKLADNYI Gennadii (UKR)

Match 1		Match	1st Game	2nd Game	3rd Game
SHIN Cheoljin	KOR	0	9	8	8
ZAKLADNYI Gennadii	UKR	3	11	11	11
	Duration	12min	4min	4min	4min

Team Match No: TS43

Table: Table 3

Umpires:

Player Statistics	SHIN Cheoljin (KOR)				ZAKLADNYI Gennadii (UKR)			
	Game			Match	Game			Match
	1	2	3		1	2	3	
Points won	9	8	8	25	11	11	11	33
Biggest lead	2	-	1	2	4	6	4	6
Points won on own serve	6	4	7	17	7	6	8	21
Points lost on own serve	4	5	3	12	3	4	1	8
Most consecutive points won	3	4	2	4	5	4	3	5
Greatest deficit overcome	-	-	-	-	2	-	1	2
Handedness/Grip								

Match/Team Match Statistics	Game			Match
	1	2	3	
Longest rally (strokes)	8	11	13	13
Average rally	4	4	4	4

#### Game Progress

1	SHIN Cheoljin (KOR)	*0	1	*2	4	*4	5	*6	6	*6	8	9
	ZAKLADNYI Gennadii (UKR)	0	*1	2	*2	4	*5	6	*8	10	*10	11
2	SHIN Cheoljin (KOR)	0	*1	1	*1	2	*2	4	*6	7	*8	8
	ZAKLADNYI Gennadii (UKR)	*0	1	*3	5	*6	8	*8	8	*9	10	11
3	SHIN Cheoljin (KOR)	*0	1	*2	3	*3	5	*5	6	*6	8	8
	ZAKLADNYI Gennadii (UKR)	0	*1	2	*3	5	*5	7	*8	10	*10	11





FRI 21 JUL 2017

### Detailed Team Match Results

Start Time 16:00

KIM Jongkuk (KOR)

1 - 3

KUZMENKO Grygorii (UKR)

Match 2		Match	1st Game	2nd Game	3rd Game	4th Game
KIM Jongkuk	KOR	1	9	8	11	9
KUZMENKO Grygorii	UKR	3	11	11	7	11
	Duration	26min	6min	7min	5min	8min

Team Match No: TS43

Table: Table 3

Umpires:

Player Statistics	KIM Jongkuk (KOR)					KUZMENKO Grygorii (UKR)				
	Game				Match	Game				Match
	1	2	3	4		1	2	3	4	
Points won	9	8	11	9	37	11	11	7	11	40
Biggest lead	1	-	6	1	6	2	4	-	4	4
Points won on own serve	4	5	8	5	22	5	7	5	6	23
Points lost on own serve	6	4	2	5	17	5	3	3	4	15
Most consecutive points won	2	4	5	4	5	3	4	3	5	5
Greatest deficit overcome	-	-	-	-	-	1	-	-	1	1
Handedness/Grip										

Match/Team Match Statistics	Game				Match
	1	2	3	4	
Longest rally (strokes)	7	6	8	8	8
Average rally	3	3	2	4	3

#### Game Progress

1	KIM Jongkuk (KOR)	*0	1	*2	3	*4	5	*6	6	*8	9	9
	KUZMENKO Grygorii (UKR)	0	*1	2	*3	4	*5	6	*8	8	*9	11
2	KIM Jongkuk (KOR)	0	*0	1	*2	4	*4	4	*6	8	*8	8
	KUZMENKO Grygorii (UKR)	*0	2	*3	4	*4	6	*8	8	*8	10	11
3	KIM Jongkuk (KOR)	*0	2	*2	4	*6	7	*8	10	*10	11	
	KUZMENKO Grygorii (UKR)	0	*0	2	*2	2	*3	4	*4	6	7	
4	KIM Jongkuk (KOR)	0	*1	1	*1	3	*5	5	*5	7	*8	9
	KUZMENKO Grygorii (UKR)	*0	1	*3	5	*5	5	*7	9	*9	10	11



FRI 21 JUL 2017

### Detailed Team Match Results

Start Time 16:00

CHOI Gwonhwi (KOR)

3 - 0

YAKOVENKO Anatolii (UKR)

Match 3		Match	1st Game	2nd Game	3rd Game
CHOI /	KOR	3	11	12	11
YAKOVENKO /	UKR	0	8	10	7
	Duration	13min	4min	5min	4min

Team Match No: TD43

Table: Table 3

Umpires:

Player Statistics	CHOI Gwonhwi (KOR)				YAKOVENKO Anatolii (UKR)			
	Game			Match	Game			Match
	1	2	3		1	2	3	
Points won	11	12	11	34	8	10	7	25
Biggest lead	3	2	4	4	2	4	-	4
Points won on own serve	5	6	7	18	3	5	4	12
Points lost on own serve	5	5	3	13	6	6	4	16
Most consecutive points won	4	5	4	5	2	3	4	4
Greatest deficit overcome	2	4	-	4	-	-	-	-
Handedness/Grip								

Match/Team Match Statistics	Game			Match
	1	2	3	
Longest rally (strokes)	6	7	5	7
Average rally	2	3	2	2

#### Game Progress

1	CHOI Gwonhwi (KOR)	*0	0	*2	4	*5	6	*7	8	*9	10	11	YAKOVENKO Anatolii (UKR)	0	*2	2	*2	3	*4	5	*6	7	*8	8				
2	CHOI Gwonhwi (KOR)	0	*0	1	*3	3	*4	5	*5	7	*9	10	*11	12	YAKOVENKO Anatolii (UKR)	*0	2	*3	3	*5	6	*7	9	*9	9	*10	10	10
3	CHOI Gwonhwi (KOR)	*0	2	*3	5	*6	7	*7	7	*9	11	YAKOVENKO Anatolii (UKR)	0	*0	1	*1	2	*3	5	*7	7	7						



FRI 21 JUL 2017

### Detailed Team Match Results

Start Time 16:00

SHIN Cheoljin (KOR)

3 - 2

KUZMENKO Grygorii (UKR)

Match 4		Match	1st Game	2nd Game	3rd Game	4th Game	5th Game
SHIN Cheoljin	KOR	3	11	11	6	9	11
KUZMENKO Grygorii	UKR	2	4	9	11	11	6
	Duration	24min	3min	6min	4min	6min	5min

Team Match No: TS43

Table: Table 3

Umpires:

Player Statistics	SHIN Cheoljin (KOR)						KUZMENKO Grygorii (UKR)					
	Game					Match	Game					Match
	1	2	3	4	5		1	2	3	4	5	
Points won	11	11	6	9	11	48	4	9	11	11	6	41
Biggest lead	7	3	-	3	5	7	1	2	6	3	-	6
Points won on own serve	5	7	3	6	5	26	2	6	6	7	3	24
Points lost on own serve	2	3	5	4	3	17	6	4	3	3	6	22
Most consecutive points won	6	3	3	3	3	6	2	2	4	4	2	4
Greatest deficit overcome	1	2	-	-	-	2	-	-	-	3	-	3
Handedness/Grip												

Match/Team Match Statistics	Game					Match
	1	2	3	4	5	
Longest rally (strokes)	5	11	8	8	11	11
Average rally	3	5	4	4	4	4

#### Game Progress

1	SHIN Cheoljin (KOR)	0	*1	2	*4	6	*7	8	*10	11		
	KUZMENKO Grygorii (UKR)	*0	1	*2	2	*2	3	*4	4	4		
2	SHIN Cheoljin (KOR)	*0	1	*2	3	*3	5	*6	8	*9	10	11
	KUZMENKO Grygorii (UKR)	0	*1	2	*3	5	*5	6	*6	7	*8	9
3	SHIN Cheoljin (KOR)	0	*0	1	*2	3	*3	3	*5	6	6	
	KUZMENKO Grygorii (UKR)	*0	2	*3	4	*5	7	*9	9	*10	11	
4	SHIN Cheoljin (KOR)	*0	2	*3	4	*4	5	*6	6	*7	9	9
	KUZMENKO Grygorii (UKR)	0	*0	1	*2	4	*5	6	*8	9	*9	11
5	SHIN Cheoljin (KOR)	0	*1	2	*4	5	*6	7	*8	10	11	
	KUZMENKO Grygorii (UKR)	*0	1	*2	2	*3	4	*5	6	*6	6	



FRI 21 JUL 2017  
Start Time 16:00

### Detailed Team Match Results

KIM Jongkuk (KOR)

0 - 3

ZAKLADNYI Gennadii (UKR)

Match 5		Match	1st Game	2nd Game	3rd Game
KIM Jongkuk	KOR	0	6	8	7
ZAKLADNYI Gennadii	UKR	3	11	11	11
	Duration	13min	3min	5min	5min

Team Match No: TS43

Table: Table 3

Umpires:

Player Statistics	KIM Jongkuk (KOR)				ZAKLADNYI Gennadii (UKR)			
	Game			Match	Game			Match
	1	2	3		1	2	3	
Points won	6	8	7	21	11	11	11	33
Biggest lead	2	1	-	2	6	4	5	6
Points won on own serve	2	4	4	10	4	6	5	15
Points lost on own serve	7	5	6	18	4	4	3	11
Most consecutive points won	2	2	3	3	8	5	3	8
Greatest deficit overcome	-	-	-	-	2	1	-	2
Handedness/Grip								

Match/Team Match Statistics	Game			Match
	1	2	3	
Longest rally (strokes)	7	12	11	12
Average rally	3	4	5	4

#### Game Progress

1	KIM Jongkuk (KOR)	*0	2	*2	2	*2	2	*4	4	*6	6	
	ZAKLADNYI Gennadii (UKR)	0	*0	2	*4	6	*8	8	*10	10	11	
2	KIM Jongkuk (KOR)	0	*0	2	*3	4	*4	4	*6	7	*8	8
	ZAKLADNYI Gennadii (UKR)	*0	2	*2	3	*4	6	*8	8	*9	10	11
3	KIM Jongkuk (KOR)	*0	1	*1	2	*2	3	*4	5	*7	7	
	ZAKLADNYI Gennadii (UKR)	0	*1	3	*4	6	*7	8	*9	9	11	

#### LEGEND

MS Men's Single

MT Men's Team

WS Women's Single

WT Women's Team

Note: "\*" server. The "Greatest deficit overcome" only applies when the player ends up winning the game.



FRI 21 JUL 2017  
Start Time 16:00

### Detailed Team Match Results

Germany

0 - 3

Russia

Team Match No: TD44

Table: Table 7

Umpires:

Match 1			Match	1st Game	2nd Game	3rd Game	4th Game	5th Game
A	MECHAU Mark	GER	2	11	10	11	8	9
X	PISHCHUK Dmitry Olegovich	RUS	3	8	12	5	11	11
Duration			23min	4min	5min	3min	5min	6min

Match 2			Match	1st Game	2nd Game	3rd Game	4th Game
B	KNOELL Matthias	GER	1	6	7	14	5
Y	ASTAFYEV Egor	RUS	3	11	11	12	11
Duration			18min	3min	4min	7min	4min

Match 3			Match	1st Game	2nd Game	3rd Game
C	SCHÖLZEL /	GER	0	2	8	7
Z	CHULKOV /	RUS	3	11	11	11
Duration			9min	2min	4min	3min

Duration of Team Match	00h50min
------------------------	----------

Player Statistics	Germany				Russia			
	Match			Team Match	Match			Team Match
	1	2	3		1	2	3	
Points won	49	32	17	98	47	45	33	125
Biggest lead	6	4	2	6	4	6	9	9
Points won on own serve	28	15	10	53	27	21	19	67
Points lost on own serve	20	24	14	58	21	17	7	45
Most consecutive points won	6	4	4	6	4	9	7	9
Greatest deficit overcome	1	1	-	1	4	4	2	4

Match/Team Match Statistics	Match			Team Match
	1	2	3	
Longest rally (strokes)	16	12	14	16
Average rally	5	5	5	5



FRI 21 JUL 2017

### Detailed Team Match Results

Start Time 16:00

MECHAU Mark (GER)

2 - 3

PISHCHUK Dmitry Olegovich (RUS)

Match 1		Match	1st Game	2nd Game	3rd Game	4th Game	5th Game
MECHAU Mark	GER	2	11	10	11	8	9
PISHCHUK Dmitry Olegovich	RUS	3	8	12	5	11	11
	Duration	23min	4min	5min	3min	5min	6min

Team Match No: TS44

Table: Table 7

Umpires:

Player Statistics	MECHAU Mark (GER)						PISHCHUK Dmitry Olegovich (RUS)					
	Game					Match	Game					Match
	1	2	3	4	5		1	2	3	4	5	
Points won	11	10	11	8	9	49	8	12	5	11	11	47
Biggest lead	3	4	6	3	1	6	-	2	1	3	4	4
Points won on own serve	5	8	6	5	4	28	4	9	3	6	5	27
Points lost on own serve	4	3	2	5	6	20	6	2	5	3	5	21
Most consecutive points won	3	3	6	3	4	6	2	4	2	4	4	4
Greatest deficit overcome	-	-	1	-	-	1	-	4	-	3	1	4
Handedness/Grip												

Match/Team Match Statistics	Game					Match
	1	2	3	4	5	
Longest rally (strokes)	8	9	9	11	16	16
Average rally	4	4	5	6	5	5

#### Game Progress

1	MECHAU Mark (GER)	0	*2	3	*4	5	*6	7	*8	9	*10	11	PISHCHUK Dmitry Olegovich (RUS)	*0	0	*1	2	*3	4	*5	6	*7	8	8				
2	MECHAU Mark (GER)	*0	2	*3	5	*5	6	*6	7	*8	10	*10	10	10	PISHCHUK Dmitry Olegovich (RUS)	0	*0	1	*1	3	*4	6	*7	8	*8	10	*11	12
3	MECHAU Mark (GER)	0	*1	3	*5	6	*8	9	*9	11	PISHCHUK Dmitry Olegovich (RUS)	*0	1	*1	1	*2	2	*3	5	5								
4	MECHAU Mark (GER)	*0	1	*2	4	*4	6	*7	7	*8	8	8	PISHCHUK Dmitry Olegovich (RUS)	0	*1	2	*2	4	*4	5	*7	8	*10	11				
5	MECHAU Mark (GER)	0	*1	2	*2	3	*5	5	*5	7	*9	9	PISHCHUK Dmitry Olegovich (RUS)	*0	1	*2	4	*5	5	*7	9	*9	9	11				



FRI 21 JUL 2017

### Detailed Team Match Results

Start Time 16:00

KNOELL Matthias (GER)

1 - 3

ASTAFYEV Egor (RUS)

Match 2		Match	1st Game	2nd Game	3rd Game	4th Game
KNOELL Matthias	GER	1	6	7	14	5
ASTAFYEV Egor	RUS	3	11	11	12	11
	Duration	18min	3min	4min	7min	4min

Team Match No: TS44

Table: Table 7

Umpires:

Player Statistics	KNOELL Matthias (GER)					ASTAFYEV Egor (RUS)				
	Game				Match	Game				Match
	1	2	3	4		1	2	3	4	
Points won	6	7	14	5	32	11	11	12	11	45
Biggest lead	4	1	3	1	4	5	4	1	6	6
Points won on own serve	3	4	5	3	15	6	5	4	6	21
Points lost on own serve	5	6	8	5	24	3	3	9	2	17
Most consecutive points won	4	3	3	2	4	9	5	3	5	9
Greatest deficit overcome	-	-	1	-	1	4	1	-	1	4
Handedness/Grip										

Match/Team Match Statistics	Game				Match
	1	2	3	4	
Longest rally (strokes)	12	11	11	9	12
Average rally	4	5	5	5	5

#### Game Progress

1	KNOELL Matthias (GER)	0	*2	4	*5	5	*5	5	*5	6	6	ASTAFYEV Egor (RUS)	*0	0	*0	1	*3	5	*7	9	*10	11														
2	KNOELL Matthias (GER)	*0	1	*1	2	*3	4	*6	7	*7	7	ASTAFYEV Egor (RUS)	0	*1	3	*4	5	*6	6	*7	9	11														
3	KNOELL Matthias (GER)	0	*1	2	*3	4	*6	7	*8	8	*9	10	*11	11	*12	12	*13	14	ASTAFYEV Egor (RUS)	*0	1	*2	3	*4	4	*5	6	*8	9	*10	10	*11	11	*12	12	12
4	KNOELL Matthias (GER)	*0	1	*1	2	*3	4	*4	4	5	ASTAFYEV Egor (RUS)	0	*1	3	*4	5	*6	8	*10	11																



FRI 21 JUL 2017

### Detailed Team Match Results

Start Time 16:00

SCHÖLZEL Sebastian (GER)

0 - 3

CHULKOV Vitaly (RUS)

Match 3		Match	1st Game	2nd Game	3rd Game
SCHÖLZEL /	GER	0	2	8	7
CHULKOV /	RUS	3	11	11	11
	Duration	9min	2min	4min	3min

Team Match No: TD44

Table: Table 7

Umpires:

Player Statistics	SCHÖLZEL Sebastian (GER)				CHULKOV Vitaly (RUS)			
	Game			Match	Game			Match
	1	2	3		1	2	3	
Points won	2	8	7	17	11	11	11	33
Biggest lead	-	2	-	2	9	3	5	9
Points won on own serve	1	4	5	10	6	5	8	19
Points lost on own serve	5	6	3	14	1	4	2	7
Most consecutive points won	1	4	4	4	7	4	3	7
Greatest deficit overcome	-	-	-	-	-	2	-	2
Handedness/Grip	-				-			

Match/Team Match Statistics	Game			Match
	1	2	3	
Longest rally (strokes)	14	13	8	14
Average rally	5	5	4	5

#### Game Progress

1	SCHÖLZEL Sebastian (GER)	0	*0	1	*2	2	*2	2	2	
	CHULKOV Vitaly (RUS)	*0	2	*3	4	*6	8	*10	11	
2	SCHÖLZEL Sebastian (GER)	*0	1	*2	2	*4	6	*6	7	*8
	CHULKOV Vitaly (RUS)	0	*1	2	*4	4	*4	6	*7	8
3	SCHÖLZEL Sebastian (GER)	0	*0	1	*1	3	*3	4	*6	7
	CHULKOV Vitaly (RUS)	*0	2	*3	5	*5	7	*8	8	*9

#### LEGEND

MS Men's Single

MT Men's Team

WS Women's Single

WT Women's Team

Note: "\*" server. The "Greatest deficit overcome" only applies when the player ends up winning the game.





FRI 21 JUL 2017

### Detailed Team Match Results

Start Time 13:00

**Hong Kong**

**3 - 2**

**Czech Republic**

Team Match No: TS37

Table: Table 4

Umpires:

Match 1			Match	1st Game	2nd Game	3rd Game
A	NG Wai Yip	HKG	3	11	11	11
X	MATOUS Roman	CZE	0	4	7	5
Duration			7min	3min	2min	2min

Match 2			Match	1st Game	2nd Game	3rd Game	4th Game	5th Game
B	WU Ho Ting	HKG	2	11	5	6	11	11
Y	KRATOCHVIL Michal	CZE	3	9	11	11	7	9
Duration			21min	4min	3min	4min	4min	6min

Match 3			Match	1st Game	2nd Game	3rd Game
C	NG /	HKG	3	11	11	11
Z	HELUS /	CZE	0	9	2	3
Duration			7min	3min	2min	2min

Match 4			Match	1st Game	2nd Game	3rd Game
A	NG Wai Yip	HKG	0	5	6	9
Y	KRATOCHVIL Michal	CZE	3	11	11	11
Duration			9min	0min	4min	5min

Match 5			Match	1st Game	2nd Game	3rd Game
B	WU Ho Ting	HKG	3	14	11	11
X	MATOUS Roman	CZE	0	12	6	6
Duration			13min	6min	3min	4min

Duration of Team Match	00h57min
------------------------	----------

Player Statistics	Hong Kong				Czech Republic			
	Match			Team Match	Match			Team Match
	1	2	3		1	2	3	
Points won	33	44	33	166	16	47	14	134
Biggest lead	7	4	9	9	3	6	5	6
Points won on own serve	17	26	17	91	9	27	8	76
Points lost on own serve	7	20	6	58	16	18	16	75
Most consecutive points won	7	3	9	9	3	6	5	11
Greatest deficit overcome	3	4	5	5	-	2	-	5

Match/Team Match Statistics	Match			Team Match
	1	2	3	
Longest rally (strokes)	6	9	6	14
Average rally	1	2	2	2



FRI 21 JUL 2017

### Detailed Team Match Results

Start Time 13:00

NG Wai Yip (HKG)

3 - 0

MATOUS Roman (CZE)

Match 1		Match	1st Game	2nd Game	3rd Game
NG Wai Yip	HKG	3	11	11	11
MATOUS Roman	CZE	0	4	7	5
	Duration	7min	3min	2min	2min

Team Match No: TS37

Table: Table 4

Umpires:

Player Statistics	NG Wai Yip (HKG)				MATOUS Roman (CZE)			
	Game			Match	Game			Match
	1	2	3		1	2	3	
Points won	11	11	11	33	4	7	5	16
Biggest lead	7	4	6	7	-	3	-	3
Points won on own serve	5	7	5	17	1	6	2	9
Points lost on own serve	3	1	3	7	6	4	6	16
Most consecutive points won	4	7	4	7	1	2	3	3
Greatest deficit overcome	-	3	-	3	-	-	-	-
Handedness/Grip								

Match/Team Match Statistics	Game			Match
	1	2	3	
Longest rally (strokes)	4	5	6	6
Average rally	1	1	2	1

#### Game Progress

1	NG Wai Yip (HKG)	*0	2	*3	4	*6	7	*9	10	11	
	MATOUS Roman (CZE)	0	*0	1	*2	2	*3	3	*4	4	
2	NG Wai Yip (HKG)	0	*0	2	*2	3	*4	6	*8	10	11
	MATOUS Roman (CZE)	*0	2	*2	4	*5	6	*6	6	*6	7
3	NG Wai Yip (HKG)	*0	2	*3	3	*5	6	*8	10	11	
	MATOUS Roman (CZE)	0	*0	1	*3	3	*4	4	*4	5	



FRI 21 JUL 2017

### Detailed Team Match Results

Start Time 13:00

WU Ho Ting (HKG)

2 - 3

KRATOCHVIL Michal (CZE)

Match 2		Match	1st Game	2nd Game	3rd Game	4th Game	5th Game
WU Ho Ting	HKG	2	11	5	6	11	11
KRATOCHVIL Michal	CZE	3	9	11	11	7	9
	Duration	21min	4min	3min	4min	4min	6min

Team Match No: TS37

Table: Table 4

Umpires:

Player Statistics	WU Ho Ting (HKG)						KRATOCHVIL Michal (CZE)					
	Game					Match	Game					Match
	1	2	3	4	5		1	2	3	4	5	
Points won	11	5	6	11	11	44	9	11	11	7	9	47
Biggest lead	3	2	2	4	2	4	-	6	5	-	4	6
Points won on own serve	8	2	4	7	5	26	7	5	7	4	4	27
Points lost on own serve	2	6	4	3	5	20	3	3	2	4	6	18
Most consecutive points won	2	2	2	3	3	3	2	6	6	2	4	6
Greatest deficit overcome	-	-	-	-	4	4	-	2	2	-	-	2
Handedness/Grip												

Match/Team Match Statistics	Game					Match
	1	2	3	4	5	
Longest rally (strokes)	9	4	5	7	4	9
Average rally	3	2	3	3	2	2

#### Game Progress

1	WU Ho Ting (HKG)	0	*1	3	*4	5	*6	7	*7	9	*9	11
	KRATOCHVIL Michal (CZE)	*0	1	*1	2	*3	4	*5	7	*7	9	9
2	WU Ho Ting (HKG)	*0	1	*3	3	*3	3	*4	5	5		
	KRATOCHVIL Michal (CZE)	0	*1	1	*3	5	*7	8	*9	11		
3	WU Ho Ting (HKG)	0	*2	3	*3	5	*5	5	*5	6	6	
	KRATOCHVIL Michal (CZE)	*0	0	*1	3	*3	5	*7	9	*10	11	
4	WU Ho Ting (HKG)	*0	2	*3	4	*5	6	*7	8	*9	11	
	KRATOCHVIL Michal (CZE)	0	*0	1	*2	3	*4	5	*6	7	7	
5	WU Ho Ting (HKG)	0	*0	0	*2	3	*5	6	*7	8	*9	11
	KRATOCHVIL Michal (CZE)	*0	2	*4	4	*5	5	*6	7	*8	9	9



FRI 21 JUL 2017

### Detailed Team Match Results

Start Time 13:00

NG Kin Sing (HKG)

3 - 0

HELUS Jaroslav (CZE)

Match 3		Match	1st Game	2nd Game	3rd Game
NG /	HKG	3	11	11	11
HELUS /	CZE	0	9	2	3
	Duration	7min	3min	2min	2min

Team Match No: TD37

Table: Table 4

Umpires:

Player Statistics	NG Kin Sing (HKG)				HELUS Jaroslav (CZE)			
	Game			Match	Game			Match
	1	2	3		1	2	3	
Points won	11	11	11	33	9	2	3	14
Biggest lead	2	9	9	9	5	-	-	5
Points won on own serve	7	6	4	17	6	1	1	8
Points lost on own serve	3	1	2	6	4	5	7	16
Most consecutive points won	4	6	9	9	5	2	3	5
Greatest deficit overcome	5	-	-	5	-	-	-	-
Handedness/Grip	-				-			

Match/Team Match Statistics	Game			Match
	1	2	3	
Longest rally (strokes)	6	3	4	6
Average rally	2	2	1	2

#### Game Progress

1	NG Kin Sing (HKG)	0	*1	2	*2	2	*3	5	*6	8	*9	11
	HELUS Jaroslav (CZE)	*0	1	*2	4	*6	7	*7	8	*8	9	9
2	NG Kin Sing (HKG)	*0	2	*4	5	*6	8	*10	11			
	HELUS Jaroslav (CZE)	0	*0	0	*1	2	*2	2	2			
3	NG Kin Sing (HKG)	0	*2	4	*6	8	*9	9	11			
	HELUS Jaroslav (CZE)	*0	0	*0	0	*0	1	*3	3			



FRI 21 JUL 2017

### Detailed Team Match Results

Start Time 13:00

NG Wai Yip (HKG)

0 - 3

KRATOCHVIL Michal (CZE)

Match 4		Match	1st Game	2nd Game	3rd Game
NG Wai Yip	HKG	0	5	6	9
KRATOCHVIL Michal	CZE	3	11	11	11
	Duration	9min	0min	4min	5min

Team Match No: TS37

Table: Table 4

Umpires:

Player Statistics	NG Wai Yip (HKG)				KRATOCHVIL Michal (CZE)			
	Game			Match	Game			Match
	1	2	3		1	2	3	
Points won	5	6	9	20	11	11	11	33
Biggest lead	5	2	2	5	6	5	2	6
Points won on own serve	3	3	3	9	6	6	4	16
Points lost on own serve	5	5	7	17	2	3	6	11
Most consecutive points won	5	2	2	5	11	5	4	11
Greatest deficit overcome	-	-	-	-	5	2	2	5
Handedness/Grip								

Match/Team Match Statistics	Game			Match
	1	2	3	
Longest rally (strokes)	-	9	14	14
Average rally	-	4	4	3

#### Game Progress

1	NG Wai Yip (HKG)	*0	2	*4	5	*5	5	*5	5	5
	KRATOCHVIL Michal (CZE)	0	*0	0	*1	3	*5	7	*9	11
2	NG Wai Yip (HKG)	0	*2	2	*2	3	*4	5	*5	6
	KRATOCHVIL Michal (CZE)	*0	0	*2	4	*5	6	*7	9	*10
3	NG Wai Yip (HKG)	*0	1	*2	3	*4	5	*7	7	*9
	KRATOCHVIL Michal (CZE)	0	*1	2	*3	4	*5	5	*7	7



FRI 21 JUL 2017

### Detailed Team Match Results

Start Time 13:00

WU Ho Ting (HKG)

3 - 0

MATOUS Roman (CZE)

Match 5		Match	1st Game	2nd Game	3rd Game
WU Ho Ting	HKG	3	14	11	11
MATOUS Roman	CZE	0	12	6	6
	Duration	13min	6min	3min	4min

Team Match No: TS37

Table: Table 4

Umpires:

Player Statistics	WU Ho Ting (HKG)				MATOUS Roman (CZE)			
	Game			Match	Game			Match
	1	2	3		1	2	3	
Points won	14	11	11	36	12	6	6	24
Biggest lead	3	5	5	5	2	1	1	2
Points won on own serve	9	7	6	22	8	5	3	16
Points lost on own serve	4	1	3	8	5	4	5	14
Most consecutive points won	4	3	5	5	3	2	2	3
Greatest deficit overcome	2	1	1	2	-	-	-	-
Handedness/Grip								

Match/Team Match Statistics	Game			Match
	1	2	3	
Longest rally (strokes)	7	7	6	7
Average rally	2	3	2	2

#### Game Progress

1	WU Ho Ting (HKG)	*0	2	*2	3	*5	6	*6	7	*7	9	*10	10	*11	12	*12	13	14
	MATOUS Roman (CZE)	0	*0	2	*3	3	*4	6	*7	9	*9	10	*11	11	*11	12	*12	12
2	WU Ho Ting (HKG)	0	*1	3	*3	5	*6	7	*8	10	11							
	MATOUS Roman (CZE)	*0	1	*1	3	*3	4	*5	6	*6	6							
3	WU Ho Ting (HKG)	*0	1	*2	3	*4	6	*8	9	*10	11							
	MATOUS Roman (CZE)	0	*1	2	*3	4	*4	4	*5	6	6							

#### LEGEND

MS Men's Single

MT Men's Team

WS Women's Single

WT Women's Team

Note: "\*" server. The "Greatest deficit overcome" only applies when the player ends up winning the game.



FRI 21 JUL 2017

## Detailed Team Match Results

Start Time 13:00

Bulgaria

0 - 3

Austria

Team Match No: TD38

Table: Table 8

Umpires:

Match 1			Match	1st Game	2nd Game	3rd Game	4th Game
A	KOLEV Petar Veselinov	BUL	1	9	6	11	14
X	KRAMER Lukas	AUT	3	11	11	9	16
Duration			22min	5min	4min	3min	10min

Match 2			Match	1st Game	2nd Game	3rd Game	4th Game
B	HASAN Halit Mehmed	BUL	1	7	12	11	8
Y	KRAMER Christopher	AUT	3	11	14	4	11
Duration			19min	3min	8min	3min	5min

Match 3			Match	1st Game	2nd Game	3rd Game
C	NEDEV /	BUL	0	8	7	3
Z	STÜRMER /	AUT	3	11	11	11
Duration			8min	3min	2min	3min

Duration of Team Match	00h49min
------------------------	----------

Player Statistics	Bulgaria				Austria			
	Match			Team Match	Match			Team Match
	1	2	3		1	2	3	
Points won	40	38	18	96	47	40	33	120
Biggest lead	3	9	1	9	6	6	8	8
Points won on own serve	25	18	10	53	29	18	18	65
Points lost on own serve	18	22	15	55	15	20	8	43
Most consecutive points won	5	5	3	5	4	4	8	8
Greatest deficit overcome	3	-	-	3	3	3	1	3

Match/Team Match Statistics	Match			Team Match
	1	2	3	
Longest rally (strokes)	15	9	13	15
Average rally	4	4	4	4



FRI 21 JUL 2017

### Detailed Team Match Results

Start Time 13:00

KOLEV Petar Veselinov (BUL)

1 - 3

KRAMER Lukas (AUT)

Match 1		Match	1st Game	2nd Game	3rd Game	4th Game
KOLEV Petar Veselinov	BUL	1	9	6	11	14
KRAMER Lukas	AUT	3	11	11	9	16
	Duration	22min	5min	4min	3min	10min

Team Match No: TS38

Table: Table 8

Umpires:

Player Statistics	KOLEV Petar Veselinov (BUL)					KRAMER Lukas (AUT)				
	Game				Match	Game				Match
	1	2	3	4		1	2	3	4	
Points won	9	6	11	14	40	11	11	9	16	47
Biggest lead	1	-	2	3	3	3	6	3	2	6
Points won on own serve	6	5	5	9	25	7	8	4	10	29
Points lost on own serve	4	3	5	6	18	3	1	6	5	15
Most consecutive points won	3	2	5	4	5	3	4	2	4	4
Greatest deficit overcome	-	-	3	-	3	1	-	-	3	3
Handedness/Grip										

Match/Team Match Statistics	Game				Match
	1	2	3	4	
Longest rally (strokes)	11	10	10	15	15
Average rally	4	4	3	5	4

#### Game Progress

1	KOLEV Petar Veselinov (BUL)	*0	1	*2	3	*3	4	*5	7	*8	9	9	KRAMER Lukas (AUT)	0	*1	2	*3	5	*6	7	*7	8	*9	11																				
2	KOLEV Petar Veselinov (BUL)	0	*0	1	*1	2	*2	3	*4	6	6	KRAMER Lukas (AUT)	*0	2	*3	5	*6	8	*9	10	*10	11																						
3	KOLEV Petar Veselinov (BUL)	*0	0	*2	3	*3	4	*5	6	*7	9	11	KRAMER Lukas (AUT)	0	*2	2	*3	5	*6	7	*8	9	*9	9																				
4	KOLEV Petar Veselinov (BUL)	0	*1	2	*3	4	*5	7	*8	8	*9	10	*10	11	*11	12	*12	13	*13	14	*14	14	KRAMER Lukas (AUT)	*0	1	*2	3	*4	5	*5	6	*8	9	*10	11	*11	12	*12	13	*13	14	*14	15	16





FRI 21 JUL 2017

### Detailed Team Match Results

Start Time 13:00

HASAN Halit Mehmed (BUL)

1 - 3

KRÄMER Christopher (AUT)

Match 2		Match	1st Game	2nd Game	3rd Game	4th Game
HASAN Halit Mehmed	BUL	1	7	12	11	8
KRÄMER Christopher	AUT	3	11	14	4	11
	Duration	19min	3min	8min	3min	5min

Team Match No: TS38

Table: Table 8

Umpires:

Player Statistics	HASAN Halit Mehmed (BUL)					KRÄMER Christopher (AUT)				
	Game				Match	Game				Match
	1	2	3	4		1	2	3	4	
Points won	7	12	11	8	38	11	14	4	11	40
Biggest lead	-	3	9	-	9	6	2	-	4	6
Points won on own serve	4	5	5	4	18	5	6	1	6	18
Points lost on own serve	6	8	3	5	22	3	7	6	4	20
Most consecutive points won	2	3	5	2	5	3	3	3	4	4
Greatest deficit overcome	-	-	-	-	-	-	3	-	-	3
Handedness/Grip										

Match/Team Match Statistics	Game				Match
	1	2	3	4	
Longest rally (strokes)	7	8	7	9	9
Average rally	3	4	3	4	4

#### Game Progress

1	HASAN Halit Mehmed (BUL)	*0	0	*1	1	*2	3	*3	5	*6	7									
	KRÄMER Christopher (AUT)	0	*2	3	*5	6	*7	9	*9	10	11									
2	HASAN Halit Mehmed (BUL)	0	*1	3	*4	5	*5	7	*8	8	*10	10	*11	11	*12	12	*12	12		
	KRÄMER Christopher (AUT)	*0	1	*1	2	*3	5	*5	6	*8	8	*10	10	*10	10	*11	11	*12	13	14
3	HASAN Halit Mehmed (BUL)	*0	2	*4	5	*7	9	*10	10	11										
	KRÄMER Christopher (AUT)	0	*0	0	*1	1	*1	2	*4	4										
4	HASAN Halit Mehmed (BUL)	0	*0	0	*2	3	*4	5	*5	7	*8	8								
	KRÄMER Christopher (AUT)	*0	2	*4	4	*5	6	*7	9	*9	10	11								



FRI 21 JUL 2017

### Detailed Team Match Results

Start Time 13:00

NEDEV Ivan Dimitrov (BUL)

0 - 3

STÜRMER Erwin (AUT)

Match 3		Match	1st Game	2nd Game	3rd Game
NEDEV /	BUL	0	8	7	3
STÜRMER /	AUT	3	11	11	11
	Duration	8min	3min	2min	3min

Team Match No: TD38

Table: Table 8

Umpires:

Player Statistics	NEDEV Ivan Dimitrov (BUL)				STÜRMER Erwin (AUT)			
	Game			Match	Game			Match
	1	2	3		1	2	3	
Points won	8	7	3	18	11	11	11	33
Biggest lead	-	1	1	1	6	4	8	8
Points won on own serve	5	4	1	10	7	5	6	18
Points lost on own serve	4	6	5	15	3	3	2	8
Most consecutive points won	3	2	2	3	3	4	8	8
Greatest deficit overcome	-	-	-	-	-	1	1	1
Handedness/Grip	-				-			

Match/Team Match Statistics	Game			Match
	1	2	3	
Longest rally (strokes)	12	5	13	13
Average rally	4	3	5	4

#### Game Progress

1	NEDEV Ivan Dimitrov (BUL)	0	*0	1	*1	2	*2	4	*5	6	*8	8
	STÜRMER Erwin (AUT)	*0	2	*3	5	*6	8	*8	9	*10	10	11
2	NEDEV Ivan Dimitrov (BUL)	*0	1	*2	2	*4	4	*4	6	*6	7	
	STÜRMER Erwin (AUT)	0	*1	2	*4	4	*6	8	*8	10	11	
3	NEDEV Ivan Dimitrov (BUL)	0	*1	2	*3	3	*3	3	3			
	STÜRMER Erwin (AUT)	*0	1	*2	3	*5	7	*9	11			

#### LEGEND

MS Men's Single

MT Men's Team

WS Women's Single

WT Women's Team

Note: "\*" server. The "Greatest deficit overcome" only applies when the player ends up winning the game.



FRI 21 JUL 2017

### Detailed Team Match Results

Start Time 16:00

Hong Kong

3 - 1

Austria

Team Match No: TS45

Table: Table 4

Umpires:

Match 1			Match	1st Game	2nd Game	3rd Game	4th Game
A	NG Wai Yip	HKG	3	11	9	11	13
X	KRÄMER Christopher	AUT	1	5	11	5	11
Duration			19min	4min	5min	4min	6min

Match 2			Match	1st Game	2nd Game	3rd Game	4th Game	5th Game
B	WU Ho Ting	HKG	2	11	14	9	6	3
Y	KRAMER Lukas	AUT	3	9	12	11	11	11
Duration			29min	5min	9min	7min	4min	4min

Match 3			Match	1st Game	2nd Game	3rd Game	4th Game
C	NG /	HKG	3	11	11	5	11
Z	STÜRMER /	AUT	1	8	6	11	4
Duration			12min	3min	3min	3min	3min

Match 4			Match	1st Game	2nd Game	3rd Game	4th Game
A	NG Wai Yip	HKG	3	8	11	11	11
Y	KRAMER Lukas	AUT	1	11	2	5	9
Duration			14min	4min	2min	4min	4min

Duration of Team Match	01h14min
------------------------	----------

Player Statistics	Hong Kong					Austria				
	Match				Team Match	Match				Team Match
	1	2	3	4		1	2	3	4	
Points won	44	43	38	41	166	32	54	29	27	142
Biggest lead	6	3	7	9	9	4	8	6	3	8
Points won on own serve	25	24	22	21	92	19	30	17	14	80
Points lost on own serve	13	24	12	13	62	19	19	16	20	74
Most consecutive points won	4	3	6	9	9	4	5	4	6	6
Greatest deficit overcome	1	2	1	3	3	-	2	-	4	4

Match/Team Match Statistics	Match				Team Match
	1	2	3	4	
Longest rally (strokes)	11	21	13	15	21
Average rally	4	5	3	5	4



FRI 21 JUL 2017  
Start Time 16:00

### Detailed Team Match Results

NG Wai Yip (HKG)

3 - 1

KRÄMER Christopher (AUT)

Match 1		Match	1st Game	2nd Game	3rd Game	4th Game
NG Wai Yip	HKG	3	11	9	11	13
KRÄMER Christopher	AUT	1	5	11	5	11
	Duration	19min	4min	5min	4min	6min

Team Match No: TS45 Table: Table 4 Umpires:

Player Statistics	NG Wai Yip (HKG)					KRÄMER Christopher (AUT)				
	Game				Match	Game				Match
	1	2	3	4		1	2	3	4	
Points won	11	9	11	13	44	5	11	5	11	32
Biggest lead	6	-	6	4	6	-	4	1	1	4
Points won on own serve	5	5	7	8	25	2	6	4	7	19
Points lost on own serve	3	5	1	4	13	6	4	4	5	19
Most consecutive points won	3	2	4	4	4	1	4	2	3	4
Greatest deficit overcome	-	-	1	1	1	-	-	-	-	-
Handedness/Grip										

Match/Team Match Statistics	Game				Match
	1	2	3	4	
Longest rally (strokes)	11	8	8	8	11
Average rally	4	3	3	4	4

#### Game Progress

1	NG Wai Yip (HKG)	0	*2	3	*4	6	*7	8	*10	11	KRÄMER Christopher (AUT)	*0	0	*1	2	*2	3	*4	4	5												
2	NG Wai Yip (HKG)	*0	0	*0	1	*2	3	*4	6	*7	8	9	*10	11	KRÄMER Christopher (AUT)	0	*2	4	*5	6	*7	8	*8	9	*10	11						
3	NG Wai Yip (HKG)	0	*1	3	*4	5	*6	8	*9	11	KRÄMER Christopher (AUT)	*0	1	*1	2	*3	4	*4	5	5												
4	NG Wai Yip (HKG)	*0	1	*2	3	*4	6	*8	9	*9	10	*10	11	*11	12	13	KRÄMER Christopher (AUT)	0	*1	2	*3	4	*4	4	*5	7	*8	10	*10	11	*11	11



FRI 21 JUL 2017

### Detailed Team Match Results

Start Time 16:00

WU Ho Ting (HKG)

2 - 3

KRAMER Lukas (AUT)

Match 2		Match	1st Game	2nd Game	3rd Game	4th Game	5th Game
WU Ho Ting	HKG	2	11	14	9	6	3
KRAMER Lukas	AUT	3	9	12	11	11	11
	Duration	29min	5min	9min	7min	4min	4min

Team Match No: TS45

Table: Table 4

Umpires:

Player Statistics	WU Ho Ting (HKG)						KRAMER Lukas (AUT)					
	Game					Match	Game					Match
	1	2	3	4	5		1	2	3	4	5	
Points won	11	14	9	6	3	43	9	12	11	11	11	54
Biggest lead	3	3	2	1	-	3	1	2	2	5	8	8
Points won on own serve	7	7	5	5	-	24	6	6	6	7	5	30
Points lost on own serve	3	6	5	4	6	24	4	7	4	1	3	19
Most consecutive points won	3	3	3	2	2	3	4	3	3	4	5	5
Greatest deficit overcome	1	2	-	-	-	2	-	-	2	1	-	2
Handedness/Grip												

Match/Team Match Statistics	Game					Match
	1	2	3	4	5	
Longest rally (strokes)	17	11	21	10	9	21
Average rally	5	4	5	5	5	5

#### Game Progress

1	WU Ho Ting (HKG)	0	*1	2	*4	5	*5	6	*7	9	*9	11						
	KRAMER Lukas (AUT)	*0	1	*2	2	*3	5	*6	7	*7	9	9						
2	WU Ho Ting (HKG)	*0	0	*2	3	*5	6	*6	8	*9	10	*10	10	*11	12	*12	13	14
	KRAMER Lukas (AUT)	0	*2	2	*3	3	*4	6	*6	7	*8	10	*11	11	*11	12	*12	12
3	WU Ho Ting (HKG)	0	*1	2	*4	5	*5	6	*7	8	*8	9						
	KRAMER Lukas (AUT)	*0	1	*2	2	*3	5	*6	7	*8	10	11						
4	WU Ho Ting (HKG)	*0	1	*2	3	*3	5	*5	6	*6	6							
	KRAMER Lukas (AUT)	0	*1	2	*3	5	*5	7	*8	10	11							
5	WU Ho Ting (HKG)	0	*0	0	*2	2	*3	3	3									
	KRAMER Lukas (AUT)	*0	2	*4	4	*6	7	*9	11									



FRI 21 JUL 2017  
Start Time 16:00

### Detailed Team Match Results

NG Kin Sing (HKG)

3 - 1

STÜRMER Erwin (AUT)

Match 3		Match	1st Game	2nd Game	3rd Game	4th Game
NG /	HKG	3	11	11	5	11
STÜRMER /	AUT	1	8	6	11	4
	Duration	12min	3min	3min	3min	3min

Team Match No: TD45 Table: Table 4 Umpires:

Player Statistics	NG Kin Sing (HKG)					STÜRMER Erwin (AUT)				
	Game				Match	Game				Match
	1	2	3	4		1	2	3	4	
Points won	11	11	5	11	38	8	6	11	4	29
Biggest lead	6	5	-	7	7	-	1	6	1	6
Points won on own serve	6	7	4	5	22	5	4	7	1	17
Points lost on own serve	3	2	4	3	12	5	4	1	6	16
Most consecutive points won	6	4	2	4	6	4	2	4	1	4
Greatest deficit overcome	-	1	-	1	1	-	-	-	-	-
Handedness/Grip	-					-				

Match/Team Match Statistics	Game				Match
	1	2	3	4	
Longest rally (strokes)	13	8	9	10	13
Average rally	1	3	4	4	3

#### Game Progress

1	NG Kin Sing (HKG)	0	*2	4	*6	6	*6	8	*8	9	*10	11
	STÜRMER Erwin (AUT)	*0	0	*0	0	*2	4	*4	6	*7	8	8
2	NG Kin Sing (HKG)	*0	1	*2	4	*6	7	*7	9	*10	11	
	STÜRMER Erwin (AUT)	0	*1	2	*2	2	*3	5	*5	6	6	
3	NG Kin Sing (HKG)	0	*0	2	*2	4	*4	4	*5	5		
	STÜRMER Erwin (AUT)	*0	2	*2	4	*4	6	*8	9	11		
4	NG Kin Sing (HKG)	*0	1	*3	4	*6	8	*9	10	11		
	STÜRMER Erwin (AUT)	0	*1	1	*2	2	*2	3	*4	4		



FRI 21 JUL 2017

### Detailed Team Match Results

Start Time 16:00

NG Wai Yip (HKG)

3 - 1

KRAMER Lukas (AUT)

Match 4		Match	1st Game	2nd Game	3rd Game	4th Game
NG Wai Yip	HKG	3	8	11	11	11
KRAMER Lukas	AUT	1	11	2	5	9
	Duration	14min	4min	2min	4min	4min

Team Match No: TS45

Table: Table 4

Umpires:

Player Statistics	NG Wai Yip (HKG)					KRAMER Lukas (AUT)				
	Game				Match	Game				Match
	1	2	3	4		1	2	3	4	
Points won	8	11	11	11	41	11	2	5	9	27
Biggest lead	4	9	6	3	9	3	-	3	1	3
Points won on own serve	4	6	6	5	21	6	1	3	4	14
Points lost on own serve	5	1	2	5	13	4	5	5	6	20
Most consecutive points won	4	6	9	3	9	6	1	2	3	6
Greatest deficit overcome	-	-	3	1	3	4	-	-	-	4
Handedness/Grip										

Match/Team Match Statistics	Game				Match
	1	2	3	4	
Longest rally (strokes)	8	9	15	12	15
Average rally	4	4	7	4	5

#### Game Progress

1	NG Wai Yip (HKG)	0	*2	4	*4	5	*6	6	*6	7	*8	8
	KRAMER Lukas (AUT)	*0	0	*0	2	*3	4	*6	8	*9	10	11
2	NG Wai Yip (HKG)	*0	2	*4	5	*7	9	*10	11			
	KRAMER Lukas (AUT)	0	*0	0	*1	1	*1	2	2			
3	NG Wai Yip (HKG)	0	*0	1	*2	3	*5	7	*9	11		
	KRAMER Lukas (AUT)	*0	2	*3	4	*5	5	*5	5	5		
4	NG Wai Yip (HKG)	*0	1	*3	4	*5	6	*6	7	*8	9	11
	KRAMER Lukas (AUT)	0	*1	1	*2	3	*4	6	*7	8	*9	9

#### LEGEND

MS Men's Single

MT Men's Team

WS Women's Single

WT Women's Team

Note: "\*" server. The "Greatest deficit overcome" only applies when the player ends up winning the game.



FRI 21 JUL 2017

## Detailed Team Match Results

Start Time 16:00

**Czech Republic**

**3 - 1**

**Bulgaria**

Team Match No: TS46

Table: Table 5

Umpires:

Match 1			Match	1st Game	2nd Game	3rd Game
A	KRATOCHVIL Michal	CZE	3	12	11	11
X	HASAN Halit Mehmed	BUL	0	10	5	4
Duration			9min	3min	3min	3min

Match 2			Match	1st Game	2nd Game	3rd Game
B	HELUS Jaroslav	CZE	0	4	6	9
Y	KOLEV Petar Veselinov	BUL	3	11	11	11
Duration			8min	2min	3min	3min

Match 3			Match	1st Game	2nd Game	3rd Game	4th Game
C	MATOUS /	CZE	3	7	11	14	11
Z	NEDEV /	BUL	1	11	8	12	8
Duration			16min	3min	3min	6min	4min

Match 4			Match	1st Game	2nd Game	3rd Game
A	KRATOCHVIL Michal	CZE	3	11	11	11
Y	KOLEV Petar Veselinov	BUL	0	5	7	6
Duration			10min	3min	3min	4min

Duration of Team Match	00h43min
------------------------	----------

Player Statistics	Czech Republic				Bulgaria			
	Match			Team Match	Match			Team Match
	1	2	3		1	2	3	
Points won	34	19	43	129	19	33	39	109
Biggest lead	7	-	3	7	3	7	4	7
Points won on own serve	19	14	29	78	12	21	28	69
Points lost on own serve	7	12	11	40	15	5	14	51
Most consecutive points won	7	3	6	7	4	4	6	6
Greatest deficit overcome	3	-	3	3	-	-	2	2

Match/Team Match Statistics	Match			Team Match
	1	2	3	
Longest rally (strokes)	10	11	11	11
Average rally	3	3	3	3





FRI 21 JUL 2017

### Detailed Team Match Results

Start Time 16:00

**KRATOCHVIL Michal (CZE)**

**3 - 0**

**HASAN Halit Mehmed (BUL)**

Match 1		Match	1st Game	2nd Game	3rd Game
KRATOCHVIL Michal	CZE	3	12	11	11
HASAN Halit Mehmed	BUL	0	10	5	4
	Duration	9min	3min	3min	3min

Team Match No: TS46

Table: Table 5

Umpires:

Player Statistics	KRATOCHVIL Michal (CZE)				HASAN Halit Mehmed (BUL)			
	Game			Match	Game			Match
	1	2	3		1	2	3	
Points won	12	11	11	34	10	5	4	19
Biggest lead	4	6	7	7	2	2	3	3
Points won on own serve	7	7	5	19	6	4	2	12
Points lost on own serve	4	1	2	7	5	4	6	15
Most consecutive points won	6	6	7	7	4	3	3	4
Greatest deficit overcome	2	2	3	3	-	-	-	-
Handedness/Grip								

Match/Team Match Statistics	Game			Match
	1	2	3	
Longest rally (strokes)	8	8	10	10
Average rally	3	3	5	3

#### Game Progress

1	KRATOCHVIL Michal (CZE)	0	*0	1	*2	4	*6	8	*9	10	*10	10	*11	12
	HASAN Halit Mehmed (BUL)	*0	2	*3	4	*4	4	*4	5	*6	8	*10	10	10
2	KRATOCHVIL Michal (CZE)	*0	1	*1	3	*5	7	*8	10	11				
	HASAN Halit Mehmed (BUL)	0	*1	3	*3	3	*3	4	*4	5				
3	KRATOCHVIL Michal (CZE)	0	*0	1	*3	5	*7	8	*10	11				
	HASAN Halit Mehmed (BUL)	*0	2	*3	3	*3	3	*4	4	4				



FRI 21 JUL 2017

## Detailed Team Match Results

Start Time 16:00

HELUS Jaroslav (CZE)

0 - 3

KOLEV Petar Veselinov (BUL)

Match 2		Match	1st Game	2nd Game	3rd Game
HELUS Jaroslav	CZE	0	4	6	9
KOLEV Petar Veselinov	BUL	3	11	11	11
	Duration	8min	2min	3min	3min

Team Match No: TS46

Table: Table 5

Umpires:

Player Statistics	HELUS Jaroslav (CZE)				KOLEV Petar Veselinov (BUL)			
	Game			Match	Game			Match
	1	2	3		1	2	3	
Points won	4	6	9	19	11	11	11	33
Biggest lead	-	-	-	-	7	5	3	7
Points won on own serve	2	5	7	14	5	8	8	21
Points lost on own serve	6	3	3	12	2	1	2	5
Most consecutive points won	3	2	2	3	4	3	3	4
Greatest deficit overcome	-	-	-	-	-	-	-	-
Handedness/Grip								

Match/Team Match Statistics	Game			Match
	1	2	3	
Longest rally (strokes)	7	11	7	11
Average rally	3	4	3	3

### Game Progress

1	HELUS Jaroslav (CZE)	*0	0	*1	1	*1	3	*4	4	4
	KOLEV Petar Veselinov (BUL)	0	*2	3	*5	7	*7	8	*10	11
2	HELUS Jaroslav (CZE)	0	*0	1	*1	3	*3	4	*5	6
	KOLEV Petar Veselinov (BUL)	*0	2	*3	5	*5	7	*8	9	*10
3	HELUS Jaroslav (CZE)	*0	1	*2	3	*3	5	*5	7	*7
	KOLEV Petar Veselinov (BUL)	0	*1	2	*3	5	*5	7	*7	9
										8
										9
										11



FRI 21 JUL 2017

### Detailed Team Match Results

Start Time 16:00

**MATOUS Roman (CZE)**

**3 - 1**

**NEDEV Ivan Dimitrov (BUL)**

Match 3		Match	1st Game	2nd Game	3rd Game	4th Game
MATOUS /	CZE	3	7	11	14	11
NEDEV /	BUL	1	11	8	12	8
	Duration	16min	3min	3min	6min	4min

Team Match No: TD46

Table: Table 5

Umpires:

Player Statistics	MATOUS Roman (CZE)					NEDEV Ivan Dimitrov (BUL)				
	Game				Match	Game				Match
	1	2	3	4		1	2	3	4	
Points won	7	11	14	11	43	11	8	12	8	39
Biggest lead	2	3	3	3	3	4	-	3	3	4
Points won on own serve	5	10	7	7	29	8	8	7	5	28
Points lost on own serve	3	-	5	3	11	2	1	7	4	14
Most consecutive points won	3	3	3	6	6	6	2	6	3	6
Greatest deficit overcome	-	-	3	3	3	2	-	-	-	2
Handedness/Grip	-					-				

Match/Team Match Statistics	Game				Match
	1	2	3	4	
Longest rally (strokes)	11	8	6	6	11
Average rally	3	3	3	3	3

#### Game Progress

1	MATOUS Roman (CZE)	0	*1	3	*4	5	*5	5	*5	7	7	NEDEV Ivan Dimitrov (BUL)	*0	1	*1	2	*3	5	*7	9	*9	11																
2	MATOUS Roman (CZE)	*0	2	*2	4	*4	6	*6	8	*8	10	11	NEDEV Ivan Dimitrov (BUL)	0	*0	2	*2	4	*4	6	*6	8	*8	8														
3	MATOUS Roman (CZE)	0	*1	3	*3	5	*6	7	*7	7	*8	9	*10	10	*11	11	*12	13	14	NEDEV Ivan Dimitrov (BUL)	*0	1	*1	3	*3	4	*5	7	*9	10	*10	10	*11	11	*12	12	*12	12
4	MATOUS Roman (CZE)	*0	1	*1	2	*3	5	*7	8	*8	10	11	NEDEV Ivan Dimitrov (BUL)	0	*1	3	*4	5	*5	5	*6	8	*8	8														



FRI 21 JUL 2017

### Detailed Team Match Results

Start Time 16:00

**KRATOCHVIL Michal (CZE)**

**3 - 0**

**KOLEV Petar Veselinov (BUL)**

Match 4		Match	1st Game	2nd Game	3rd Game
KRATOCHVIL Michal	CZE	3	11	11	11
KOLEV Petar Veselinov	BUL	0	5	7	6
	Duration	10min	3min	3min	4min

Team Match No: TS46

Table: Table 5

Umpires:

Player Statistics	KRATOCHVIL Michal (CZE)				KOLEV Petar Veselinov (BUL)			
	Game			Match	Game			Match
	1	2	3		1	2	3	
Points won	11	11	11	33	5	7	6	18
Biggest lead	6	4	5	6	-	1	1	1
Points won on own serve	4	7	5	16	1	4	3	8
Points lost on own serve	4	3	3	10	7	4	6	17
Most consecutive points won	3	3	4	4	3	3	2	3
Greatest deficit overcome	-	1	1	1	-	-	-	-
Handedness/Grip								

Match/Team Match Statistics	Game			Match
	1	2	3	
Longest rally (strokes)	8	9	10	10
Average rally	4	3	4	4

#### Game Progress

1	KRATOCHVIL Michal (CZE)	0	*2	3	*5	6	*8	8	*9	11	
	KOLEV Petar Veselinov (BUL)	*0	0	*1	1	*2	2	*4	5	5	
2	KRATOCHVIL Michal (CZE)	*0	2	*3	3	*4	5	*6	8	*9	11
	KOLEV Petar Veselinov (BUL)	0	*0	1	*3	4	*5	6	*6	7	7
3	KRATOCHVIL Michal (CZE)	0	*1	3	*4	5	*6	7	*9	10	11
	KOLEV Petar Veselinov (BUL)	*0	1	*1	2	*3	4	*5	5	*6	6

#### LEGEND

MS Men's Single

MT Men's Team

WS Women's Single

WT Women's Team

Note: "\*" server. The "Greatest deficit overcome" only applies when the player ends up winning the game.



FRI 21 JUL 2017

### Detailed Team Match Results

Start Time 13:00

Poland

3 - 0

Thailandia

Team Match No:

Table:

Umpires:

Player Statistics	Poland		Thailandia	
	Game 1	Team Match	Game 1	Team Match
Points won	-	-	-	-
Biggest lead	-	-	-	-
Points won on own serve	-	-	-	-
Points lost on own serve	-	-	-	-
Most consecutive points won	-	-	-	-
Greatest deficit overcome	-	-	-	-

Match/Team Match Statistics	Game 1	Team Match
	Longest rally (strokes)	-
Average rally	-	-

#### LEGEND

MS Men's Single

MT Men's Team

WS Women's Single

WT Women's Team

Note: "\*" server. The "Greatest deficit overcome" only applies when the player ends up winning the game.



FRI 21 JUL 2017

### Detailed Team Match Results

Start Time 13:00

**Turkey**

**3 - 1**

**Hungary**

Team Match No: TS40

Table: Table 9

Umpires:

Match 1			Match	1st Game	2nd Game	3rd Game	4th Game	5th Game
A	ERDAL Dogan	TUR	2	11	8	11	7	6
X	SZALAI Bela	HUN	3	8	11	8	11	11
Duration			17min	3min	3min	4min	3min	4min

Match 2			Match	1st Game	2nd Game	3rd Game	4th Game
B	TIMUCIN Avni	TUR	3	11	11	10	11
Y	BENCSEK Gergely	HUN	1	4	8	12	7
Duration			10min	2min	4min	0min	4min

Match 3			Match	1st Game	2nd Game	3rd Game	4th Game
C	OLCAS /	TUR	3	11	11	8	11
Z	MAKAI /	HUN	1	4	6	11	4
Duration			11min	2min	3min	3min	3min

Match 4			Match	1st Game	2nd Game	3rd Game
B	TIMUCIN Avni	TUR	3	11	11	11
X	SZALAI Bela	HUN	0	5	9	2
Duration			7min	2min	3min	2min

Duration of Team Match	00h45min
------------------------	----------

Player Statistics	Turkey				Hungary			
	Match			Team Match	Match			Team Match
	1	2	3		1	2	3	
Points won	43	43	41	160	49	31	25	121
Biggest lead	5	7	7	9	5	3	3	5
Points won on own serve	23	20	22	81	26	15	14	62
Points lost on own serve	23	16	11	59	20	23	19	79
Most consecutive points won	5	7	6	7	4	3	3	4
Greatest deficit overcome	3	2	1	3	1	-	1	1

Match/Team Match Statistics	Match			Team Match
	1	2	3	
Longest rally (strokes)	13	11	12	13
Average rally	4	2	3	3



FRI 21 JUL 2017

### Detailed Team Match Results

Start Time 13:00

ERDAL Dogan (TUR)

2 - 3

SZALAI Bela (HUN)

Match 1		Match	1st Game	2nd Game	3rd Game	4th Game	5th Game
ERDAL Dogan	TUR	2	11	8	11	7	6
SZALAI Bela	HUN	3	8	11	8	11	11
	Duration	17min	3min	3min	4min	3min	4min

Team Match No: TS40

Table: Table 9

Umpires:

Player Statistics	ERDAL Dogan (TUR)						Match	SZALAI Bela (HUN)						Match
	Game					Match		Game					Match	
	1	2	3	4	5			1	2	3	4	5		
Points won	11	8	11	7	6	43	8	11	8	11	11	49		
Biggest lead	4	-	5	1	1	5	1	3	3	4	5	5		
Points won on own serve	5	4	6	4	4	23	3	6	4	7	6	26		
Points lost on own serve	5	5	4	4	5	23	6	4	5	3	2	20		
Most consecutive points won	5	2	4	3	3	5	2	2	3	4	4	4		
Greatest deficit overcome	1	-	3	-	-	3	-	-	-	1	1	1		
Handedness/Grip														

Match/Team Match Statistics	Game					Match
	1	2	3	4	5	
Longest rally (strokes)	13	9	8	8	10	13
Average rally	3	5	4	4	5	4

#### Game Progress

1	ERDAL Dogan (TUR)	*0	1	*2	4	*6	7	*8	9	*10	10	11
	SZALAI Bela (HUN)	0	*1	2	*2	2	*3	4	*5	6	*8	8
2	ERDAL Dogan (TUR)	0	*1	2	*2	3	*4	5	*6	7	*8	8
	SZALAI Bela (HUN)	*0	1	*2	4	*5	6	*7	8	*9	10	11
3	ERDAL Dogan (TUR)	*0	0	*1	3	*4	6	*7	9	*10	10	11
	SZALAI Bela (HUN)	0	*2	3	*3	4	*4	5	*5	6	*8	8
4	ERDAL Dogan (TUR)	0	*1	1	*2	4	*5	5	*5	7	7	
	SZALAI Bela (HUN)	*0	1	*3	4	*4	5	*7	9	*9	11	
5	ERDAL Dogan (TUR)	*0	0	*1	3	*4	5	*5	6	*6	6	
	SZALAI Bela (HUN)	0	*2	3	*3	4	*5	7	*8	10	11	



FRI 21 JUL 2017

### Detailed Team Match Results

Start Time 13:00

TIMUCIN Avni (TUR)

3 - 1

BENCSIK Gergely (HUN)

Match 2		Match	1st Game	2nd Game	3rd Game	4th Game
TIMUCIN Avni	TUR	3	11	11	10	11
BENCSIK Gergely	HUN	1	4	8	12	7
	Duration	10min	2min	4min	0min	4min

Team Match No: TS40

Table: Table 9

Umpires:

Player Statistics	TIMUCIN Avni (TUR)					BENCSIK Gergely (HUN)				
	Game				Match	Game				Match
	1	2	3	4		1	2	3	4	
Points won	11	11	10	11	43	4	8	12	7	31
Biggest lead	7	5	-	4	7	-	2	3	1	3
Points won on own serve	7	5	4	4	20	3	4	5	3	15
Points lost on own serve	1	4	7	4	16	4	6	6	7	23
Most consecutive points won	4	7	3	4	7	2	2	3	3	3
Greatest deficit overcome	-	2	-	1	2	-	-	-	-	-
Handedness/Grip										

Match/Team Match Statistics	Game				Match
	1	2	3	4	
Longest rally (strokes)	8	11	-	7	11
Average rally	4	3	-	4	2

#### Game Progress

1	TIMUCIN Avni (TUR)	*0	2	*2	3	*5	7	*8	10	11				
	BENCSIK Gergely (HUN)	0	*0	2	*3	3	*3	4	*4	4				
2	TIMUCIN Avni (TUR)	0	*1	1	*3	5	*7	8	*9	10	*10	11		
	BENCSIK Gergely (HUN)	*0	1	*3	3	*3	3	*4	5	*6	8	8		
3	TIMUCIN Avni (TUR)	*0	0	*1	3	*3	4	*6	6	*8	9	*10	10	10
	BENCSIK Gergely (HUN)	0	*2	3	*3	5	*6	6	*8	8	*9	10	*11	12
4	TIMUCIN Avni (TUR)	0	*1	2	*3	5	*7	7	*8	9	11			
	BENCSIK Gergely (HUN)	*0	1	*2	3	*3	3	*5	6	*7	7			





FRI 21 JUL 2017

### Detailed Team Match Results

Start Time 13:00

OLCAS Garip (TUR)

3 - 1

MAKAI Akos Emil (HUN)

Match 3		Match	1st Game	2nd Game	3rd Game	4th Game
OLCAS /	TUR	3	11	11	8	11
MAKAI /	HUN	1	4	6	11	4
	Duration	11min	2min	3min	3min	3min

Team Match No: TD40

Table: Table 9

Umpires:

Player Statistics	OLCAS Garip (TUR)					MAKAI Akos Emil (HUN)				
	Game				Match	Game				Match
	1	2	3	4		1	2	3	4	
Points won	11	11	8	11	41	4	6	11	4	25
Biggest lead	7	5	1	7	7	-	1	3	-	3
Points won on own serve	6	5	5	6	22	2	3	6	3	14
Points lost on own serve	2	3	5	1	11	5	6	3	5	19
Most consecutive points won	6	5	2	3	6	3	3	3	2	3
Greatest deficit overcome	-	1	-	-	1	-	-	1	-	1
Handedness/Grip	-					-				

Match/Team Match Statistics	Game				Match
	1	2	3	4	
Longest rally (strokes)	6	12	8	5	12
Average rally	2	3	4	3	3

#### Game Progress

1	OLCAS Garip (TUR)	*0	2	*4	5	*5	6	*8	10	11		
	MAKAI Akos Emil (HUN)	0	*0	0	*1	3	*4	4	*4	4		
2	OLCAS Garip (TUR)	0	*1	2	*4	5	*5	7	*9	10	11	
	MAKAI Akos Emil (HUN)	*0	1	*2	2	*3	5	*5	5	*6	6	
3	OLCAS Garip (TUR)	*0	1	*2	3	*3	5	*6	7	*8	8	8
	MAKAI Akos Emil (HUN)	0	*1	2	*3	5	*5	6	*7	8	*10	11
4	OLCAS Garip (TUR)	0	*2	3	*4	6	*7	9	*10	11		
	MAKAI Akos Emil (HUN)	*0	0	*1	2	*2	3	*3	4	4		



FRI 21 JUL 2017

### Detailed Team Match Results

Start Time 13:00

TIMUCIN Avni (TUR)

3 - 0

SZALAI Bela (HUN)

Match 4		Match	1st Game	2nd Game	3rd Game
TIMUCIN Avni	TUR	3	11	11	11
SZALAI Bela	HUN	0	5	9	2
	Duration	7min	2min	3min	2min

Team Match No: TS40

Table: Table 9

Umpires:

Player Statistics	TIMUCIN Avni (TUR)				SZALAI Bela (HUN)			
	Game			Match	Game			Match
	1	2	3		1	2	3	
Points won	11	11	11	33	5	9	2	16
Biggest lead	6	4	9	9	1	-	-	1
Points won on own serve	6	4	6	16	3	3	1	7
Points lost on own serve	2	6	1	9	5	7	5	17
Most consecutive points won	4	4	5	5	2	2	1	2
Greatest deficit overcome	1	-	-	1	-	-	-	-
Handedness/Grip								

Match/Team Match Statistics	Game			Match
	1	2	3	
Longest rally (strokes)	6	11	12	12
Average rally	3	4	5	4

#### Game Progress

1	TIMUCIN Avni (TUR)	*0	1	*2	4	*5	7	*8	9	11		
	SZALAI Bela (HUN)	0	*1	2	*2	3	*3	4	*5	5		
2	TIMUCIN Avni (TUR)	0	*2	3	*3	5	*7	7	*9	9	*10	11
	SZALAI Bela (HUN)	*0	0	*1	3	*3	3	*5	5	*7	8	9
3	TIMUCIN Avni (TUR)	*0	2	*3	5	*7	8	*10	11			
	SZALAI Bela (HUN)	0	*0	1	*1	1	*2	2	2			

#### LEGEND

MS Men's Single

MT Men's Team

WS Women's Single

WT Women's Team

Note: "\*" server. The "Greatest deficit overcome" only applies when the player ends up winning the game.



FRI 21 JUL 2017

### Detailed Team Match Results

Start Time 15:45

Poland

0 - 3

Turkey

Team Match No: TD47

Table: Table 8

Umpires:

Match 1		Match	1st Game	2nd Game	3rd Game	4th Game
A	SZELIGA Adrian	POL	1	10	6	11
X	TIMUCIN Avni	TUR	3	12	11	8
Duration		16min	5min	4min	4min	3min

Match 2		Match	1st Game	2nd Game	3rd Game	4th Game
B	NOWAK Grzegorz	POL	1	6	11	6
Y	OLCAS Garip	TUR	3	11	6	11
Duration		11min	3min	3min	3min	2min

Match 3		Match	1st Game	2nd Game	3rd Game	4th Game
C	RUTOWSKI /	POL	1	9	7	11
Z	ERDOGAN /	TUR	3	11	11	4
Duration		18min	4min	4min	4min	6min

Duration of Team Match	00h45min
------------------------	----------

Player Statistics	Poland				Team Match	Turkey				Team Match
	Match					Match				
	1	2	3	4		1	2	3	4	
Points won	30	27	38	-	95	42	39	39	-	120
Biggest lead	5	5	7	-	7	8	7	5	-	8
Points won on own serve	14	16	23	-	53	19	22	24	-	65
Points lost on own serve	23	17	15	-	55	16	11	15	-	42
Most consecutive points won	4	5	6	-	6	7	4	6	-	7
Greatest deficit overcome	-	1	1	-	1	2	2	2	-	2

Match/Team Match Statistics	Match				Team Match
	1	2	3	4	
Longest rally (strokes)	10	7	11	-	11
Average rally	5	3	5	-	4



FRI 21 JUL 2017

## Detailed Team Match Results

Start Time 15:45

SZELIGA Adrian (POL)

1 - 3

TIMUCIN Avni (TUR)

Match 1		Match	1st Game	2nd Game	3rd Game	4th Game
SZELIGA Adrian	POL	1	10	6	11	3
TIMUCIN Avni	TUR	3	12	11	8	11
	Duration	16min	5min	4min	4min	3min

Team Match No: TS47

Table: Table 8

Umpires:

Player Statistics	SZELIGA Adrian (POL)					TIMUCIN Avni (TUR)				
	Game				Match	Game				Match
	1	2	3	4		1	2	3	4	
Points won	10	6	11	3	30	12	11	8	11	42
Biggest lead	2	1	5	-	5	2	5	-	8	8
Points won on own serve	4	2	6	2	14	5	4	5	5	19
Points lost on own serve	7	7	3	6	23	6	4	5	1	16
Most consecutive points won	3	4	3	1	4	4	6	3	7	7
Greatest deficit overcome	-	-	-	-	-	2	1	-	-	2
Handedness/Grip										

Match/Team Match Statistics	Game				Match
	1	2	3	4	
Longest rally (strokes)	9	10	9	8	10
Average rally	5	5	5	4	5

### Game Progress

1	SZELIGA Adrian (POL)	0	*1	1	*3	4	*5	6	*7	9	*10	10	*10	10
	TIMUCIN Avni (TUR)	*0	1	*3	3	*4	5	*6	7	*7	8	*10	11	12
2	SZELIGA Adrian (POL)	*0	0	*1	2	*4	5	*5	5	*6	6			
	TIMUCIN Avni (TUR)	0	*2	3	*4	4	*5	7	*9	10	11			
3	SZELIGA Adrian (POL)	0	*1	3	*4	5	*6	7	*9	10	*10	11		
	TIMUCIN Avni (TUR)	*0	1	*1	2	*3	4	*5	5	*6	8	8		
4	SZELIGA Adrian (POL)	*0	1	*1	1	*1	2	*3	3					
	TIMUCIN Avni (TUR)	0	*1	3	*5	7	*8	9	11					



FRI 21 JUL 2017

### Detailed Team Match Results

Start Time 15:45

NOWAK Grzegorz (POL)

1 - 3

OLCAS Garip (TUR)

Match 2		Match	1st Game	2nd Game	3rd Game	4th Game
NOWAK Grzegorz	POL	1	6	11	6	4
OLCAS Garip	TUR	3	11	6	11	11
	Duration	11min	3min	3min	3min	2min

Team Match No: TS47

Table: Table 8

Umpires:

Player Statistics	NOWAK Grzegorz (POL)					OLCAS Garip (TUR)				
	Game				Match	Game				Match
	1	2	3	4		1	2	3	4	
Points won	6	11	6	4	27	11	6	11	11	39
Biggest lead	2	5	2	-	5	5	1	5	7	7
Points won on own serve	3	6	5	2	16	6	3	8	5	22
Points lost on own serve	5	3	3	6	17	3	5	1	2	11
Most consecutive points won	3	5	2	2	5	4	2	4	4	4
Greatest deficit overcome	-	1	-	-	1	2	-	2	-	2
Handedness/Grip										

Match/Team Match Statistics	Game				Match
	1	2	3	4	
Longest rally (strokes)	7	6	7	6	7
Average rally	3	4	4	3	3

#### Game Progress

1	NOWAK Grzegorz (POL)	0	*1	3	*3	4	*5	5	*6	6	6
	OLCAS Garip (TUR)	*0	1	*1	3	*4	5	*7	8	*10	11
2	NOWAK Grzegorz (POL)	*0	1	*2	3	*4	5	*6	8	*10	11
	OLCAS Garip (TUR)	0	*1	2	*3	4	*5	6	*6	6	6
3	NOWAK Grzegorz (POL)	0	*1	3	*3	4	*4	5	*5	6	6
	OLCAS Garip (TUR)	*0	1	*1	3	*4	6	*7	9	*10	11
4	NOWAK Grzegorz (POL)	*0	0	*2	2	*2	3	*3	4	4	
	OLCAS Garip (TUR)	0	*2	2	*4	6	*7	9	*10	11	



FRI 21 JUL 2017

### Detailed Team Match Results

Start Time 15:45

RUTOWSKI Marek Jan (POL)

1 - 3

ERDOGAN Saffet (TUR)

Match 3		Match	1st Game	2nd Game	3rd Game	4th Game
RUTOWSKI /	POL	1	9	7	11	11
ERDOGAN /	TUR	3	11	11	4	13
	Duration	18min	4min	4min	4min	6min

Team Match No: TD47

Table: Table 8

Umpires:

Player Statistics	RUTOWSKI Marek Jan (POL)					ERDOGAN Saffet (TUR)				
	Game				Match	Game				Match
	1	2	3	4		1	2	3	4	
Points won	9	7	11	11	38	11	11	4	13	39
Biggest lead	-	2	7	1	7	5	4	1	4	5
Points won on own serve	5	5	6	7	23	6	8	2	8	24
Points lost on own serve	5	3	2	5	15	4	2	5	4	15
Most consecutive points won	3	4	6	3	6	5	6	1	3	6
Greatest deficit overcome	-	-	1	-	1	-	2	-	1	2
Handedness/Grip	-					-				

Match/Team Match Statistics	Game				Match
	1	2	3	4	
Longest rally (strokes)	11	7	9	9	11
Average rally	5	4	5	4	5

#### Game Progress

1	RUTOWSKI Marek Jan (POL)	*0	0	*0	1	*2	4	*5	6	*7	8	9				
	ERDOGAN Saffet (TUR)	0	*2	4	*5	6	*6	7	*8	9	*10	11				
2	RUTOWSKI Marek Jan (POL)	0	*0	2	*2	4	*6	7	*7	7	7					
	ERDOGAN Saffet (TUR)	*0	2	*2	4	*4	4	*5	7	*9	11					
3	RUTOWSKI Marek Jan (POL)	*0	1	*2	4	*5	6	*8	10	11						
	ERDOGAN Saffet (TUR)	0	*1	2	*2	3	*4	4	*4	4						
4	RUTOWSKI Marek Jan (POL)	0	*1	2	*2	3	*3	5	*6	7	*8	10	*11	11	*11	11
	ERDOGAN Saffet (TUR)	*0	1	*2	4	*5	7	*7	8	*9	10	*10	10	*11	12	13

#### LEGEND

MS Men's Single

MT Men's Team

WS Women's Single

WT Women's Team

Note: "\*" server. The "Greatest deficit overcome" only applies when the player ends up winning the game.



FRI 21 JUL 2017

### Detailed Team Match Results

Start Time 16:00

Thailandia

2 - 3

Hungary

Team Match No: TS48

Table: Table 9

Umpires:

Match 1			Match	1st Game	2nd Game	3rd Game
A	BUNPRASAN Sirisak	THA	0	12	2	3
X	BENCSIK Gergely	HUN	3	14	11	11
Duration			9min	4min	2min	3min

Match 2			Match	1st Game	2nd Game	3rd Game	4th Game	5th Game
B	PRATUEANGPAIBOON Wittaya	THA	3	7	11	5	11	11
Y	MAKAI Akos Emil	HUN	2	11	8	11	3	7
Duration			16min	2min	4min	3min	3min	4min

Match 3			Match
C	/	THA	0
Z	SZALAI /	HUN	3
Duration			0min

Match 4			Match	1st Game	2nd Game	3rd Game	4th Game	5th Game
B	PRATUEANGPAIBOON Wittaya	THA	3	11	1	11	9	11
X	BENCSIK Gergely	HUN	2	9	11	6	11	6
Duration			20min	4min	3min	5min	4min	4min

Match 5			Match	1st Game	2nd Game	3rd Game
A	BUNPRASAN Sirisak	THA	0	7	5	8
Y	MAKAI Akos Emil	HUN	3	11	11	11
Duration			7min	2min	2min	3min

Duration of Team Match	00h52min
------------------------	----------

Player Statistics	Thailandia				Hungary			
	Match			Team Match	Match			Team Match
	1	2	3		1	2	3	
Points won	17	45	-	125	36	40	-	152
Biggest lead	3	8	-	8	9	6	-	10
Points won on own serve	10	20	-	71	19	18	-	82
Points lost on own serve	17	22	-	70	7	25	-	54
Most consecutive points won	3	8	-	8	9	6	-	9
Greatest deficit overcome	-	2	-	2	3	1	-	3

Match/Team Match Statistics	Match			Team Match
	1	2	3	
Longest rally (strokes)	12	15	-	15
Average rally	2	4	-	3



FRI 21 JUL 2017

### Detailed Team Match Results

Start Time 16:00

BUNPRASAN Sirisak (THA)

0 - 3

BENCSIK Gergely (HUN)

Match 1		Match	1st Game	2nd Game	3rd Game
BUNPRASAN Sirisak	THA	0	12	2	3
BENCSIK Gergely	HUN	3	14	11	11
	Duration	9min	4min	2min	3min

Team Match No: TS48

Table: Table 9

Umpires:

Player Statistics	BUNPRASAN Sirisak (THA)				BENCSIK Gergely (HUN)			
	Game			Match	Game			Match
	1	2	3		1	2	3	
Points won	12	2	3	17	14	11	11	36
Biggest lead	3	-	1	3	2	9	8	9
Points won on own serve	7	1	2	10	8	6	5	19
Points lost on own serve	6	5	6	17	5	1	1	7
Most consecutive points won	3	1	2	3	4	9	7	9
Greatest deficit overcome	-	-	-	-	3	-	1	3
Handedness/Grip								

Match/Team Match Statistics	Game			Match
	1	2	3	
Longest rally (strokes)	7	3	12	12
Average rally	2	-	4	2

#### Game Progress

1	BUNPRASAN Sirisak (THA)	*0	1	*2	4	*5	6	*6	7	*9	10	*10	11	*11	11	*12	12	12
	BENCSIK Gergely (HUN)	0	*1	2	*2	3	*4	6	*7	7	*8	10	*10	11	*12	12	*13	14
2	BUNPRASAN Sirisak (THA)	0	*0	0	*0	0	*1	2	2									
	BENCSIK Gergely (HUN)	*0	2	*4	6	*8	9	*10	11									
3	BUNPRASAN Sirisak (THA)	*0	1	*1	2	*3	3	*3	3									
	BENCSIK Gergely (HUN)	0	*1	3	*4	5	*7	9	11									





FRI 21 JUL 2017

### Detailed Team Match Results

Start Time 16:00

PRATUEANGPAIBOON Wittaya (THA)

3 - 2

MAKAI Akos Emil (HUN)

Match 2		Match	1st Game	2nd Game	3rd Game	4th Game	5th Game
PRATUEANGPAIBOON Wittaya	THA	3	7	11	5	11	11
MAKAI Akos Emil	HUN	2	11	8	11	3	7
	Duration	16min	2min	4min	3min	3min	4min

Team Match No: TS48

Table: Table 9

Umpires:

Player Statistics	PRATUEANGPAIBOON Wittaya (THA)						MAKAI Akos Emil (HUN)						
	Game					Match	Game					Match	
	1	2	3	4	5		1	2	3	4	5		
Points won	7	11	5	11	11	45	11	8	11	3	4	7	40
Biggest lead	1	3	1	8	4	8	4	2	6	-	-	-	6
Points won on own serve	3	5	1	6	5	20	6	3	4	1	4	4	18
Points lost on own serve	5	5	7	2	3	22	4	6	4	5	6	6	25
Most consecutive points won	3	5	3	8	3	8	5	3	6	3	2	2	6
Greatest deficit overcome	-	2	-	-	-	2	1	-	1	-	-	-	1
Handedness/Grip													

Match/Team Match Statistics	Game					Match
	1	2	3	4	5	
Longest rally (strokes)	7	15	8	8	13	15
Average rally	3	5	6	4	4	4

#### Game Progress

1	PRATUEANGPAIBOON Wittaya (THA)	0	*0	1	*3	4	*5	6	*6	6	7	
	MAKAI Akos Emil (HUN)	*0	2	*3	3	*4	5	*6	8	*10	11	
2	PRATUEANGPAIBOON Wittaya (THA)	*0	1	*1	3	*5	6	*7	7	*9	10	11
	MAKAI Akos Emil (HUN)	0	*1	3	*3	3	*4	5	*7	7	*8	8
3	PRATUEANGPAIBOON Wittaya (THA)	0	*1	1	*3	4	*5	5	*5	5		
	MAKAI Akos Emil (HUN)	*0	1	*3	3	*4	5	*7	9	11		
4	PRATUEANGPAIBOON Wittaya (THA)	*0	2	*3	3	*5	7	*9	11			
	MAKAI Akos Emil (HUN)	0	*0	1	*3	3	*3	3	3			
5	PRATUEANGPAIBOON Wittaya (THA)	0	*1	3	*4	5	*6	7	*8	9	11	
	MAKAI Akos Emil (HUN)	*0	1	*1	2	*3	4	*5	6	*7	7	



FRI 21 JUL 2017

## Detailed Team Match Results

Start Time 16:00

\_ (THA)

0 - 3

SZALAI Bela (HUN)

Match 3	Match
_ / THA	0
SZALAI / HUN	3
Duration	0min

Team Match No: TD48

Table: Table 9

Umpires:



FRI 21 JUL 2017

### Detailed Team Match Results

Start Time 16:00

PRATUEANGPAIBOON Wittaya (THA)

3 - 2

BENCSIK Gergely (HUN)

Match 4		Match	1st Game	2nd Game	3rd Game	4th Game	5th Game
PRATUEANGPAIBOON Wittaya	THA	3	11	1	11	9	11
BENCSIK Gergely	HUN	2	9	11	6	11	6
	Duration	20min	4min	3min	5min	4min	4min

Team Match No: TS48

Table: Table 9

Umpires:

Player Statistics	PRATUEANGPAIBOON Wittaya (THA)						BENCSIK Gergely (HUN)					
	Game					Match	Game					Match
	1	2	3	4	5		1	2	3	4	5	
Points won	11	1	11	9	11	43	9	11	6	11	6	43
Biggest lead	4	-	6	1	5	6	1	10	-	3	-	10
Points won on own serve	5	1	7	6	7	26	4	6	4	7	4	25
Points lost on own serve	5	5	2	4	2	18	6	-	4	3	4	17
Most consecutive points won	5	1	6	2	4	6	3	9	2	3	2	9
Greatest deficit overcome	1	-	-	-	-	1	-	-	-	1	-	1
Handedness/Grip												

Match/Team Match Statistics	Game					Match
	1	2	3	4	5	
Longest rally (strokes)	8	10	14	6	6	14
Average rally	3	4	4	3	3	3

#### Game Progress

1	PRATUEANGPAIBOON Wittaya (THA)	*0	1	*2	3	*4	6	*8	9	*10	10	11
	BENCSIK Gergely (HUN)	0	*1	2	*3	4	*4	4	*5	6	*8	9
2	PRATUEANGPAIBOON Wittaya (THA)	0	*0	1	*1	1	*1	1				
	BENCSIK Gergely (HUN)	*0	2	*3	5	*7	9	11				
3	PRATUEANGPAIBOON Wittaya (THA)	*0	2	*4	6	*6	7	*8	9	*10	11	
	BENCSIK Gergely (HUN)	0	*0	0	*0	2	*3	4	*5	6	6	
4	PRATUEANGPAIBOON Wittaya (THA)	0	*1	2	*2	4	*4	6	*7	7	*8	9
	BENCSIK Gergely (HUN)	*0	1	*2	4	*4	6	*6	7	*9	10	11
5	PRATUEANGPAIBOON Wittaya (THA)	*0	2	*2	4	*6	7	*8	9	*10	11	
	BENCSIK Gergely (HUN)	0	*0	2	*2	2	*3	4	*5	6	6	



FRI 21 JUL 2017

### Detailed Team Match Results

Start Time 16:00

BUNPRASAN Sirisak (THA)

0 - 3

MAKAI Akos Emil (HUN)

Match 5		Match	1st Game	2nd Game	3rd Game
BUNPRASAN Sirisak	THA	0	7	5	8
MAKAI Akos Emil	HUN	3	11	11	11
	Duration	7min	2min	2min	3min

Team Match No: TS48

Table: Table 9

Umpires:

Player Statistics	BUNPRASAN Sirisak (THA)				MAKAI Akos Emil (HUN)			
	Game			Match	Game			Match
	1	2	3		1	2	3	
Points won	7	5	8	20	11	11	11	33
Biggest lead	1	-	2	2	4	6	4	6
Points won on own serve	7	3	5	15	8	6	6	20
Points lost on own serve	3	5	5	13	-	2	3	5
Most consecutive points won	2	2	3	3	3	4	4	4
Greatest deficit overcome	-	-	-	-	1	-	2	2
Handedness/Grip								

Match/Team Match Statistics	Game			Match
	1	2	3	
Longest rally (strokes)	8	7	11	11
Average rally	3	3	3	3

#### Game Progress

1	BUNPRASAN Sirisak (THA)	*0	1	*1	3	*3	4	*4	6	*6	7
	MAKAI Akos Emil (HUN)	0	*1	3	*3	5	*6	8	*8	10	11
2	BUNPRASAN Sirisak (THA)	0	*0	1	*1	2	*3	3	*4	5	
	MAKAI Akos Emil (HUN)	*0	2	*3	5	*6	7	*9	10	11	
3	BUNPRASAN Sirisak (THA)	*0	1	*3	3	*3	4	*4	6	*7	8
	MAKAI Akos Emil (HUN)	0	*1	1	*3	5	*6	8	*8	9	*10

#### LEGEND

MS Men's Single

MT Men's Team

WS Women's Single

WT Women's Team

Note: "\*" server. The "Greatest deficit overcome" only applies when the player ends up winning the game.



## Draw

Group A						Matches		
Rank	Id		a	b	c	Played	Won	Lost
1	a	KONDRATOVA Anna Alexandrovna (RUS)	---	3-0 - 0-3	3-0 - 0-3	2	2	0
2	b	LEE Ahhyun (KOR)	0-3 - 3-0	---	3-0 - 0-3	2	1	1
3	c	ANIMASHAUN Ganiyat (NGR)	0-3 - 3-0	0-3 - 3-0	---	2	0	2

Group B						Matches		
Rank	Id		a	b	c	Played	Won	Lost
1	a	JURKOVA Eva (SVK)	---	3-0 - 0-3	3-0 - 0-3	2	2	0
2	b	TAKAOKA Risato (JPN)	0-3 - 3-0	---	3-1 - 1-3	2	1	1
3	c	SZECSI Krisztina (HUN)	0-3 - 3-0	1-3 - 3-1	---	2	0	2

Group C						Matches		
Rank	Id		a	b	c	Played	Won	Lost
1	a	SHI Ce (CHN)	---	3-0 - 0-3	3-0 - 0-3	2	2	0
2	b	MONTIEL Kelly Johanna (COL)	0-3 - 3-0	---	3-1 - 1-3	2	1	1
3	c	MARIC Stana (CRO)	0-3 - 3-0	1-3 - 3-1	---	2	0	2

Group D						Matches		
Rank	Id		a	b	c	Played	Won	Lost
1	a	HUANG Meng Ping (CHN)	---	3-0 - 0-3	3-0 - 0-3	2	2	0
2	b	GUBANOVA Diana (RUS)	0-3 - 3-0	---	3-0 - 0-3	2	1	1
3	c	PANDEY Archana (IND)	0-3 - 3-0	0-3 - 3-0	---	2	0	2

Group E						Matches			
Rank	Id		a	b	c	d	Played	Won	Lost
1	a	LIN Huan (CHN)	---	3-0 - 0-3	3-0 - 0-3		2	2	0
2	b	KUDRIASHOVA Anastasiia (RUS)	0-3 - 3-0	---	3-0 - 0-3		2	1	1
3	c	RODRIGUES Thais (BRA)	0-3 - 3-0	0-3 - 3-0	---		2	0	2
	d	AKYAZ Meltem (TUR)				---	0	0	0

Group F						Matches		
Rank	Id		a	b	c	Played	Won	Lost
1	a	VASYLIEVA Mariia (UKR)	---	3-0 - 0-3	3-0 - 0-3	2	2	0
2	b	KAHRAMAN Emine (TUR)	0-3 - 3-0	---	3-0 - 0-3	2	1	1
3	c	JIMOH Idayat (NGR)	0-3 - 3-0	0-3 - 3-0	---	2	0	2

Group G						Matches		
Rank	Id		a	b	c	Played	Won	Lost
1	a	ZAVINOVSKA Karyna (UKR)	---	3-0 - 0-3	3-0 - 0-3	2	2	0
2	b	DORSZ Monika (POL)	0-3 - 3-0	---	3-1 - 1-3	2	1	1

Approval date/time: SAT 29 JUL 2017 21:00

Referee: \_\_\_\_\_

ITTF TD: \_\_\_\_\_

TTW001000\_75A 2.0

Page 1 / 4

Report Created SAT 29 JUL 2017 21:00



### Draw

3	c	SAHA Poli (IND)	0-3 - 3-0	1-3 - 3-1	---	2	0	2
---	---	-----------------	-----------	-----------	-----	---	---	---

Group H							Matches		
Rank	Id		a	b	c	d	Played	Won	Lost
1	a	WANG Zhe (CHN)	---	3-0 - 0-3	3-0 - 0-3		2	2	0
2	b	KHODKO Iuliia (UKR)	0-3 - 3-0	---	3-1 - 1-3		2	1	1
3	c	KIM Seoyoung (KOR)	0-3 - 3-0	1-3 - 3-1	---		2	0	2
	d	AKYAZ Meltem (TUR)				---	0	0	0

Group J							Matches		
Rank	Id		a	b	c		Played	Won	Lost
1	a	FEKETE Zsuzsanna (HUN)	---	3-0 - 0-3	3-0 - 0-3		2	2	0
2	b	WERNHARDT Charis (GER)	0-3 - 3-0	---	3-0 - 0-3		2	1	1
3	c	BALDER Paola (CRO)	0-3 - 3-0	0-3 - 3-0	---		2	0	2

Group K							Matches		
Rank	Id		a	b	c		Played	Won	Lost
1	a	KAWASAKI Mizue (JPN)	---	3-1 - 1-3	3-0 - 0-3		2	2	0
2	b	MARKOVICH Ksenia (RUS)	1-3 - 3-1	---	3-0 - 0-3		2	1	1
3	c	IOLA Pamela (HUN)	0-3 - 3-0	0-3 - 3-0	---		2	0	2

Group L							Matches		
Rank	Id		a	b	c	d	Played	Won	Lost
1	a	GHOSH Suravi (IND)	---	3-1 - 1-3	3-1 - 1-3		2	2	0
2	b	HRIBAR Anamarija (CRO)	1-3 - 3-1	---	3-0 - 0-3		2	1	1
3	c	AKYAZ Meltem (TUR)	1-3 - 3-1	0-3 - 3-0	---		2	0	2
	d	LEE Jiyeun (KOR)				---	0	0	0

Group M							Matches		
Rank	Id		a	b	c		Played	Won	Lost
1	a	NUEVO Abrienne (PHI)	---	3-1 - 1-3	3-0 - 0-3		2	2	0
2	b	ZYLA Iwona Ewa (POL)	1-3 - 3-1	---	3-0 - 0-3		2	1	1
3	c	AKYUZ Dilem (TUR)	0-3 - 3-0	0-3 - 3-0	---		2	0	2

Group P							Matches			
Rank	Id		a	b	c	d	e	Played	Won	Lost
1	a	LEE Jiyeun (KOR)	---	3-0 - 0-3	3-0 - 0-3			2	2	0
1	b	STARIKOVA Larysa (UKR)	0-3 - 3-0	---	3-0 - 0-3		3-0 - 0-3	3	2	1
3	c	GOMES Shineya (IND)	0-3 - 3-0	0-3 - 3-0	---		3-0 - 0-3	3	1	2
3	d	LEE Ahhyun (KOR)				---	3-0 - 0-3	1	1	0
5	e	COSTA Maria (BRA)		0-3 - 3-0	0-3 - 3-0	0-3 - 3-0	---	3	0	3

Approval date/time: SAT 29 JUL 2017 21:00

Referee: \_\_\_\_\_

ITTF TD: \_\_\_\_\_

TTW001000\_75A 2.0

Page 2 / 4

Report Created SAT 29 JUL 2017 21:00



## Draw

Group Q							Matches		
Rank	Id		a	b	c	d	Played	Won	Lost
1	a	KAMEZAWA Riho (JPN)	---	3-0 - 0-3	3-0 - 0-3	3-0 - 0-3	3	3	0
2	b	MOLL Annalena (GER)	0-3 - 3-0	---	3-0 - 0-3	3-0 - 0-3	3	2	1
3	c	BEDOYA Angie Lizeth (COL)	0-3 - 3-0	0-3 - 3-0	---	3-1 - 1-3	3	1	2
4	d	CIFTKURAN Nevroz (TUR)	0-3 - 3-0	0-3 - 3-0	1-3 - 3-1	---	3	0	3

Approval date/time: SAT 29 JUL 2017 21:00

Referee: \_\_\_\_\_

ITTF TD: \_\_\_\_\_

TTW001000\_75A 2.0

Page 3 / 4

Report Created SAT 29 JUL 2017 21:00





## Draw

Round of 32	Round of 16	Quarter-finals	Semi-finals	Gold-medal Match
KONDRATOVA A. RUS BYE	KONDRATOVA A. RUS	KONDRATOVA A. RUS 4-0	KONDRATOVA A. RUS 4-1	<p><b>GOLD</b></p> <p>SHI C. CHN 4-0</p> <p>THU 27 JUL 11:00 (T1) <b>HUANG Meng Ping</b> 4-3</p> <p><b>SILVER</b></p> <p>HUANG M. CHN 4-2</p> <p><b>SHI Ce</b></p> <p><b>BRONZE</b></p> <p>KONDRATOVA Anna Alexand</p>
KAHRAMAN E. TUR WED 26 JUL 14:15 (T1) KAWASAKI M. JPN	WED 26 JUL 17:15 (T1) KAWASAKI M. JPN 4-0	THU 27 JUL 09:00 (T1) KONDRATOVA A. RUS 4-0		
FEKETE Z. HUN WED 26 JUL 14:15 (T2) HRIBAR A. CRO	WED 26 JUL 17:15 (T2) FEKETE Z. HUN 4-0	THU 27 JUL 09:00 (T1) LIN H. CHN 4-0	THU 27 JUL 10:00 (T2) KONDRATOVA A. RUS 4-1	
KHODKO I. UKR WED 26 JUL 14:15 (T3) LIN H. CHN	WED 26 JUL 17:15 (T2) LIN H. CHN 4-3	THU 27 JUL 09:00 (T4) SHI C. CHN 4-0	THU 27 JUL 10:00 (T2) SHI C. CHN 4-3	
ZAVINOVSKA K. UKR WED 26 JUL 14:15 (T4) MOLL A. GER	WED 26 JUL 17:15 (T3) ZAVINOVSKA K. UKR 4-1	THU 27 JUL 09:00 (T4) ZAVINOVSKA K. UKR 4-2	THU 27 JUL 10:00 (T2) SHI C. CHN 4-3	
LEE J. KOR WED 26 JUL 14:15 (T5) TAKAOKA R. JPN	WED 26 JUL 17:15 (T3) LEE J. KOR 4-0	THU 27 JUL 09:00 (T4) SHI C. CHN 4-0	THU 27 JUL 10:00 (T2) SHI C. CHN 4-3	
GUBANOVA D. RUS WED 26 JUL 14:15 (T7) ZYLA I. POL	WED 26 JUL 17:15 (T4) ZYLA I. POL 4-3	THU 27 JUL 09:00 (T4) SHI C. CHN 4-0	THU 27 JUL 10:00 (T2) SHI C. CHN 4-3	
SHI C. CHN BYE	SHI C. CHN			
HUANG M. CHN BYE	HUANG M. CHN			
MONTIEL B. COL WED 26 JUL 15:00 (T1) NUEVO A. PHI	WED 26 JUL 17:15 (T5) NUEVO A. PHI 4-0	THU 27 JUL 09:00 (T7) HUANG M. CHN 4-0	THU 27 JUL 10:00 (T3) HUANG M. CHN 4-0	
GHOSH S. IND WED 26 JUL 15:00 (T2) DORSZ M. POL	WED 26 JUL 17:15 (T7) GHOSH S. IND 4-1	THU 27 JUL 09:00 (T7) KUDRIASHOVA A. RUS 4-0	THU 27 JUL 10:00 (T3) HUANG M. CHN 4-0	
KUDRIASHOVA A. RUS WED 26 JUL 15:00 (T3) VASYLIEVA M. UKR	WED 26 JUL 17:15 (T7) KUDRIASHOVA A. RUS 4-2	THU 27 JUL 09:00 (T9) WANG Z. CHN 4-1	THU 27 JUL 10:00 (T3) HUANG M. CHN 4-2	
WANG Z. CHN WED 26 JUL 15:00 (T4) WERNHARDT C. GER	WED 26 JUL 17:15 (T8) WANG Z. CHN 4-0	THU 27 JUL 09:00 (T9) WANG Z. CHN 4-1	THU 27 JUL 10:00 (T3) HUANG M. CHN 4-2	
KAMEZAWA R. JPN WED 26 JUL 15:00 (T5) LEE A. KOR	WED 26 JUL 17:15 (T8) KAMEZAWA R. JPN 4-0	THU 27 JUL 09:00 (T9) WANG Z. CHN 4-1	THU 27 JUL 10:00 (T3) HUANG M. CHN 4-2	
MARKOVICH K. RUS WED 26 JUL 15:00 (T7) STARIKOVA L. UKR	WED 26 JUL 17:15 (T9) STARIKOVA L. UKR 4-0	THU 27 JUL 09:00 (T9) WANG Z. CHN 4-1	THU 27 JUL 10:00 (T3) HUANG M. CHN 4-2	
BYE	WED 26 JUL 17:15 (T9) JURKOVA E. SVK 4-1	THU 27 JUL 09:00 (T9) WANG Z. CHN 4-1	THU 27 JUL 10:00 (T3) HUANG M. CHN 4-2	
JURKOVA E. SVK	JURKOVA E. SVK			

Approval date/time: SAT 29 JUL 2017 21:00

Referee: \_\_\_\_\_

ITTF TD: \_\_\_\_\_

TTW001000\_75A 2.0

Page 4 / 4

Report Created SAT 29 JUL 2017 21:00







TUE 25 JUL 2017

## Match Results

Start Time 11:30

KONDRATOVA Anna Alexandrovna ( 3 - 0

LEE Ahhyun (KOR)

### Game Summary

		Match	1st Game	2nd Game	3rd Game
KONDRATOVA Anna Alexandrovna	RUS	3	11	11	11
LEE Ahhyun	KOR	0	4	5	5
Duration		7min	2min	2min	3min

Match No: WS1

Table: Table 1

Umpires:

Player Statistics	KONDRATOVA Anna Alexandrovna (RUS)				LEE Ahhyun (KOR)			
	Game			Match	Game			Match
	1	2	3		1	2	3	
Points won	11	11	11	33	4	5	5	14
Biggest lead	7	6	6	7	-	1	3	3
Points won on own serve	7	6	4	17	3	3	1	7
Points lost on own serve	1	2	4	7	4	5	7	16
Most consecutive points won	4	6	5	6	1	2	3	3
Greatest deficit overcome	-	1	3	3	-	-	-	-
Handedness/Grip								

Game/Match Statistics	Game			Match
	1	2	3	
Longest rally (strokes)	7	7	6	7
Average rally	4	4	3	4

### Game Progress

1	KONDRATOVA Anna Alexandrovna (RU)	*0	2	*3	5	*6	8	*9	10	11
	LEE Ahhyun (KOR)	0	*0	1	*1	2	*2	3	*4	4
2	KONDRATOVA Anna Alexandrovna (RU)	0	*1	2	*3	5	*7	8	*9	11
	LEE Ahhyun (KOR)	*0	1	*2	3	*3	3	*4	5	5
3	KONDRATOVA Anna Alexandrovna (RU)	*0	0	*1	3	*5	6	*8	9	11
	LEE Ahhyun (KOR)	0	*2	3	*3	3	*4	4	*5	5

### LEGEND

\* Server

MS Men's Single

MT Men's Team

No. Number

WS Women's Single

WT Women's Team

Note: The "Greatest deficit overcome" only applies when the player ends up winning the game.



TUE 25 JUL 2017

## Match Results

Start Time 16:00

KONDRATOVA Anna Alexandrovna ( 3 - 0

ANIMASHAUN Ganiyat (NGR)

### Game Summary

		Match	1st Game	2nd Game	3rd Game
KONDRATOVA Anna Alexandrovna	RUS	3	11	11	11
ANIMASHAUN Ganiyat	NGR	0	0	0	0
Duration		0min	0min	0min	0min

Match No: WS15

Table: Table 1

Umpires:

Player Statistics	KONDRATOVA Anna Alexandrovna (RUS)				ANIMASHAUN Ganiyat (NGR)			
	Game			Match	Game			Match
	1	2	3		1	2	3	
Points won	-	-	-	-	-	-	-	-
Biggest lead	-	-	-	-	-	-	-	-
Points won on own serve	-	-	-	-	-	-	-	-
Points lost on own serve	-	-	-	-	-	-	-	-
Most consecutive points won	-	-	-	-	-	-	-	-
Greatest deficit overcome	-	-	-	-	-	-	-	-
Handedness/Grip								

Game/Match Statistics	Game			Match
	1	2	3	
Longest rally (strokes)	-	-	-	-
Average rally	-	-	-	-

### LEGEND

\* Server

MS Men's Single

MT Men's Team

No. Number

WS Women's Single

WT Women's Team

**Note:** The "Greatest deficit overcome" only applies when the player ends up winning the game.



WED 26 JUL 2017

## Match Results

Start Time 11:30

ANIMASHAUN Ganiyat (NGR)

0 - 3

LEE Ahhyun (KOR)

### Game Summary

		Match	1st Game	2nd Game	3rd Game
ANIMASHAUN Ganiyat	NGR	0	0	0	0
LEE Ahhyun	KOR	3	11	11	11
Duration		0min	0min	0min	0min

Match No: WS29

Table: Table 1

Umpires:

Player Statistics	ANIMASHAUN Ganiyat (NGR)				LEE Ahhyun (KOR)			
	Game			Match	Game			Match
	1	2	3		1	2	3	
Points won	-	-	-	-	-	-	-	-
Biggest lead	-	-	-	-	-	-	-	-
Points won on own serve	-	-	-	-	-	-	-	-
Points lost on own serve	-	-	-	-	-	-	-	-
Most consecutive points won	-	-	-	-	-	-	-	-
Greatest deficit overcome	-	-	-	-	-	-	-	-
Handedness/Grip								

Game/Match Statistics	Game			Match
	1	2	3	
Longest rally (strokes)	-	-	-	-
Average rally	-	-	-	-

### LEGEND

\* Server

MS Men's Single

MT Men's Team

No. Number

WS Women's Single

WT Women's Team

**Note:** The "Greatest deficit overcome" only applies when the player ends up winning the game.



TUE 25 JUL 2017

## Match Results

Start Time 11:30

JURKOVA Eva (SVK)

3 - 0

SZECSI Krisztina (HUN)

### Game Summary

		Match	1st Game	2nd Game	3rd Game
JURKOVA Eva	SVK	3	11	11	11
SZECSI Krisztina	HUN	0	2	6	3
Duration		1min	0min	0min	1min

Match No: WS2

Table: Table 2

Umpires:

Player Statistics	JURKOVA Eva (SVK)				SZECSI Krisztina (HUN)			
	Game			Match	Game			Match
	1	2	3		1	2	3	
Points won	11	11	11	33	2	6	3	11
Biggest lead	9	7	8	9	-	-	-	-
Points won on own serve	4	7	5	16	-	4	2	6
Points lost on own serve	2	2	1	5	7	4	6	17
Most consecutive points won	6	7	6	7	1	3	1	3
Greatest deficit overcome	-	-	-	-	-	-	-	-
Handedness/Grip								

Game/Match Statistics	Game			Match
	1	2	3	
Longest rally (strokes)	-	-	6	6
Average rally	-	-	2	1

### Game Progress

1	JURKOVA Eva (SVK)	0	*2	4	*6	7	*9	10	11		
	SZECSI Krisztina (HUN)	*0	0	*0	0	*1	1	*2	2		
2	JURKOVA Eva (SVK)	*0	2	*2	4	*6	8	*9	9	*10	11
	SZECSI Krisztina (HUN)	0	*0	2	*2	2	*2	3	*5	6	6
3	JURKOVA Eva (SVK)	0	*2	3	*5	7	*8	10	11		
	SZECSI Krisztina (HUN)	*0	0	*1	1	*1	2	*2	3		

### LEGEND

\* Server

MS Men's Single

MT Men's Team

No. Number

WS Women's Single

WT Women's Team

Note: The "Greatest deficit overcome" only applies when the player ends up winning the game.



TUE 25 JUL 2017

### Match Results

Start Time 16:00

JURKOVA Eva (SVK)

3 - 0

TAKAOKA Risato (JPN)

#### Game Summary

		Match	1st Game	2nd Game	3rd Game
JURKOVA Eva	SVK	3	11	11	11
TAKAOKA Risato	JPN	0	1	9	8
Duration		11min	2min	4min	5min

Match No: WS16

Table: Table 2

Umpires:

Player Statistics	JURKOVA Eva (SVK)				TAKAOKA Risato (JPN)			
	Game			Match	Game			Match
	1	2	3		1	2	3	
Points won	11	11	11	33	1	9	8	18
Biggest lead	10	5	5	10	-	1	-	1
Points won on own serve	6	6	6	18	1	5	4	10
Points lost on own serve	-	4	4	8	5	5	5	15
Most consecutive points won	7	6	4	7	1	4	3	4
Greatest deficit overcome	-	1	-	1	-	-	-	-
Handedness/Grip								

Game/Match Statistics	Game			Match
	1	2	3	
Longest rally (strokes)	7	11	8	11
Average rally	4	4	4	4

#### Game Progress

1	JURKOVA Eva (SVK)	*0	2	*4	6	*7	9	11		
	TAKAOKA Risato (JPN)	0	*0	0	*0	1	*1	1		
2	JURKOVA Eva (SVK)	0	*1	3	*5	6	*7	8	*9	10
	TAKAOKA Risato (JPN)	*0	1	*1	1	*2	3	*4	5	*6
3	JURKOVA Eva (SVK)	*0	1	*3	4	*5	7	*8	9	10
	TAKAOKA Risato (JPN)	0	*1	1	*2	3	*3	4	*5	7

#### LEGEND

\* Server

MS Men's Single

MT Men's Team

No. Number

WS Women's Single

WT Women's Team

Note: The "Greatest deficit overcome" only applies when the player ends up winning the game.



WED 26 JUL 2017

### Match Results

Start Time 11:30

TAKAOKA Risato (JPN)

3 - 1

SZECSI Krisztina (HUN)

#### Game Summary

		Match	1st Game	2nd Game	3rd Game	4th Game
<b>TAKAOKA Risato</b>	<b>JPN</b>	<b>3</b>	11	5	11	11
<b>SZECSI Krisztina</b>	<b>HUN</b>	<b>1</b>	6	11	6	3
Duration		<b>12min</b>	3min	3min	3min	3min

Match No: WS30

Table: Table 2

Umpires:

Player Statistics	TAKAOKA Risato (JPN)					SZECSI Krisztina (HUN)				
	Game				Match	Game				Match
	1	2	3	4		1	2	3	4	
Points won	11	5	11	11	<b>38</b>	6	11	6	3	<b>26</b>
Biggest lead	7	1	6	8	<b>8</b>	-	6	-	-	<b>6</b>
Points won on own serve	5	3	6	4	<b>18</b>	2	6	3	1	<b>12</b>
Points lost on own serve	4	5	3	2	<b>14</b>	6	2	5	7	<b>20</b>
Most consecutive points won	5	1	6	8	<b>8</b>	5	3	4	2	<b>5</b>
Greatest deficit overcome	-	-	-	-	-	-	1	-	-	<b>1</b>
Handedness/Grip										

Game/Match Statistics	Game				Match
	1	2	3	4	
Longest rally (strokes)	6	5	11	11	<b>11</b>
Average rally	3	3	4	4	<b>3</b>

#### Game Progress

1	TAKAOKA Risato (JPN)	*0	2	*4	5	*7	8	*8	8	*10	11
	SZECSI Krisztina (HUN)	0	*0	0	*1	1	*2	4	*6	6	<b>6</b>
2	TAKAOKA Risato (JPN)	0	*1	1	*2	3	*3	4	*4	5	
	SZECSI Krisztina (HUN)	*0	1	*3	4	*5	7	*8	10	11	
3	TAKAOKA Risato (JPN)	*0	2	*4	6	*6	6	*8	9	*10	11
	SZECSI Krisztina (HUN)	0	*0	0	*0	2	*4	4	*5	6	<b>6</b>
4	TAKAOKA Risato (JPN)	0	*2	2	*3	5	*7	9	11		
	SZECSI Krisztina (HUN)	*0	0	*2	3	*3	3	*3	3		

#### LEGEND

\* Server

MS Men's Single

MT Men's Team

No. Number

WS Women's Single

WT Women's Team

Note: The "Greatest deficit overcome" only applies when the player ends up winning the game.



TUE 25 JUL 2017

### Match Results

Start Time 11:30

SHI Ce (CHN)

3 - 0

MONTIEL Kelly Johanna (COL)

#### Game Summary

		Match	1st Game	2nd Game	3rd Game
<b>SHI Ce</b>	<b>CHN</b>	<b>3</b>	11	11	11
MONTIEL Kelly Johanna	COL	0	4	1	1
Duration		6min	2min	2min	2min

Match No: WS3

Table: Table 3

Umpires:

Player Statistics	SHI Ce (CHN)				MONTIEL Kelly Johanna (COL)			
	Game			Match	Game			Match
	1	2	3		1	2	3	
Points won	11	11	11	33	4	1	1	6
Biggest lead	8	10	10	10	-	-	-	-
Points won on own serve	5	5	5	15	2	-	-	2
Points lost on own serve	2	1	1	4	6	6	6	18
Most consecutive points won	8	9	10	10	3	1	1	3
Greatest deficit overcome	-	-	-	-	-	-	-	-
Handedness/Grip								

Game/Match Statistics	Game			Match
	1	2	3	
Longest rally (strokes)	6	7	7	7
Average rally	3	3	4	3

#### Game Progress

1	SHI Ce (CHN)	0	*1	3	*5	7	*9	9	*10	11
	MONTIEL Kelly Johanna (COL)	*0	1	*1	1	*1	1	*3	4	4
2	SHI Ce (CHN)	*0	2	*4	6	*8	9	11		
	MONTIEL Kelly Johanna (COL)	0	*0	0	*0	0	*1	1		
3	SHI Ce (CHN)	0	*2	4	*6	8	*10	11		
	MONTIEL Kelly Johanna (COL)	*0	0	*0	0	*0	0	1		

#### LEGEND

\* Server

MS Men's Single

MT Men's Team

No. Number

WS Women's Single

WT Women's Team

Note: The "Greatest deficit overcome" only applies when the player ends up winning the game.

TTW001A03\_73A 1.0

Page 1 / 1

Report Created TUE 25 JUL 2017 11:57



TUE 25 JUL 2017

### Match Results

Start Time 16:00

SHI Ce (CHN)

3 - 0

MARIC Stana (CRO)

#### Game Summary

		Match	1st Game	2nd Game	3rd Game
SHI Ce	CHN	3	11	11	11
MARIC Stana	CRO	0	3	1	2
Duration		6min	2min	2min	2min

Match No: WS17

Table: Table 3

Umpires:

Player Statistics	SHI Ce (CHN)				MARIC Stana (CRO)			
	Game			Match	Game			Match
	1	2	3		1	2	3	
Points won	11	11	11	33	3	1	2	6
Biggest lead	8	10	9	10	-	-	-	-
Points won on own serve	6	5	5	16	3	-	1	4
Points lost on own serve	-	1	1	2	5	6	6	17
Most consecutive points won	6	9	6	9	2	1	1	2
Greatest deficit overcome	-	-	-	-	-	-	-	-
Handedness/Grip								

Game/Match Statistics	Game			Match
	1	2	3	
Longest rally (strokes)	10	9	20	20
Average rally	3	4	5	4

#### Game Progress

1	SHI Ce (CHN)	0	*1	3	*5	7	*7	9	11
	MARIC Stana (CRO)	*0	1	*1	1	*1	3	*3	3
2	SHI Ce (CHN)	*0	2	*4	6	*8	9	11	
	MARIC Stana (CRO)	0	*0	0	*0	0	*1	1	
3	SHI Ce (CHN)	0	*2	3	*5	7	*8	10	11
	MARIC Stana (CRO)	*0	0	*1	1	*1	2	*2	2

#### LEGEND

\* Server

MS Men's Single

MT Men's Team

No. Number

WS Women's Single

WT Women's Team

Note: The "Greatest deficit overcome" only applies when the player ends up winning the game.





WED 26 JUL 2017

### Match Results

Start Time 11:30

MARIC Stana (CRO)

1 - 3

MONTIEL Kelly Johanna (COL)

#### Game Summary

		Match	1st Game	2nd Game	3rd Game	4th Game
MARIC Stana	CRO	1	11	4	9	9
MONTIEL Kelly Johanna	COL	3	9	11	11	11
	Duration	15min	4min	3min	4min	4min

Match No: WS31

Table: Table 3

Umpires:

Player Statistics	MARIC Stana (CRO)					MONTIEL Kelly Johanna (COL)				
	Game				Match	Game				Match
	1	2	3	4		1	2	3	4	
Points won	11	4	9	9	33	9	11	11	11	42
Biggest lead	5	-	1	1	5	-	7	2	4	7
Points won on own serve	8	2	6	6	22	7	6	7	7	27
Points lost on own serve	2	5	4	4	15	3	2	3	3	11
Most consecutive points won	4	3	2	4	4	4	5	2	3	5
Greatest deficit overcome	-	-	-	-	-	-	-	1	1	1
Handedness/Grip										

Game/Match Statistics	Game				Match
	1	2	3	4	
Longest rally (strokes)	8	10	12	14	14
Average rally	4	4	4	5	4

#### Game Progress

1	MARIC Stana (CRO)	*0	2	*3	5	*6	7	*7	8	*8	10	11
	MONTIEL Kelly Johanna (COL)	0	*0	1	*1	2	*3	5	*6	8	*8	9
2	MARIC Stana (CRO)	0	*0	1	*1	1	*3	4	*4	4		
	MONTIEL Kelly Johanna (COL)	*0	2	*3	5	*7	7	*8	10	11		
3	MARIC Stana (CRO)	*0	1	*2	3	*4	5	*6	7	*7	9	9
	MONTIEL Kelly Johanna (COL)	0	*1	2	*3	4	*5	6	*7	9	*9	11
4	MARIC Stana (CRO)	0	*0	1	*1	3	*4	5	*6	8	*9	9
	MONTIEL Kelly Johanna (COL)	*0	2	*3	5	*5	6	*7	8	*8	9	11

#### LEGEND

\* Server

MS Men's Single

MT Men's Team

No. Number

WS Women's Single

WT Women's Team

Note: The "Greatest deficit overcome" only applies when the player ends up winning the game.



TUE 25 JUL 2017

### Match Results

Start Time 11:30

HUANG Meng Ping (CHN)

3 - 0

PANDEY Archana (IND)

#### Game Summary

		Match	1st Game	2nd Game	3rd Game
HUANG Meng Ping	CHN	3	11	11	11
PANDEY Archana	IND	0	3	4	2
Duration		7min	2min	3min	2min

Match No: WS4

Table: Table 4

Umpires:

Player Statistics	HUANG Meng Ping (CHN)				PANDEY Archana (IND)			
	Game			Match	Game			Match
	1	2	3		1	2	3	
Points won	11	11	11	33	3	4	2	9
Biggest lead	8	9	9	9	-	-	-	-
Points won on own serve	5	6	4	15	2	2	-	4
Points lost on own serve	1	2	2	5	6	5	7	18
Most consecutive points won	7	9	7	9	2	3	1	3
Greatest deficit overcome	-	-	-	-	-	-	-	-
Handedness/Grip								

Game/Match Statistics	Game			Match
	1	2	3	
Longest rally (strokes)	4	8	4	8
Average rally	2	2	1	2

#### Game Progress

1	HUANG Meng Ping (CHN)	0	*1	3	*5	7	*8	9	11	
	PANDEY Archana (IND)	*0	1	*1	1	*1	2	*3	3	
2	HUANG Meng Ping (CHN)	*0	2	*4	6	*8	9	*9	10	11
	PANDEY Archana (IND)	0	*0	0	*0	0	*1	3	*4	4
3	HUANG Meng Ping (CHN)	0	*2	3	*5	7	*9	10	11	
	PANDEY Archana (IND)	*0	0	*1	1	*1	1	*2	2	

#### LEGEND

\* Server

MS Men's Single

MT Men's Team

No. Number

WS Women's Single

WT Women's Team

Note: The "Greatest deficit overcome" only applies when the player ends up winning the game.



TUE 25 JUL 2017

### Match Results

Start Time 16:00

**HUANG Meng Ping (CHN)**

**3 - 0**

**GUBANOVA Diana (RUS)**

#### Game Summary

		Match	1st Game	2nd Game	3rd Game
<b>HUANG Meng Ping</b>	<b>CHN</b>	<b>3</b>	11	11	11
GUBANOVA Diana	RUS	0	5	1	8
Duration		6min	2min	1min	3min

Match No: WS18

Table: Table 4

Umpires:

Player Statistics	HUANG Meng Ping (CHN)				GUBANOVA Diana (RUS)			
	Game			Match	Game			Match
	1	2	3		1	2	3	
Points won	11	11	11	33	5	1	8	14
Biggest lead	6	10	4	10	1	1	2	2
Points won on own serve	5	5	5	15	2	-	4	6
Points lost on own serve	3	1	4	8	6	6	6	18
Most consecutive points won	4	11	4	11	3	1	3	3
Greatest deficit overcome	1	1	2	2	-	-	-	-
Handedness/Grip								

Game/Match Statistics	Game			Match
	1	2	3	
Longest rally (strokes)	9	5	5	9
Average rally	3	1	2	2

#### Game Progress

1	<b>HUANG Meng Ping (CHN)</b>	0	*2	2	*3	5	*6	7	*9	11		
	GUBANOVA Diana (RUS)	*0	0	*2	3	*3	4	*5	5	5		
2	<b>HUANG Meng Ping (CHN)</b>	*0	1	*3	5	*7	9	11				
	GUBANOVA Diana (RUS)	0	*1	1	*1	1	*1	1				
3	<b>HUANG Meng Ping (CHN)</b>	0	*1	1	*3	4	*6	8	*8	9	*10	11
	GUBANOVA Diana (RUS)	*0	1	*3	3	*4	4	*4	6	*7	8	8

#### LEGEND

\* Server

**MS** Men's Single

**MT** Men's Team

**No.** Number

**WS** Women's Single

**WT** Women's Team

**Note:** The "Greatest deficit overcome" only applies when the player ends up winning the game.



WED 26 JUL 2017

### Match Results

Start Time 11:30

GUBANOVA Diana (RUS)

3 - 0

PANDEY Archana (IND)

#### Game Summary

		Match	1st Game	2nd Game	3rd Game
GUBANOVA Diana	RUS	3	13	11	11
PANDEY Archana	IND	0	11	3	5
Duration		9min	4min	2min	3min

Match No: WS32

Table: Table 4

Umpires:

Player Statistics	GUBANOVA Diana (RUS)				PANDEY Archana (IND)			
	Game			Match	Game			Match
	1	2	3		1	2	3	
Points won	13	11	11	35	11	3	5	19
Biggest lead	2	8	6	8	3	-	1	3
Points won on own serve	8	8	6	22	7	3	3	13
Points lost on own serve	4	-	2	6	5	3	5	13
Most consecutive points won	2	7	5	7	3	2	3	3
Greatest deficit overcome	3	-	1	3	-	-	-	-
Handedness/Grip								

Game/Match Statistics	Game			Match
	1	2	3	
Longest rally (strokes)	7	7	5	7
Average rally	2	3	2	2

#### Game Progress

1	GUBANOVA Diana (RUS)	0	*0	2	*2	3	*4	5	*6	8	*9	10	*11	11	*12	13
	PANDEY Archana (IND)	*0	2	*2	4	*5	6	*7	8	*8	9	*10	10	*11	11	11
2	GUBANOVA Diana (RUS)	*0	2	*2	4	*6	8	*9	11							
	PANDEY Archana (IND)	0	*0	2	*2	2	*2	3	3							
3	GUBANOVA Diana (RUS)	0	*1	2	*4	6	*6	7	*9	11						
	PANDEY Archana (IND)	*0	1	*2	2	*2	4	*5	5	5						

#### LEGEND

\* Server

MS Men's Single

MT Men's Team

No. Number

WS Women's Single

WT Women's Team

Note: The "Greatest deficit overcome" only applies when the player ends up winning the game.



TUE 25 JUL 2017

### Match Results

Start Time 11:30

LIN Huan (CHN)

3 - 0

RODRIGUES Thais (BRA)

#### Game Summary

		Match	1st Game	2nd Game	3rd Game
LIN Huan	CHN	3	11	11	11
RODRIGUES Thais	BRA	0	3	2	2
Duration		6min	2min	2min	2min

Match No: WS5

Table: Table 5

Umpires:

Player Statistics	LIN Huan (CHN)				RODRIGUES Thais (BRA)			
	Game			Match	Game			Match
	1	2	3		1	2	3	
Points won	11	11	11	33	3	2	2	7
Biggest lead	8	9	9	9	1	-	-	1
Points won on own serve	6	6	7	19	1	2	2	5
Points lost on own serve	2	-	-	2	5	5	4	14
Most consecutive points won	5	7	7	7	2	1	1	2
Greatest deficit overcome	1	-	-	1	-	-	-	-
Handedness/Grip								

Game/Match Statistics	Game			Match
	1	2	3	
Longest rally (strokes)	7	6	10	10
Average rally	3	3	3	3

#### Game Progress

1	LIN Huan (CHN)	*0	1	*2	4	*6	7	*9	11
	RODRIGUES Thais (BRA)	0	*1	2	*2	2	*3	3	3
2	LIN Huan (CHN)	0	*1	3	*4	6	*8	10	11
	RODRIGUES Thais (BRA)	*0	1	*1	2	*2	2	*2	2
3	LIN Huan (CHN)	*0	2	*4	6	*7	9	*10	11
	RODRIGUES Thais (BRA)	0	*0	0	*0	1	*1	2	2

#### LEGEND

\* Server

MS Men's Single

MT Men's Team

No. Number

WS Women's Single

WT Women's Team

Note: The "Greatest deficit overcome" only applies when the player ends up winning the game.



TUE 25 JUL 2017

### Match Results

Start Time 16:00

LIN Huan (CHN)

3 - 0

KUDRIASHOVA Anastasiia (RUS)

#### Game Summary

		Match	1st Game	2nd Game	3rd Game
<b>LIN Huan</b>	<b>CHN</b>	<b>3</b>	11	11	11
KUDRIASHOVA Anastasiia	RUS	0	8	2	5
Duration		8min	3min	2min	3min

Match No: WS19

Table: Table 5

Umpires:

Player Statistics	LIN Huan (CHN)				KUDRIASHOVA Anastasiia (RUS)			
	Game			Match	Game			Match
	1	2	3		1	2	3	
Points won	11	11	11	33	8	2	5	15
Biggest lead	3	9	6	9	3	-	-	3
Points won on own serve	6	7	6	19	5	2	3	10
Points lost on own serve	3	-	2	5	5	4	5	14
Most consecutive points won	5	7	3	7	3	1	1	3
Greatest deficit overcome	3	-	-	3	-	-	-	-
Handedness/Grip								

Game/Match Statistics	Game			Match
	1	2	3	
Longest rally (strokes)	9	12	8	12
Average rally	4	5	4	4

#### Game Progress

1	LIN Huan (CHN)	0	*0	1	*3	5	*6	6	*7	9	*10	11
	KUDRIASHOVA Anastasiia (RUS)	*0	2	*3	3	*3	4	*6	7	*7	8	8
2	LIN Huan (CHN)	*0	2	*4	6	*7	9	*10	11			
	KUDRIASHOVA Anastasiia (RUS)	0	*0	0	*0	1	*1	2	2			
3	LIN Huan (CHN)	0	*2	3	*4	5	*6	8	*9	11		
	KUDRIASHOVA Anastasiia (RUS)	*0	0	*1	2	*3	4	*4	5	5		

#### LEGEND

\* Server

MS Men's Single

MT Men's Team

No. Number

WS Women's Single

WT Women's Team

Note: The "Greatest deficit overcome" only applies when the player ends up winning the game.



WED 26 JUL 2017

### Match Results

Start Time 11:30

**KUDRIASHOVA Anastasiia (RUS)**

**3 - 0**

**RODRIGUES Thais (BRA)**

#### Game Summary

		Match	1st Game	2nd Game	3rd Game
<b>KUDRIASHOVA Anastasiia</b>	<b>RUS</b>	<b>3</b>	11	11	11
<b>RODRIGUES Thais</b>	<b>BRA</b>	<b>0</b>	4	2	4
Duration		<b>6min</b>	2min	2min	2min

Match No: WS33

Table: Table 5

Umpires:

Player Statistics	KUDRIASHOVA Anastasiia (RUS)				RODRIGUES Thais (BRA)			
	Game			Match	Game			Match
	1	2	3		1	2	3	
Points won	11	11	11	<b>33</b>	4	2	4	<b>10</b>
Biggest lead	7	9	7	<b>9</b>	-	1	-	<b>1</b>
Points won on own serve	7	5	4	<b>16</b>	3	1	-	<b>4</b>
Points lost on own serve	1	1	4	<b>6</b>	4	6	7	<b>17</b>
Most consecutive points won	3	6	5	<b>6</b>	1	1	2	<b>2</b>
Greatest deficit overcome	-	1	-	<b>1</b>	-	-	-	<b>-</b>
Handedness/Grip								

Game/Match Statistics	Game			Match
	1	2	3	
Longest rally (strokes)	5	9	5	<b>9</b>
Average rally	3	3	3	<b>3</b>

#### Game Progress

1	<b>KUDRIASHOVA Anastasiia (RUS)</b>	*0	2	*3	5	*6	8	*9	10	<b>11</b>
	<b>RODRIGUES Thais (BRA)</b>	0	*0	1	*1	2	*2	3	*4	<b>4</b>
2	<b>KUDRIASHOVA Anastasiia (RUS)</b>	0	*1	3	*5	6	*8	10	<b>11</b>	
	<b>RODRIGUES Thais (BRA)</b>	*0	1	*1	1	*2	2	*2	<b>2</b>	
3	<b>KUDRIASHOVA Anastasiia (RUS)</b>	*0	2	*4	5	*7	7	*9	10	<b>11</b>
	<b>RODRIGUES Thais (BRA)</b>	0	*0	0	*1	1	*3	3	*4	<b>4</b>

#### LEGEND

\* Server

**MS** Men's Single

**MT** Men's Team

**No.** Number

**WS** Women's Single

**WT** Women's Team

**Note:** The "Greatest deficit overcome" only applies when the player ends up winning the game.



TUE 25 JUL 2017

## Match Results

Start Time 11:30

VASYLIEVA Mariia (UKR)

3 - 0

KAHRAMAN Emine (TUR)

### Game Summary

		Match	1st Game	2nd Game	3rd Game
VASYLIEVA Mariia	UKR	3	11	11	11
KAHRAMAN Emine	TUR	0	6	6	2
Duration		9min	4min	3min	2min

Match No: WS6

Table: Table 7

Umpires:

Player Statistics	VASYLIEVA Mariia (UKR)				KAHRAMAN Emine (TUR)			
	Game			Match	Game			Match
	1	2	3		1	2	3	
Points won	11	11	11	33	6	6	2	14
Biggest lead	5	5	9	9	1	2	-	2
Points won on own serve	4	5	6	15	1	3	1	5
Points lost on own serve	5	3	1	9	7	6	5	18
Most consecutive points won	4	5	7	7	2	2	1	2
Greatest deficit overcome	1	2	-	2	-	-	-	-
Handedness/Grip								

Game/Match Statistics	Game			Match
	1	2	3	
Longest rally (strokes)	7	5	5	7
Average rally	3	3	2	3

### Game Progress

1	VASYLIEVA Mariia (UKR)	*0	1	*2	3	*5	5	*7	8	*10	11
	KAHRAMAN Emine (TUR)	0	*1	2	*3	3	*5	5	*6	6	6
2	VASYLIEVA Mariia (UKR)	0	*0	2	*4	5	*7	8	*9	10	11
	KAHRAMAN Emine (TUR)	*0	2	*2	2	*3	3	*4	5	*6	6
3	VASYLIEVA Mariia (UKR)	*0	2	*4	6	*7	8	*10	11		
	KAHRAMAN Emine (TUR)	0	*0	0	*0	1	*2	2	2		

### LEGEND

\* Server

MS Men's Single

MT Men's Team

No. Number

WS Women's Single

WT Women's Team

Note: The "Greatest deficit overcome" only applies when the player ends up winning the game.





TUE 25 JUL 2017

### Match Results

Start Time 16:00

VASYLIEVA Mariia (UKR)

3 - 0

JIMOH Idayat (NGR)

#### Game Summary

		Match	1st Game	2nd Game	3rd Game
VASYLIEVA Mariia	UKR	3	11	11	11
JIMOH Idayat	NGR	0	0	0	0
Duration		0min	0min	0min	0min

Match No: WS20

Table: Table 7

Umpires:

Player Statistics	VASYLIEVA Mariia (UKR)				JIMOH Idayat (NGR)			
	Game			Match	Game			Match
	1	2	3		1	2	3	
Points won	11	11	11	33	-	-	-	-
Biggest lead	11	11	11	11	-	-	-	-
Points won on own serve	6	5	6	17	-	-	-	-
Points lost on own serve	-	-	-	-	5	6	5	16
Most consecutive points won	11	11	11	11	-	-	-	-
Greatest deficit overcome	-	-	-	-	-	-	-	-
Handedness/Grip								

Game/Match Statistics	Game			Match
	1	2	3	
Longest rally (strokes)	-	-	-	-
Average rally	-	-	-	-

#### Game Progress

1	VASYLIEVA Mariia (UKR)	*0	2	*4	6	*8	10	11
	JIMOH Idayat (NGR)	0	*0	0	*0	0	*0	0
2	VASYLIEVA Mariia (UKR)	0	*2	4	*6	8	*10	11
	JIMOH Idayat (NGR)	*0	0	*0	0	*0	0	0
3	VASYLIEVA Mariia (UKR)	*0	2	*4	6	*8	10	11
	JIMOH Idayat (NGR)	0	*0	0	*0	0	*0	0

#### LEGEND

\* Server

MS Men's Single

MT Men's Team

No. Number

WS Women's Single

WT Women's Team

**Note:** The "Greatest deficit overcome" only applies when the player ends up winning the game.



WED 26 JUL 2017

## Match Results

Start Time 11:30

JIMOH Idayat (NGR)

0 - 3

KAHRAMAN Emine (TUR)

### Game Summary

		Match	1st Game	2nd Game	3rd Game
JIMOH Idayat	NGR	0	0	0	0
KAHRAMAN Emine	TUR	3	11	11	11
Duration		0min	0min	0min	0min

Match No: WS34

Table: Table 7

Umpires:

Player Statistics	JIMOH Idayat (NGR)				KAHRAMAN Emine (TUR)			
	Game			Match	Game			Match
	1	2	3		1	2	3	
Points won	-	-	-	-	-	-	-	-
Biggest lead	-	-	-	-	-	-	-	-
Points won on own serve	-	-	-	-	-	-	-	-
Points lost on own serve	-	-	-	-	-	-	-	-
Most consecutive points won	-	-	-	-	-	-	-	-
Greatest deficit overcome	-	-	-	-	-	-	-	-
Handedness/Grip								

Game/Match Statistics	Game			Match
	1	2	3	
Longest rally (strokes)	-	-	-	-
Average rally	-	-	-	-

### LEGEND

\* Server

MS Men's Single

MT Men's Team

No. Number

WS Women's Single

WT Women's Team

**Note:** The "Greatest deficit overcome" only applies when the player ends up winning the game.



TUE 25 JUL 2017

### Match Results

Start Time 11:30

ZAVINOVSKA Karyna (UKR)

3 - 0

SAHA Poli (IND)

#### Game Summary

		Match	1st Game	2nd Game	3rd Game
ZAVINOVSKA Karyna	UKR	3	11	11	11
SAHA Poli	IND	0	6	5	3
Duration		8min	3min	3min	2min

Match No: WS7

Table: Table 8

Umpires:

Player Statistics	ZAVINOVSKA Karyna (UKR)				SAHA Poli (IND)			
	Game			Match	Game			Match
	1	2	3		1	2	3	
Points won	11	11	11	33	6	5	3	14
Biggest lead	6	7	8	8	-	-	1	1
Points won on own serve	5	5	5	15	3	2	2	7
Points lost on own serve	3	3	1	7	6	6	6	18
Most consecutive points won	4	4	8	8	2	2	2	2
Greatest deficit overcome	-	-	1	1	-	-	-	-
Handedness/Grip								

Game/Match Statistics	Game			Match
	1	2	3	
Longest rally (strokes)	10	8	6	10
Average rally	4	4	4	4

#### Game Progress

1	ZAVINOVSKA Karyna (UKR)	0	*2	2	*4	6	*7	9	*9	10	11
	SAHA Poli (IND)	*0	0	*2	2	*2	3	*3	5	*6	6
2	ZAVINOVSKA Karyna (UKR)	*0	2	*4	5	*6	7	*9	10	11	
	SAHA Poli (IND)	0	*0	0	*1	2	*3	3	*4	5	
3	ZAVINOVSKA Karyna (UKR)	0	*1	3	*5	7	*8	9	11		
	SAHA Poli (IND)	*0	1	*1	1	*1	2	*3	3		

#### LEGEND

\* Server

MS Men's Single

MT Men's Team

No. Number

WS Women's Single

WT Women's Team

Note: The "Greatest deficit overcome" only applies when the player ends up winning the game.



TUE 25 JUL 2017

### Match Results

Start Time 16:00

ZAVINOVSKA Karyna (UKR)

3 - 0

DORSZ Monika (POL)

#### Game Summary

		Match	1st Game	2nd Game	3rd Game
ZAVINOVSKA Karyna	UKR	3	11	11	11
DORSZ Monika	POL	0	4	5	5
Duration		6min	2min	2min	2min

Match No: WS21

Table: Table 8

Umpires:

Player Statistics	ZAVINOVSKA Karyna (UKR)				DORSZ Monika (POL)			
	Game			Match	Game			Match
	1	2	3		1	2	3	
Points won	11	11	11	33	4	5	5	14
Biggest lead	7	6	6	7	2	-	-	2
Points won on own serve	5	5	6	16	1	2	3	6
Points lost on own serve	3	3	2	8	6	6	5	17
Most consecutive points won	6	4	4	6	2	2	2	2
Greatest deficit overcome	2	-	-	2	-	-	-	-
Handedness/Grip								

Game/Match Statistics	Game			Match
	1	2	3	
Longest rally (strokes)	4	5	9	9
Average rally	2	3	3	3

#### Game Progress

1	ZAVINOVSKA Karyna (UKR)	*0	0	*2	4	*6	7	*8	10	11
	DORSZ Monika (POL)	0	*2	2	*2	2	*3	4	*4	4
2	ZAVINOVSKA Karyna (UKR)	0	*2	3	*5	6	*6	8	*10	11
	DORSZ Monika (POL)	*0	0	*1	1	*2	4	*4	4	5
3	ZAVINOVSKA Karyna (UKR)	*0	2	*3	4	*5	7	*8	9	11
	DORSZ Monika (POL)	0	*0	1	*2	3	*3	4	*5	5

#### LEGEND

\* Server

MS Men's Single

MT Men's Team

No. Number

WS Women's Single

WT Women's Team

Note: The "Greatest deficit overcome" only applies when the player ends up winning the game.



WED 26 JUL 2017

### Match Results

Start Time 11:30

DORSZ Monika (POL)

3 - 1

SAHA Poli (IND)

#### Game Summary

		Match	1st Game	2nd Game	3rd Game	4th Game
<b>DORSZ Monika</b>	<b>POL</b>	<b>3</b>	11	11	4	11
<b>SAHA Poli</b>	<b>IND</b>	<b>1</b>	8	3	11	7
Duration		<b>14min</b>	4min	3min	3min	4min

Match No: WS35

Table: Table 8

Umpires:

Player Statistics	DORSZ Monika (POL)					SAHA Poli (IND)				
	Game				Match	Game				Match
	1	2	3	4		1	2	3	4	
Points won	11	11	4	11	37	8	3	11	7	29
Biggest lead	4	8	1	4	8	-	-	7	1	7
Points won on own serve	7	3	3	7	20	5	-	6	6	17
Points lost on own serve	3	3	5	1	12	4	8	1	4	17
Most consecutive points won	4	3	1	5	5	3	1	8	2	8
Greatest deficit overcome	-	-	-	1	1	-	-	1	-	1
Handedness/Grip										

Game/Match Statistics	Game				Match
	1	2	3	4	
Longest rally (strokes)	11	11	13	14	14
Average rally	4	4	4	4	4

#### Game Progress

1	DORSZ Monika (POL)	*0	1	*3	5	*5	6	*7	8	*8	10	11
	SAHA Poli (IND)	0	*1	1	*1	3	*4	5	*6	8	*8	8
2	DORSZ Monika (POL)	0	*2	3	*5	6	*8	9	11			
	SAHA Poli (IND)	*0	0	*1	1	*2	2	*3	3			
3	DORSZ Monika (POL)	*0	1	*2	3	*3	3	*3	4	4		
	SAHA Poli (IND)	0	*1	2	*3	5	*7	9	*10	11		
4	DORSZ Monika (POL)	0	*1	3	*3	5	*5	6	*7	9	11	
	SAHA Poli (IND)	*0	1	*1	3	*3	5	*6	7	*7	7	

#### LEGEND

\* Server

MS Men's Single

MT Men's Team

No. Number

WS Women's Single

WT Women's Team

Note: The "Greatest deficit overcome" only applies when the player ends up winning the game.

TTW001A07\_73A 1.0

Page 1 / 1

Report Created TUE 25 JUL 2017 11:58



TUE 25 JUL 2017

### Match Results

Start Time 11:30

KHODKO Iuliia (UKR)

0 - 3

WANG Zhe (CHN)

#### Game Summary

		Match	1st Game	2nd Game	3rd Game
KHODKO Iuliia	UKR	0	6	2	8
WANG Zhe	CHN	3	11	11	11
Duration		8min	2min	2min	4min

Match No: WS8

Table: Table 9

Umpires:

Player Statistics	KHODKO Iuliia (UKR)				WANG Zhe (CHN)			
	Game			Match	Game			Match
	1	2	3		1	2	3	
Points won	6	2	8	16	11	11	11	33
Biggest lead	-	-	1	1	5	9	3	9
Points won on own serve	4	1	3	8	7	5	5	17
Points lost on own serve	4	6	6	16	2	1	5	8
Most consecutive points won	2	1	4	4	2	5	4	5
Greatest deficit overcome	-	-	-	-	-	-	1	1
Handedness/Grip								

Game/Match Statistics	Game			Match
	1	2	3	
Longest rally (strokes)	9	6	11	11
Average rally	3	4	4	4

#### Game Progress

1	KHODKO Iuliia (UKR)	0	*1	1	*2	3	*3	5	*5	6	6	
	WANG Zhe (CHN)	*0	1	*3	4	*5	7	*7	9	*10	11	
2	KHODKO Iuliia (UKR)	*0	0	*1	1	*1	2	*2	2			
	WANG Zhe (CHN)	0	*2	3	*5	7	*8	10	11			
3	KHODKO Iuliia (UKR)	0	*1	1	*2	4	*5	5	*6	7	*8	8
	WANG Zhe (CHN)	*0	1	*3	4	*4	5	*7	8	*9	10	11

#### LEGEND

\* Server

MS Men's Single

MT Men's Team

No. Number

WS Women's Single

WT Women's Team

Note: The "Greatest deficit overcome" only applies when the player ends up winning the game.



TUE 25 JUL 2017

### Match Results

Start Time 16:00

**KHODKO Iuliia (UKR)**

**3 - 1**

**KIM Seoyoung (KOR)**

#### Game Summary

		Match	1st Game	2nd Game	3rd Game	4th Game
<b>KHODKO Iuliia</b>	<b>UKR</b>	<b>3</b>	11	11	11	11
<b>KIM Seoyoung</b>	<b>KOR</b>	<b>1</b>	13	6	8	6
Duration		<b>18min</b>	5min	4min	4min	5min

Match No: WS22

Table: Table 9

Umpires:

Player Statistics	KHODKO Iuliia (UKR)					KIM Seoyoung (KOR)				
	Game				Match	Game				Match
	1	2	3	4		1	2	3	4	
Points won	11	11	11	11	<b>44</b>	13	6	8	6	<b>33</b>
Biggest lead	1	5	6	5	<b>6</b>	3	-	-	1	<b>3</b>
Points won on own serve	4	5	6	5	<b>20</b>	5	3	4	3	<b>15</b>
Points lost on own serve	8	3	4	3	<b>18</b>	7	6	5	6	<b>24</b>
Most consecutive points won	4	5	6	6	<b>6</b>	4	4	2	2	<b>4</b>
Greatest deficit overcome	-	-	-	1	<b>1</b>	1	-	-	-	<b>1</b>
Handedness/Grip										

Game/Match Statistics	Game				Match
	1	2	3	4	
Longest rally (strokes)	6	8	8	9	<b>9</b>
Average rally	3	4	4	4	<b>4</b>

#### Game Progress

1	KHODKO Iuliia (UKR)	*0	0	*2	3	*4	4	*5	6	*7	9	*10	10	*11	11	11
	KIM Seoyoung (KOR)	0	*2	2	*3	4	*6	7	*8	9	*9	10	*11	11	*12	13
2	KHODKO Iuliia (UKR)	0	*1	2	*4	6	*6	6	*8	10	11					
	KIM Seoyoung (KOR)	*0	1	*2	2	*2	4	*6	6	*6	6					
3	KHODKO Iuliia (UKR)	*0	2	*4	6	*6	7	*8	9	*10	10	11				
	KIM Seoyoung (KOR)	0	*0	0	*0	2	*3	4	*5	6	*8	8				
4	KHODKO Iuliia (UKR)	0	*1	2	*3	4	*6	8	*9	10	11					
	KIM Seoyoung (KOR)	*0	1	*2	3	*4	4	*4	5	*6	6					

#### LEGEND

\* Server

**MS** Men's Single

**MT** Men's Team

**No.** Number

**WS** Women's Single

**WT** Women's Team

**Note:** The "Greatest deficit overcome" only applies when the player ends up winning the game.



WED 26 JUL 2017

### Match Results

Start Time 11:30

KIM Seoyoung (KOR)

0 - 3

WANG Zhe (CHN)

#### Game Summary

		Match	1st Game	2nd Game	3rd Game
KIM Seoyoung	KOR	0	4	7	7
WANG Zhe	CHN	3	11	11	11
Duration		11min	3min	4min	4min

Match No: WS36

Table: Table 9

Umpires:

Player Statistics	KIM Seoyoung (KOR)				WANG Zhe (CHN)			
	Game			Match	Game			Match
	1	2	3		1	2	3	
Points won	4	7	7	18	11	11	11	33
Biggest lead	-	2	1	2	7	4	4	7
Points won on own serve	2	6	2	10	6	7	5	18
Points lost on own serve	5	4	6	15	2	1	5	8
Most consecutive points won	1	2	2	2	4	5	3	5
Greatest deficit overcome	-	-	-	-	-	2	1	2
Handedness/Grip								

Game/Match Statistics	Game			Match
	1	2	3	
Longest rally (strokes)	8	8	11	11
Average rally	4	4	4	4

#### Game Progress

1	KIM Seoyoung (KOR)	0	*0	1	*1	1	*2	3	*4	4	
	WANG Zhe (CHN)	*0	2	*3	5	*7	8	*9	10	11	
2	KIM Seoyoung (KOR)	*0	2	*2	4	*4	5	*6	7	*7	7
	WANG Zhe (CHN)	0	*0	2	*2	4	*5	6	*7	9	11
3	KIM Seoyoung (KOR)	0	*1	2	*3	3	*5	5	*6	7	7
	WANG Zhe (CHN)	*0	1	*2	3	*5	5	*7	8	*9	11

#### LEGEND

\* Server

MS Men's Single

MT Men's Team

No. Number

WS Women's Single

WT Women's Team

Note: The "Greatest deficit overcome" only applies when the player ends up winning the game.





TUE 25 JUL 2017

## Match Results

Start Time 12:00

**FEKETE Zsuzsanna (HUN)**

**3 - 0**

**WERNHARDT Charis (GER)**

### Game Summary

		Match	1st Game	2nd Game	3rd Game
<b>FEKETE Zsuzsanna</b>	<b>HUN</b>	<b>3</b>	11	11	11
WERNHARDT Charis	GER	0	1	4	1
Duration		6min	2min	2min	2min

Match No: WS9

Table: Table 1

Umpires:

Player Statistics	FEKETE Zsuzsanna (HUN)				WERNHARDT Charis (GER)			
	Game			Match	Game			Match
	1	2	3		1	2	3	
Points won	11	11	11	33	1	4	1	6
Biggest lead	10	7	10	10	-	-	-	-
Points won on own serve	5	6	6	17	-	2	1	3
Points lost on own serve	1	2	-	3	6	5	5	16
Most consecutive points won	8	5	9	9	1	1	1	1
Greatest deficit overcome	-	-	-	-	-	-	-	-
Handedness/Grip								

Game/Match Statistics	Game			Match
	1	2	3	
Longest rally (strokes)	21	13	12	21
Average rally	6	5	6	6

### Game Progress

1	<b>FEKETE Zsuzsanna (HUN)</b>	0	*2	3	*5	7	*9	11		
	WERNHARDT Charis (GER)	*0	0	*1	1	*1	1	1		
2	<b>FEKETE Zsuzsanna (HUN)</b>	*0	2	*3	4	*5	7	*9	10	11
	WERNHARDT Charis (GER)	0	*0	1	*2	3	*3	3	*4	4
3	<b>FEKETE Zsuzsanna (HUN)</b>	0	*2	4	*6	8	*9	11		
	WERNHARDT Charis (GER)	*0	0	*0	0	*0	1	1		

### LEGEND

\* Server

**MS** Men's Single

**MT** Men's Team

**No.** Number

**WS** Women's Single

**WT** Women's Team

**Note:** The "Greatest deficit overcome" only applies when the player ends up winning the game.



TUE 25 JUL 2017

## Match Results

Start Time 16:30

FEKETE Zsuzsanna (HUN)

3 - 0

BALDER Paola (CRO)

### Game Summary

		Match	1st Game	2nd Game	3rd Game
FEKETE Zsuzsanna	HUN	3	11	11	11
BALDER Paola	CRO	0	5	3	2
Duration		7min	3min	2min	2min

Match No: WS23

Table: Table 1

Umpires:

Player Statistics	FEKETE Zsuzsanna (HUN)				BALDER Paola (CRO)			
	Game			Match	Game			Match
	1	2	3		1	2	3	
Points won	11	11	11	33	5	3	2	10
Biggest lead	6	8	9	9	1	-	-	1
Points won on own serve	5	7	6	18	2	2	2	6
Points lost on own serve	3	1	-	4	6	4	5	15
Most consecutive points won	5	7	8	8	2	2	1	2
Greatest deficit overcome	1	-	-	1	-	-	-	-
Handedness/Grip								

Game/Match Statistics	Game			Match
	1	2	3	
Longest rally (strokes)	22	14	16	22
Average rally	8	6	6	7

### Game Progress

1	FEKETE Zsuzsanna (HUN)	0	*1	2	*4	5	*6	7	*9	11
	BALDER Paola (CRO)	*0	1	*2	2	*3	4	*5	5	5
2	FEKETE Zsuzsanna (HUN)	*0	2	*4	6	*7	8	*9	11	
	BALDER Paola (CRO)	0	*0	0	*0	1	*2	3	3	
3	FEKETE Zsuzsanna (HUN)	0	*1	3	*4	6	*8	10	11	
	BALDER Paola (CRO)	*0	1	*1	2	*2	2	*2	2	

### LEGEND

\* Server

MS Men's Single

MT Men's Team

No. Number

WS Women's Single

WT Women's Team

Note: The "Greatest deficit overcome" only applies when the player ends up winning the game.



WED 26 JUL 2017

## Match Results

Start Time 12:00

BALDER Paola (CRO)

0 - 3

WERNHARDT Charis (GER)

### Game Summary

		Match	1st Game	2nd Game	3rd Game
BALDER Paola	CRO	0	0	0	0
WERNHARDT Charis	GER	3	11	11	11
Duration		0min	0min	0min	0min

Match No: WS37

Table: Table 1

Umpires:

Player Statistics	BALDER Paola (CRO)				WERNHARDT Charis (GER)			
	Game			Match	Game			Match
	1	2	3		1	2	3	
Points won	-	-	-	-	-	-	-	-
Biggest lead	-	-	-	-	-	-	-	-
Points won on own serve	-	-	-	-	-	-	-	-
Points lost on own serve	-	-	-	-	-	-	-	-
Most consecutive points won	-	-	-	-	-	-	-	-
Greatest deficit overcome	-	-	-	-	-	-	-	-
Handedness/Grip								

Game/Match Statistics	Game			Match
	1	2	3	
Longest rally (strokes)	-	-	-	-
Average rally	-	-	-	-

### LEGEND

\* Server

MS Men's Single

MT Men's Team

No. Number

WS Women's Single

WT Women's Team

**Note:** The "Greatest deficit overcome" only applies when the player ends up winning the game.



TUE 25 JUL 2017

### Match Results

Start Time 12:00

**KAWASAKI Mizue (JPN)**

**3 - 0**

**IOLA Pamela (HUN)**

#### Game Summary

		Match	1st Game	2nd Game	3rd Game
<b>KAWASAKI Mizue</b>	<b>JPN</b>	<b>3</b>	11	11	11
<b>IOLA Pamela</b>	<b>HUN</b>	<b>0</b>	3	5	7
Duration		<b>4min</b>	0min	1min	3min

Match No: WS10

Table: Table 2

Umpires:

Player Statistics	KAWASAKI Mizue (JPN)				IOLA Pamela (HUN)			
	Game			Match	Game			Match
	1	2	3		1	2	3	
Points won	11	11	11	<b>33</b>	3	5	7	<b>15</b>
Biggest lead	8	6	6	<b>8</b>	-	1	-	<b>1</b>
Points won on own serve	7	5	7	<b>19</b>	2	2	4	<b>8</b>
Points lost on own serve	1	3	3	<b>7</b>	4	6	4	<b>14</b>
Most consecutive points won	6	5	6	<b>6</b>	1	2	4	<b>4</b>
Greatest deficit overcome	-	1	-	<b>1</b>	-	-	-	<b>-</b>
Handedness/Grip								

Game/Match Statistics	Game			Match
	1	2	3	
Longest rally (strokes)	-	4	6	<b>6</b>
Average rally	-	1	3	<b>2</b>

#### Game Progress

1	<b>KAWASAKI Mizue (JPN)</b>	*0	2	*3	4	*5	7	*9	11		
	IOLA Pamela (HUN)	0	*0	1	*2	3	*3	3	3		
2	<b>KAWASAKI Mizue (JPN)</b>	0	*1	3	*5	5	*7	9	*10	11	
	IOLA Pamela (HUN)	*0	1	*1	1	*3	3	*3	4	5	
3	<b>KAWASAKI Mizue (JPN)</b>	*0	2	*2	4	*6	8	*8	8	*10	11
	IOLA Pamela (HUN)	0	*0	2	*2	2	*2	4	*6	6	7

#### LEGEND

\* Server

**MS** Men's Single

**MT** Men's Team

**No.** Number

**WS** Women's Single

**WT** Women's Team

**Note:** The "Greatest deficit overcome" only applies when the player ends up winning the game.



TUE 25 JUL 2017

### Match Results

Start Time 16:30

**KAWASAKI Mizue (JPN)**

**3 - 1**

**MARKOVICH Ksenia (RUS)**

#### Game Summary

		Match	1st Game	2nd Game	3rd Game	4th Game
<b>KAWASAKI Mizue</b>	<b>JPN</b>	<b>3</b>	11	11	9	11
<b>MARKOVICH Ksenia</b>	<b>RUS</b>	<b>1</b>	6	7	11	3
	Duration	<b>18min</b>	4min	5min	5min	4min

Match No: WS24

Table: Table 2

Umpires:

Player Statistics	KAWASAKI Mizue (JPN)					MARKOVICH Ksenia (RUS)				
	Game				Match	Game				Match
	1	2	3	4		1	2	3	4	
Points won	11	11	9	11	<b>42</b>	6	7	11	3	<b>27</b>
Biggest lead	5	4	1	8	<b>8</b>	1	2	3	-	<b>3</b>
Points won on own serve	7	4	3	4	<b>18</b>	4	3	4	1	<b>12</b>
Points lost on own serve	2	4	7	2	<b>15</b>	4	7	6	7	<b>24</b>
Most consecutive points won	3	4	3	6	<b>6</b>	2	2	4	1	<b>4</b>
Greatest deficit overcome	1	2	-	-	<b>2</b>	-	-	1	-	<b>1</b>
Handedness/Grip										

Game/Match Statistics	Game				Match
	1	2	3	4	
Longest rally (strokes)	7	7	8	11	<b>11</b>
Average rally	3	4	4	4	<b>4</b>

#### Game Progress

1	<b>KAWASAKI Mizue (JPN)</b>	*0	1	*2	4	*5	7	*8	9	*10	11
	MARKOVICH Ksenia (RUS)	0	*1	2	*2	3	*3	4	*5	6	6
2	<b>KAWASAKI Mizue (JPN)</b>	0	*0	2	*4	4	*6	7	*9	10	11
	MARKOVICH Ksenia (RUS)	*0	2	*2	2	*4	4	*5	5	*6	7
3	<b>KAWASAKI Mizue (JPN)</b>	*0	1	*2	2	*3	4	*6	7	*8	8
	<b>MARKOVICH Ksenia (RUS)</b>	0	*1	2	*4	5	*6	6	*7	8	*10
4	<b>KAWASAKI Mizue (JPN)</b>	0	*1	2	*4	5	*7	9	11		
	MARKOVICH Ksenia (RUS)	*0	1	*2	2	*3	3	*3	3		

#### LEGEND

\* Server

**MS** Men's Single

**MT** Men's Team

**No.** Number

**WS** Women's Single

**WT** Women's Team

**Note:** The "Greatest deficit overcome" only applies when the player ends up winning the game.



WED 26 JUL 2017

### Match Results

Start Time 12:00

MARKOVICH Ksenia (RUS)

3 - 0

IOLA Pamela (HUN)

#### Game Summary

		Match	1st Game	2nd Game	3rd Game
MARKOVICH Ksenia	RUS	3	11	11	11
IOLA Pamela	HUN	0	7	9	9
Duration		13min	3min	5min	5min

Match No: WS38

Table: Table 2

Umpires:

Player Statistics	MARKOVICH Ksenia (RUS)				IOLA Pamela (HUN)			
	Game			Match	Game			Match
	1	2	3		1	2	3	
Points won	11	11	11	33	7	9	9	25
Biggest lead	4	2	5	5	3	5	1	5
Points won on own serve	7	7	6	20	6	6	5	17
Points lost on own serve	1	3	4	8	4	4	5	13
Most consecutive points won	4	7	6	7	3	5	3	5
Greatest deficit overcome	3	5	1	5	-	-	-	-
Handedness/Grip								

Game/Match Statistics	Game			Match
	1	2	3	
Longest rally (strokes)	9	10	9	10
Average rally	4	4	4	4

#### Game Progress

1	MARKOVICH Ksenia (RUS)	0	*0	1	*2	4	*5	7	*7	9	11	
	IOLA Pamela (HUN)	*0	2	*3	4	*4	5	*5	7	*7	7	
2	MARKOVICH Ksenia (RUS)	*0	1	*1	3	*3	3	*4	6	*8	10	11
	IOLA Pamela (HUN)	0	*1	3	*3	5	*7	8	*8	8	*8	9
3	MARKOVICH Ksenia (RUS)	0	*1	2	*3	5	*7	8	*8	9	*10	11
	IOLA Pamela (HUN)	*0	1	*2	3	*3	3	*4	6	*7	8	9

#### LEGEND

\* Server

MS Men's Single

MT Men's Team

No. Number

WS Women's Single

WT Women's Team

Note: The "Greatest deficit overcome" only applies when the player ends up winning the game.



TUE 25 JUL 2017

### Match Results

Start Time 12:00

HRIBAR Anamarija (CRO)

1 - 3

GHOSH Suravi (IND)

#### Game Summary

		Match	1st Game	2nd Game	3rd Game	4th Game
HRIBAR Anamarija	CRO	1	7	11	4	9
GHOSH Suravi	IND	3	11	3	11	11
Duration		12min	3min	2min	3min	4min

Match No: WS11

Table: Table 3

Umpires:

Player Statistics	HRIBAR Anamarija (CRO)					GHOSH Suravi (IND)				
	Game				Match	Game				Match
	1	2	3	4		1	2	3	4	
Points won	7	11	4	9	31	11	3	11	11	36
Biggest lead	3	8	-	1	8	5	-	7	4	7
Points won on own serve	3	7	1	4	15	6	2	5	5	18
Points lost on own serve	5	1	6	6	18	4	4	3	5	16
Most consecutive points won	3	7	2	4	7	5	1	5	5	5
Greatest deficit overcome	-	-	-	-	-	3	-	-	1	3
Handedness/Grip										

Game/Match Statistics	Game				Match
	1	2	3	4	
Longest rally (strokes)	10	16	13	18	18
Average rally	4	5	5	5	5

#### Game Progress

1	HRIBAR Anamarija (CRO)	0	*2	3	*3	4	*4	4	*5	6	7	
	GHOSH Suravi (IND)	*0	0	*1	3	*4	6	*8	9	*10	11	
2	HRIBAR Anamarija (CRO)	*0	2	*3	4	*5	7	*9	11			
	GHOSH Suravi (IND)	0	*0	1	*2	3	*3	3	3			
3	HRIBAR Anamarija (CRO)	0	*1	2	*2	2	*4	4	*4	4		
	GHOSH Suravi (IND)	*0	1	*2	4	*6	6	*8	10	11		
4	HRIBAR Anamarija (CRO)	*0	1	*1	1	*3	3	*5	7	*7	8	9
	GHOSH Suravi (IND)	0	*1	3	*5	5	*7	7	*7	9	*10	11

#### LEGEND

\* Server

MS Men's Single

MT Men's Team

No. Number

WS Women's Single

WT Women's Team

Note: The "Greatest deficit overcome" only applies when the player ends up winning the game.



TUE 25 JUL 2017

### Match Results

Start Time 16:30

HRIBAR Anamarija (CRO)

3 - 0

AKYAZ Meltem (TUR)

#### Game Summary

		Match	1st Game	2nd Game	3rd Game
HRIBAR Anamarija	CRO	3	11	11	11
AKYAZ Meltem	TUR	0	4	8	8
Duration		9min	3min	3min	3min

Match No: WS25

Table: Table 3

Umpires:

Player Statistics	HRIBAR Anamarija (CRO)				AKYAZ Meltem (TUR)			
	Game			Match	Game			Match
	1	2	3		1	2	3	
Points won	11	11	11	33	4	8	8	20
Biggest lead	7	3	5	7	-	1	-	1
Points won on own serve	5	8	5	18	1	7	3	11
Points lost on own serve	3	1	5	9	6	3	6	15
Most consecutive points won	4	3	4	4	2	2	3	3
Greatest deficit overcome	-	1	-	1	-	-	-	-
Handedness/Grip								

Game/Match Statistics	Game			Match
	1	2	3	
Longest rally (strokes)	9	7	11	11
Average rally	4	3	4	4

#### Game Progress

1	HRIBAR Anamarija (CRO)	*0	2	*4	5	*6	7	*9	10	11		
	AKYAZ Meltem (TUR)	0	*0	0	*1	2	*3	3	*4	4		
2	HRIBAR Anamarija (CRO)	0	*1	3	*3	5	*6	7	*7	9	*10	11
	AKYAZ Meltem (TUR)	*0	1	*1	3	*3	4	*5	7	*7	8	8
3	HRIBAR Anamarija (CRO)	*0	2	*4	4	*5	7	*8	9	*10	10	11
	AKYAZ Meltem (TUR)	0	*0	0	*2	3	*3	4	*5	6	*8	8

#### LEGEND

\* Server

MS Men's Single

MT Men's Team

No. Number

WS Women's Single

WT Women's Team

Note: The "Greatest deficit overcome" only applies when the player ends up winning the game.





WED 26 JUL 2017

### Match Results

Start Time 12:00

AKYAZ Meltem (TUR)

1 - 3

GHOSH Suravi (IND)

#### Game Summary

		Match	1st Game	2nd Game	3rd Game	4th Game
AKYAZ Meltem	TUR	1	11	4	5	4
GHOSH Suravi	IND	3	6	11	11	11
Duration		14min	3min	4min	4min	3min

Match No: WS39

Table: Table 3

Umpires:

Player Statistics	AKYAZ Meltem (TUR)					GHOSH Suravi (IND)				
	Game				Match	Game				Match
	1	2	3	4		1	2	3	4	
Points won	6	11	5	4	26	11	4	11	11	37
Biggest lead	-	7	1	1	7	5	-	6	7	7
Points won on own serve	1	5	3	3	12	4	1	6	6	17
Points lost on own serve	7	3	5	5	20	5	6	2	1	14
Most consecutive points won	2	6	3	1	6	3	3	5	6	6
Greatest deficit overcome	5	-	-	-	5	-	7	1	1	7
Handedness/Grip										

Game/Match Statistics	Game				Match
	1	2	3	4	
Longest rally (strokes)	18	23	14	16	23
Average rally	5	8	4	7	6

#### Game Progress

1	AKYAZ Meltem (TUR)	0	*1	1	*2	3	*4	4	*6	6	11
	GHOSH Suravi (IND)	*0	1	*3	4	*5	6	*8	8	*10	6
2	AKYAZ Meltem (TUR)	*0	2	*3	3	*5	6	*8	10	4	
	GHOSH Suravi (IND)	0	*0	1	*3	3	*4	4	*4	11	
3	AKYAZ Meltem (TUR)	0	*1	1	*1	2	*2	4	*5	5	
	GHOSH Suravi (IND)	*0	1	*3	5	*6	8	*8	9	11	
4	AKYAZ Meltem (TUR)	*0	1	*2	3	*3	4	*4	4	4	
	GHOSH Suravi (IND)	0	*1	2	*3	5	*6	8	*10	11	

#### LEGEND

\* Server

MS Men's Single

MT Men's Team

No. Number

WS Women's Single

WT Women's Team

Note: The "Greatest deficit overcome" only applies when the player ends up winning the game.



TUE 25 JUL 2017

### Match Results

Start Time 12:00

ZYLA Iwona Ewa (POL)

1 - 3

NUEVO Abrienne (PHI)

#### Game Summary

		Match	1st Game	2nd Game	3rd Game	4th Game
ZYLA Iwona Ewa	POL	1	7	5	11	8
NUEVO Abrienne	PHI	3	11	11	8	11
	Duration	15min	3min	3min	4min	5min

Match No: WS12

Table: Table 4

Umpires:

Player Statistics	ZYLA Iwona Ewa (POL)					NUEVO Abrienne (PHI)				
	Game				Match	Game				Match
	1	2	3	4		1	2	3	4	
Points won	7	5	11	8	31	11	11	8	11	41
Biggest lead	-	1	4	1	4	6	6	1	3	6
Points won on own serve	4	4	6	4	18	7	7	5	5	24
Points lost on own serve	4	4	3	6	17	3	1	5	4	13
Most consecutive points won	3	2	4	2	4	4	6	4	4	6
Greatest deficit overcome	-	-	1	-	1	-	1	-	1	1
Handedness/Grip										

Game/Match Statistics	Game				Match
	1	2	3	4	
Longest rally (strokes)	4	14	10	13	14
Average rally	2	4	5	6	4

#### Game Progress

1	ZYLA Iwona Ewa (POL)	0	*0	1	*2	2	*3	4	*4	6	7	NUEVO Abrienne (PHI)	*0	2	*3	4	*6	7	*8	10	*10	11		
2	ZYLA Iwona Ewa (POL)	*0	1	*2	2	*2	3	*3	5	5	NUEVO Abrienne (PHI)	0	*1	2	*4	6	*7	9	*9	11				
3	ZYLA Iwona Ewa (POL)	0	*1	3	*4	5	*6	8	*8	8	*10	11	NUEVO Abrienne (PHI)	*0	1	*1	2	*3	4	*4	6	*8	8	8
4	ZYLA Iwona Ewa (POL)	*0	1	*2	3	*4	5	*6	7	*8	8	8	NUEVO Abrienne (PHI)	0	*1	2	*3	4	*5	6	*7	8	*10	11

#### LEGEND

\* Server

MS Men's Single

MT Men's Team

No. Number

WS Women's Single

WT Women's Team

Note: The "Greatest deficit overcome" only applies when the player ends up winning the game.



TUE 25 JUL 2017

### Match Results

Start Time 16:30

ZYLA Iwona Ewa (POL)

3 - 0

AKYUZ Dilem (TUR)

#### Game Summary

		Match	1st Game	2nd Game	3rd Game
ZYLA Iwona Ewa	POL	3	11	11	11
AKYUZ Dilem	TUR	0	9	6	6
Duration		11min	4min	3min	4min

Match No: WS26

Table: Table 4

Umpires:

Player Statistics	ZYLA Iwona Ewa (POL)				AKYUZ Dilem (TUR)			
	Game			Match	Game			Match
	1	2	3		1	2	3	
Points won	11	11	11	33	9	6	6	21
Biggest lead	7	5	5	7	-	1	-	1
Points won on own serve	5	7	6	18	4	4	4	12
Points lost on own serve	5	2	2	9	6	4	5	15
Most consecutive points won	7	5	3	7	4	2	2	4
Greatest deficit overcome	-	1	-	1	-	-	-	-
Handedness/Grip								

Game/Match Statistics	Game			Match
	1	2	3	
Longest rally (strokes)	6	6	6	6
Average rally	3	3	3	3

#### Game Progress

1	ZYLA Iwona Ewa (POL)	0	*2	4	*6	7	*7	8	*9	9	*10	11
	AKYUZ Dilem (TUR)	*0	0	*0	0	*1	3	*4	5	*7	8	9
2	ZYLA Iwona Ewa (POL)	*0	1	*2	4	*4	5	*7	9	*10	11	
	AKYUZ Dilem (TUR)	0	*1	2	*2	4	*5	5	*5	6	6	
3	ZYLA Iwona Ewa (POL)	0	*2	3	*4	6	*6	7	*8	10	11	
	AKYUZ Dilem (TUR)	*0	0	*1	2	*2	4	*5	6	*6	6	

#### LEGEND

\* Server

MS Men's Single

MT Men's Team

No. Number

WS Women's Single

WT Women's Team

Note: The "Greatest deficit overcome" only applies when the player ends up winning the game.



WED 26 JUL 2017

### Match Results

Start Time 12:00

AKYUZ Dilem (TUR)

0 - 3

NUEVO Abrienne (PHI)

#### Game Summary

		Match	1st Game	2nd Game	3rd Game
AKYUZ Dilem	TUR	0	7	10	5
NUEVO Abrienne	PHI	3	11	12	11
Duration		12min	3min	5min	4min

Match No: WS40

Table: Table 4

Umpires:

Player Statistics	AKYUZ Dilem (TUR)				NUEVO Abrienne (PHI)			
	Game			Match	Game			Match
	1	2	3		1	2	3	
Points won	7	10	5	22	11	12	11	34
Biggest lead	-	1	2	2	6	4	6	6
Points won on own serve	4	6	4	14	5	7	7	19
Points lost on own serve	6	5	4	15	3	4	1	8
Most consecutive points won	6	4	3	6	4	4	7	7
Greatest deficit overcome	-	-	-	-	-	1	2	2
Handedness/Grip								

Game/Match Statistics	Game			Match
	1	2	3	
Longest rally (strokes)	5	7	5	7
Average rally	3	3	3	3

#### Game Progress

1	AKYUZ Dilem (TUR)	*0	0	*1	1	*1	3	*5	7	*7	7	NUEVO Abrienne (PHI)	0	*2	3	*5	7	*7	7	*7	9	11						
2	AKYUZ Dilem (TUR)	0	*0	2	*3	3	*4	5	*5	6	*8	10	*10	10	NUEVO Abrienne (PHI)	*0	2	*2	3	*5	6	*7	9	*10	10	*10	11	12
3	AKYUZ Dilem (TUR)	*0	1	*2	4	*4	4	*4	5	5	NUEVO Abrienne (PHI)	0	*1	2	*2	4	*6	8	*9	11								

#### LEGEND

\* Server

MS Men's Single

MT Men's Team

No. Number

WS Women's Single

WT Women's Team

Note: The "Greatest deficit overcome" only applies when the player ends up winning the game.



TUE 25 JUL 2017

### Match Results

Start Time 12:00

LEE Jiyeun (KOR)

3 - 0

GOMES Shineya (IND)

#### Game Summary

		Match	1st Game	2nd Game	3rd Game
LEE Jiyeun	KOR	3	11	11	11
GOMES Shineya	IND	0	2	4	5
Duration		7min	2min	3min	2min

Match No: WS13

Table: Table 5

Umpires:

Player Statistics	LEE Jiyeun (KOR)				GOMES Shineya (IND)			
	Game			Match	Game			Match
	1	2	3		1	2	3	
Points won	11	11	11	33	2	4	5	11
Biggest lead	9	7	6	9	-	-	-	-
Points won on own serve	6	5	7	18	1	2	4	7
Points lost on own serve	1	2	1	4	5	6	4	15
Most consecutive points won	5	6	3	6	1	2	1	2
Greatest deficit overcome	-	-	-	-	-	-	-	-
Handedness/Grip								

Game/Match Statistics	Game			Match
	1	2	3	
Longest rally (strokes)	8	8	7	8
Average rally	4	4	3	4

#### Game Progress

1	LEE Jiyeun (KOR)	*0	2	*4	5	*6	8	*10	11	
	GOMES Shineya (IND)	0	*0	0	*1	2	*2	2	2	
2	LEE Jiyeun (KOR)	0	*2	3	*4	6	*8	9	*10	11
	GOMES Shineya (IND)	*0	0	*1	2	*2	2	*3	4	4
3	LEE Jiyeun (KOR)	*0	2	*3	4	*5	7	*8	10	11
	GOMES Shineya (IND)	0	*0	1	*2	3	*3	4	*4	5

#### LEGEND

\* Server

MS Men's Single

MT Men's Team

No. Number

WS Women's Single

WT Women's Team

Note: The "Greatest deficit overcome" only applies when the player ends up winning the game.

TTW001M13\_73A 1.0

Page 1 / 1

Report Created TUE 25 JUL 2017 13:10



TUE 25 JUL 2017

### Match Results

Start Time 12:00

STARIKOVA Larysa (UKR)

3 - 0

COSTA Maria (BRA)

#### Game Summary

		Match	1st Game	2nd Game	3rd Game
STARIKOVA Larysa	UKR	3	11	11	11
COSTA Maria	BRA	0	4	3	2
Duration		5min	1min	2min	2min

Match No: WS27

Table: Table 7

Umpires:

Player Statistics	STARIKOVA Larysa (UKR)				COSTA Maria (BRA)			
	Game			Match	Game			Match
	1	2	3		1	2	3	
Points won	11	11	11	33	4	3	2	9
Biggest lead	7	8	9	9	-	1	1	1
Points won on own serve	6	5	5	16	2	2	-	4
Points lost on own serve	2	1	2	5	5	6	6	17
Most consecutive points won	4	9	8	9	2	2	1	2
Greatest deficit overcome	-	1	1	1	-	-	-	-
Handedness/Grip								

Game/Match Statistics	Game			Match
	1	2	3	
Longest rally (strokes)	5	4	4	5
Average rally	1	2	2	2

#### Game Progress

1	STARIKOVA Larysa (UKR)	*0	2	*3	5	*6	7	*9	10	11
	COSTA Maria (BRA)	0	*0	1	*1	2	*3	3	*4	4
2	STARIKOVA Larysa (UKR)	0	*1	2	*3	5	*7	9	11	
	COSTA Maria (BRA)	*0	1	*2	3	*3	3	*3	3	
3	STARIKOVA Larysa (UKR)	*0	1	*3	4	*6	8	*10	11	
	COSTA Maria (BRA)	0	*1	1	*2	2	*2	2	2	

#### LEGEND

\* Server

MS Men's Single

MT Men's Team

No. Number

WS Women's Single

WT Women's Team

Note: The "Greatest deficit overcome" only applies when the player ends up winning the game.



TUE 25 JUL 2017

### Match Results

Start Time 16:30

LEE Jiyeun (KOR)

3 - 0

STARIKOVA Larysa (UKR)

#### Game Summary

		Match	1st Game	2nd Game	3rd Game
LEE Jiyeun	KOR	3	11	11	11
STARIKOVA Larysa	UKR	0	5	1	9
Duration		5min	3min	2min	0min

Match No: WS41

Table: Table 5

Umpires:

Player Statistics	LEE Jiyeun (KOR)				STARIKOVA Larysa (UKR)			
	Game			Match	Game			Match
	1	2	3		1	2	3	
Points won	5	11	-	16	11	1	-	12
Biggest lead	1	10	-	10	6	-	-	6
Points won on own serve	2	5	-	7	5	-	-	5
Points lost on own serve	6	1	-	7	3	6	-	9
Most consecutive points won	2	10	-	10	4	1	-	4
Greatest deficit overcome	6	-	-	6	-	-	-	-
Handedness/Grip								

Game/Match Statistics	Game			Match
	1	2	3	
Longest rally (strokes)	15	-	-	15
Average rally	5	-	-	3

#### Game Progress

1	LEE Jiyeun (KOR)	*0	1	*2	3	*4	4	*5	5	11
	STARIKOVA Larysa (UKR)	0	*1	2	*3	4	*6	7	*9	5
2	LEE Jiyeun (KOR)	0	*2	4	*6	8	*10	11		
	STARIKOVA Larysa (UKR)	*0	0	*0	0	*0	0	1		

#### LEGEND

\* Server

MS Men's Single

MT Men's Team

No. Number

WS Women's Single

WT Women's Team

Note: The "Greatest deficit overcome" only applies when the player ends up winning the game.



TUE 25 JUL 2017

### Match Results

Start Time 16:30

**GOMES Shineya (IND)**

**3 - 0**

**COSTA Maria (BRA)**

#### Game Summary

		Match	1st Game	2nd Game	3rd Game
<b>GOMES Shineya</b>	<b>IND</b>	<b>3</b>	11	11	11
<b>COSTA Maria</b>	<b>BRA</b>	<b>0</b>	2	1	2
Duration		<b>6min</b>	2min	2min	2min

Match No: WS43

Table: Table 7

Umpires:

Player Statistics	GOMES Shineya (IND)				COSTA Maria (BRA)			
	Game			Match	Game			Match
	1	2	3		1	2	3	
Points won	11	11	11	<b>33</b>	2	1	2	<b>5</b>
Biggest lead	9	10	9	<b>10</b>	-	1	1	<b>1</b>
Points won on own serve	5	5	5	<b>15</b>	1	-	1	<b>2</b>
Points lost on own serve	1	1	1	<b>3</b>	6	6	6	<b>18</b>
Most consecutive points won	5	11	9	<b>11</b>	1	1	1	<b>1</b>
Greatest deficit overcome	-	1	1	<b>1</b>	-	-	-	<b>-</b>
Handedness/Grip								

Game/Match Statistics	Game			Match
	1	2	3	
Longest rally (strokes)	7	11	11	<b>11</b>
Average rally	3	4	5	<b>4</b>

#### Game Progress

1	<b>GOMES Shineya (IND)</b>	0	*2	4	*5	7	*9	10	<b>11</b>
	COSTA Maria (BRA)	*0	0	*0	1	*1	1	*2	<b>2</b>
2	<b>GOMES Shineya (IND)</b>	*0	1	*3	5	*7	9	<b>11</b>	
	COSTA Maria (BRA)	0	*1	1	*1	1	*1	<b>1</b>	
3	<b>GOMES Shineya (IND)</b>	0	*1	3	*5	7	*9	10	<b>11</b>
	COSTA Maria (BRA)	*0	1	*1	1	*1	1	*2	<b>2</b>

#### LEGEND

\* Server

**MS** Men's Single

**MT** Men's Team

**No.** Number

**WS** Women's Single

**WT** Women's Team

**Note:** The "Greatest deficit overcome" only applies when the player ends up winning the game.





WED 26 JUL 2017

## Match Results

Start Time 12:00

STARIKOVA Larysa (UKR)

3 - 0

GOMES Shineya (IND)

### Game Summary

		Match	1st Game	2nd Game	3rd Game
STARIKOVA Larysa	UKR	3	11	11	11
GOMES Shineya	IND	0	2	4	6
Duration		7min	2min	2min	3min

Match No: WS45

Table: Table 5

Umpires:

Player Statistics	STARIKOVA Larysa (UKR)				GOMES Shineya (IND)			
	Game			Match	Game			Match
	1	2	3		1	2	3	
Points won	11	11	11	33	2	4	6	12
Biggest lead	9	7	5	9	-	-	-	-
Points won on own serve	6	6	5	17	2	2	3	7
Points lost on own serve	-	2	3	5	5	5	6	16
Most consecutive points won	8	3	4	8	2	1	3	3
Greatest deficit overcome	-	-	-	-	-	-	-	-
Handedness/Grip								

Game/Match Statistics	Game			Match
	1	2	3	
Longest rally (strokes)	8	14	8	14
Average rally	3	4	4	4

### Game Progress

1	STARIKOVA Larysa (UKR)	0	*2	4	*6	8	*8	10	11		
	GOMES Shineya (IND)	*0	0	*0	0	*0	2	*2	2		
2	STARIKOVA Larysa (UKR)	*0	1	*3	4	*5	7	*8	10	11	
	GOMES Shineya (IND)	0	*1	1	*2	3	*3	4	*4	4	
3	STARIKOVA Larysa (UKR)	0	*2	4	*4	5	*7	8	*9	10	11
	GOMES Shineya (IND)	*0	0	*0	2	*3	3	*4	5	*6	6

### LEGEND

\* Server

MS Men's Single

MT Men's Team

No. Number

WS Women's Single

WT Women's Team

Note: The "Greatest deficit overcome" only applies when the player ends up winning the game.

TTW001M13\_73A 1.0

Page 1 / 1

Report Created TUE 25 JUL 2017 13:10



WED 26 JUL 2017

### Match Results

Start Time 12:00

LEE Ahhyun (KOR)

3 - 0

COSTA Maria (BRA)

#### Game Summary

		Match	1st Game	2nd Game	3rd Game
LEE Ahhyun	KOR	3	11	11	11
COSTA Maria	BRA	0	0	4	4
Duration		5min	2min	0min	3min

Match No: WS47

Table: Table 7

Umpires:

Player Statistics	LEE Ahhyun (KOR)				COSTA Maria (BRA)			
	Game			Match	Game			Match
	1	2	3		1	2	3	
Points won	11	11	11	33	4	4	4	12
Biggest lead	7	7	7	7	-	-	-	-
Points won on own serve	5	6	6	17	2	2	3	7
Points lost on own serve	2	2	1	5	6	5	5	16
Most consecutive points won	4	7	6	7	3	4	1	4
Greatest deficit overcome	-	-	-	-	-	-	-	-
Handedness/Grip								

Game/Match Statistics	Game			Match
	1	2	3	
Longest rally (strokes)	5	-	12	12
Average rally	1	-	4	1

#### Game Progress

1	LEE Ahhyun (KOR)	0	*2	4	*4	5	*7	8	*10	11
	COSTA Maria (BRA)	*0	0	*0	2	*3	3	*4	4	0
2	LEE Ahhyun (KOR)	*0	2	*4	6	*7	7	*8	10	11
	COSTA Maria (BRA)	0	*0	0	*0	1	*3	4	*4	4
3	LEE Ahhyun (KOR)	0	*1	3	*4	6	*8	9	*10	11
	COSTA Maria (BRA)	*0	1	*1	2	*2	2	*3	4	4

#### LEGEND

\* Server

MS Men's Single

MT Men's Team

No. Number

WS Women's Single

WT Women's Team

Note: The "Greatest deficit overcome" only applies when the player ends up winning the game.



TUE 25 JUL 2017

### Match Results

Start Time 12:00

KAMEZAWA Riho (JPN)

3 - 0

BEDOYA Angie Lizeth (COL)

#### Game Summary

		Match	1st Game	2nd Game	3rd Game
<b>KAMEZAWA Riho</b>	<b>JPN</b>	<b>3</b>	11	11	11
<b>BEDOYA Angie Lizeth</b>	<b>COL</b>	<b>0</b>	4	4	5
Duration		<b>6min</b>	2min	2min	2min

Match No: WS14

Table: Table 8

Umpires:

Player Statistics	KAMEZAWA Riho (JPN)				BEDOYA Angie Lizeth (COL)			
	Game			Match	Game			Match
	1	2	3		1	2	3	
Points won	11	11	11	33	4	4	5	13
Biggest lead	7	8	6	8	1	-	1	1
Points won on own serve	5	5	5	15	2	1	2	5
Points lost on own serve	2	3	3	8	6	6	6	18
Most consecutive points won	7	7	4	7	1	2	1	2
Greatest deficit overcome	1	-	1	1	-	-	-	-
Handedness/Grip								

Game/Match Statistics	Game			Match
	1	2	3	
Longest rally (strokes)	5	6	8	8
Average rally	4	3	4	4

#### Game Progress

1	<b>KAMEZAWA Riho (JPN)</b>	0	*1	2	*4	6	*8	9	*10	11
	<b>BEDOYA Angie Lizeth (COL)</b>	*0	1	*2	2	*2	2	*3	4	4
2	<b>KAMEZAWA Riho (JPN)</b>	*0	2	*4	6	*7	8	*10	10	11
	<b>BEDOYA Angie Lizeth (COL)</b>	0	*0	0	*0	1	*2	2	*4	4
3	<b>KAMEZAWA Riho (JPN)</b>	0	*1	2	*4	5	*6	7	*9	11
	<b>BEDOYA Angie Lizeth (COL)</b>	*0	1	*2	2	*3	4	*5	5	5

#### LEGEND

\* Server

**MS** Men's Single

**MT** Men's Team

**No.** Number

**WS** Women's Single

**WT** Women's Team

**Note:** The "Greatest deficit overcome" only applies when the player ends up winning the game.



TUE 25 JUL 2017

## Match Results

Start Time 12:00

MOLL Annalena (GER)

3 - 0

CIFTKURAN Nevroz (TUR)

### Game Summary

		Match	1st Game	2nd Game	3rd Game
MOLL Annalena	GER	3	11	11	11
CIFTKURAN Nevroz	TUR	0	2	5	2
Duration		7min	3min	2min	2min

Match No: WS28

Table: Table 9

Umpires:

Player Statistics	MOLL Annalena (GER)				CIFTKURAN Nevroz (TUR)			
	Game			Match	Game			Match
	1	2	3		1	2	3	
Points won	11	11	11	33	2	5	2	9
Biggest lead	9	6	9	9	1	1	-	1
Points won on own serve	5	4	6	15	-	1	1	2
Points lost on own serve	2	4	1	7	6	7	5	18
Most consecutive points won	8	4	7	8	1	2	1	2
Greatest deficit overcome	1	1	-	1	-	-	-	-
Handedness/Grip								

Game/Match Statistics	Game			Match
	1	2	3	
Longest rally (strokes)	3	5	5	5
Average rally	3	3	3	3

### Game Progress

1	MOLL Annalena (GER)	*0	1	*3	4	*6	8	*10	11	
	CIFTKURAN Nevroz (TUR)	0	*1	1	*2	2	*2	2	2	
2	MOLL Annalena (GER)	0	*1	2	*4	4	*6	7	*9	11
	CIFTKURAN Nevroz (TUR)	*0	1	*2	2	*4	4	*5	5	5
3	MOLL Annalena (GER)	*0	2	*4	6	*7	8	*10	11	
	CIFTKURAN Nevroz (TUR)	0	*0	0	*0	1	*2	2	2	

### LEGEND

\* Server

MS Men's Single

MT Men's Team

No. Number

WS Women's Single

WT Women's Team

Note: The "Greatest deficit overcome" only applies when the player ends up winning the game.



TUE 25 JUL 2017

### Match Results

Start Time 16:30

KAMEZAWA Riho (JPN)

3 - 0

MOLL Annalena (GER)

#### Game Summary

		Match	1st Game	2nd Game	3rd Game
KAMEZAWA Riho	JPN	3	11	11	11
MOLL Annalena	GER	0	6	7	5
Duration		10min	3min	4min	3min

Match No: WS42

Table: Table 8

Umpires:

Player Statistics	KAMEZAWA Riho (JPN)				MOLL Annalena (GER)			
	Game			Match	Game			Match
	1	2	3		1	2	3	
Points won	11	11	11	33	6	7	5	18
Biggest lead	5	4	6	6	2	-	2	2
Points won on own serve	7	6	7	20	5	3	4	12
Points lost on own serve	1	4	1	6	4	5	4	13
Most consecutive points won	3	4	4	4	2	3	2	3
Greatest deficit overcome	2	-	2	2	-	-	-	-
Handedness/Grip								

Game/Match Statistics	Game			Match
	1	2	3	
Longest rally (strokes)	6	6	5	6
Average rally	3	3	2	3

#### Game Progress

1	KAMEZAWA Riho (JPN)	0	*1	2	*2	4	*5	7	*8	10	11
	MOLL Annalena (GER)	*0	1	*2	4	*4	5	*5	6	*6	6
2	KAMEZAWA Riho (JPN)	*0	1	*3	5	*6	7	*7	8	*10	11
	MOLL Annalena (GER)	0	*1	1	*1	2	*3	5	*6	6	7
3	KAMEZAWA Riho (JPN)	0	*0	2	*3	5	*6	8	*10	11	
	MOLL Annalena (GER)	*0	2	*2	3	*3	4	*4	4	5	

#### LEGEND

\* Server

MS Men's Single

MT Men's Team

No. Number

WS Women's Single

WT Women's Team

Note: The "Greatest deficit overcome" only applies when the player ends up winning the game.



TUE 25 JUL 2017

### Match Results

Start Time 16:30

BEDOYA Angie Lizeth (COL)

3 - 1

CIFTKURAN Nevroz (TUR)

#### Game Summary

		Match	1st Game	2nd Game	3rd Game	4th Game
BEDOYA Angie Lizeth	COL	3	7	11	12	11
CIFTKURAN Nevroz	TUR	1	11	7	10	6
	Duration	13min	3min	3min	4min	3min

Match No: WS44

Table: Table 9

Umpires:

Player Statistics	BEDOYA Angie Lizeth (COL)					CIFTKURAN Nevroz (TUR)				
	Game				Match	Game				Match
	1	2	3	4		1	2	3	4	
Points won	7	11	12	11	41	11	7	10	6	34
Biggest lead	-	5	2	7	7	4	2	4	-	4
Points won on own serve	3	5	5	4	17	4	4	4	2	14
Points lost on own serve	7	3	6	4	20	4	6	7	7	24
Most consecutive points won	3	4	4	5	5	4	2	4	4	4
Greatest deficit overcome	-	2	4	-	4	-	-	-	-	-
Handedness/Grip										

Game/Match Statistics	Game				Match
	1	2	3	4	
Longest rally (strokes)	4	8	6	5	8
Average rally	3	3	3	3	3

#### Game Progress

1	BEDOYA Angie Lizeth (COL)	*0	0	*1	2	*4	4	*4	6	*7	7			
	CIFTKURAN Nevroz (TUR)	0	*2	3	*4	4	*6	8	*8	9	11			
2	BEDOYA Angie Lizeth (COL)	0	*0	2	*3	4	*6	7	*9	10	11			
	CIFTKURAN Nevroz (TUR)	*0	2	*2	3	*4	4	*5	5	*6	7			
3	BEDOYA Angie Lizeth (COL)	*0	1	*2	2	*3	3	*4	6	*8	9	*10	11	12
	CIFTKURAN Nevroz (TUR)	0	*1	2	*4	5	*7	8	*8	8	*9	10	*10	10
4	BEDOYA Angie Lizeth (COL)	0	*2	3	*5	7	*8	8	*9	10	11			
	CIFTKURAN Nevroz (TUR)	*0	0	*1	1	*1	2	*4	5	*6	6			

#### LEGEND

\* Server

MS Men's Single

MT Men's Team

No. Number

WS Women's Single

WT Women's Team

Note: The "Greatest deficit overcome" only applies when the player ends up winning the game.



WED 26 JUL 2017

### Match Results

Start Time 12:00

MOLL Annalena (GER)

3 - 0

BEDOYA Angie Lizeth (COL)

#### Game Summary

		Match	1st Game	2nd Game	3rd Game
<b>MOLL Annalena</b>	<b>GER</b>	<b>3</b>	11	11	11
<b>BEDOYA Angie Lizeth</b>	<b>COL</b>	<b>0</b>	2	3	8
Duration		<b>7min</b>	2min	2min	3min

Match No: WS46

Table: Table 8

Umpires:

Player Statistics	MOLL Annalena (GER)				BEDOYA Angie Lizeth (COL)			
	Game			Match	Game			Match
	1	2	3		1	2	3	
Points won	11	11	11	33	2	3	8	13
Biggest lead	9	8	3	9	-	1	3	3
Points won on own serve	7	4	4	15	2	1	2	5
Points lost on own serve	-	2	6	8	4	7	7	18
Most consecutive points won	7	6	3	7	1	1	3	3
Greatest deficit overcome	-	1	3	3	-	-	-	-
Handedness/Grip								

Game/Match Statistics	Game			Match
	1	2	3	
Longest rally (strokes)	6	3	6	6
Average rally	1	3	3	2

#### Game Progress

1	MOLL Annalena (GER)	*0	2	*4	6	*7	9	*10	11			
	BEDOYA Angie Lizeth (COL)	0	*0	0	*0	1	*1	2	2			
2	MOLL Annalena (GER)	0	*1	2	*4	5	*7	9	11			
	BEDOYA Angie Lizeth (COL)	*0	1	*2	2	*3	3	*3	3			
3	MOLL Annalena (GER)	*0	0	*1	2	*4	5	*6	7	*9	10	11
	BEDOYA Angie Lizeth (COL)	0	*2	3	*4	4	*5	6	*7	7	*8	8

#### LEGEND

\* Server

MS Men's Single

MT Men's Team

No. Number

WS Women's Single

WT Women's Team

Note: The "Greatest deficit overcome" only applies when the player ends up winning the game.



WED 26 JUL 2017

### Match Results

Start Time 12:00

KAMEZAWA Riho (JPN)

3 - 0

CIFTKURAN Nevroz (TUR)

#### Game Summary

		Match	1st Game	2nd Game	3rd Game
<b>KAMEZAWA Riho</b>	<b>JPN</b>	<b>3</b>	11	11	11
CIFTKURAN Nevroz	TUR	0	3	8	2
Duration		7min	2min	3min	2min

Match No: WS48

Table: Table 9

Umpires:

Player Statistics	KAMEZAWA Riho (JPN)				CIFTKURAN Nevroz (TUR)				
	Game			Match	Game			Match	
	1	2	3		1	2	3		
Points won	11	11	11	33	3	8	2	13	
Biggest lead	8	3	9	9	-	3	-	3	
Points won on own serve	7	6	6	19	2	5	1	8	
Points lost on own serve	1	3	1	5	4	5	5	14	
Most consecutive points won	5	6	6	6	1	3	1	3	
Greatest deficit overcome	-	3	-	3	-	-	-	-	
Handedness/Grip									

Game/Match Statistics	Game			Match
	1	2	3	
Longest rally (strokes)	5	7	6	7
Average rally	3	3	3	3

#### Game Progress

1	<b>KAMEZAWA Riho (JPN)</b>	*0	1	*3	5	*6	8	*9	11			
	CIFTKURAN Nevroz (TUR)	0	*1	1	*1	2	*2	3	3			
2	<b>KAMEZAWA Riho (JPN)</b>	0	*0	2	*3	3	*4	5	*6	8	*10	11
	CIFTKURAN Nevroz (TUR)	*0	2	*2	3	*5	6	*7	8	*8	8	8
3	<b>KAMEZAWA Riho (JPN)</b>	*0	2	*3	5	*7	8	*10	11			
	CIFTKURAN Nevroz (TUR)	0	*0	1	*1	1	*2	2	2			

#### LEGEND

\* Server

**MS** Men's Single

**MT** Men's Team

**No.** Number

**WS** Women's Single

**WT** Women's Team

**Note:** The "Greatest deficit overcome" only applies when the player ends up winning the game.





WED 26 JUL 2017

### Match Results

Start Time 14:15

KAHRAMAN Emine (TUR)

0 - 4

KAWASAKI Mizue (JPN)

#### Game Summary

		Match	1st Game	2nd Game	3rd Game	4th Game
KAHRAMAN Emine	TUR	0	2	5	3	2
KAWASAKI Mizue	JPN	4	11	11	11	11
	Duration	12min	2min	4min	3min	3min

Match No: WS50

Table: Table 1

Umpires:

Player Statistics	KAHRAMAN Emine (TUR)					KAWASAKI Mizue (JPN)				
	Game				Match	Game				Match
	1	2	3	4		1	2	3	4	
Points won	2	5	3	2	12	11	11	11	11	44
Biggest lead	1	-	-	-	1	9	8	8	9	9
Points won on own serve	1	2	-	1	4	5	5	3	6	19
Points lost on own serve	6	6	8	5	25	1	3	3	1	8
Most consecutive points won	2	3	1	1	3	10	8	4	6	10
Greatest deficit overcome	-	-	-	-	-	1	-	-	-	1
Handedness/Grip										

Game/Match Statistics	Game				Match
	1	2	3	4	
Longest rally (strokes)	3	4	6	4	6
Average rally	2	2	3	3	2

#### Game Progress

1	KAHRAMAN Emine (TUR)	*0	1	*2	2	*2	2	*2	2
	KAWASAKI Mizue (JPN)	0	*1	2	*4	6	*8	10	11
2	KAHRAMAN Emine (TUR)	0	*0	0	*0	0	*2	3	*4
	KAWASAKI Mizue (JPN)	*0	2	*4	6	*8	8	*9	10
3	KAHRAMAN Emine (TUR)	*0	0	*1	1	*2	2	*3	3
	KAWASAKI Mizue (JPN)	0	*2	3	*5	6	*8	9	11
4	KAHRAMAN Emine (TUR)	0	*0	0	*0	1	*2	2	2
	KAWASAKI Mizue (JPN)	*0	2	*4	6	*7	8	*10	11

#### LEGEND

\* Server

MS Men's Single

MT Men's Team

No. Number

WS Women's Single

WT Women's Team

Note: The "Greatest deficit overcome" only applies when the player ends up winning the game.



WED 26 JUL 2017

### Match Results

Start Time 14:15

**FEKETE Zsuzsanna (HUN)**

**4 - 0**

**HRIBAR Anamarija (CRO)**

**Game Summary**

		Match	1st Game	2nd Game	3rd Game	4th Game
<b>FEKETE Zsuzsanna</b>	<b>HUN</b>	<b>4</b>	11	11	11	11
<b>HRIBAR Anamarija</b>	<b>CRO</b>	<b>0</b>	5	4	6	9
Duration		<b>14min</b>	3min	3min	3min	5min

Match No: WS51

Table: Table 2

Umpires:

Player Statistics	FEKETE Zsuzsanna (HUN)					HRIBAR Anamarija (CRO)				
	Game				Match	Game				Match
	1	2	3	4		1	2	3	4	
Points won	11	11	11	11	<b>44</b>	5	4	6	9	<b>24</b>
Biggest lead	6	7	5	2	<b>7</b>	1	-	-	1	<b>1</b>
Points won on own serve	5	5	3	6	<b>19</b>	2	1	1	5	<b>9</b>
Points lost on own serve	3	3	5	4	<b>15</b>	6	6	8	5	<b>25</b>
Most consecutive points won	6	4	5	2	<b>6</b>	3	2	3	2	<b>3</b>
Greatest deficit overcome	1	-	-	1	<b>1</b>	-	-	-	-	<b>-</b>
Handedness/Grip										

Game/Match Statistics	Game				Match
	1	2	3	4	
Longest rally (strokes)	21	27	16	15	<b>27</b>
Average rally	7	8	6	8	<b>7</b>

**Game Progress**

1	<b>FEKETE Zsuzsanna (HUN)</b>	0	*1	3	*5	6	*8	8	*9	11		
	HRIBAR Anamarija (CRO)	*0	1	*1	1	*2	2	*4	5	5		
2	<b>FEKETE Zsuzsanna (HUN)</b>	*0	2	*4	4	*6	7	*8	10	11		
	HRIBAR Anamarija (CRO)	0	*0	0	*2	2	*3	4	*4	4		
3	<b>FEKETE Zsuzsanna (HUN)</b>	0	*2	4	*5	5	*7	7	*9	10	11	
	HRIBAR Anamarija (CRO)	*0	0	*0	1	*3	3	*5	5	*6	6	
4	<b>FEKETE Zsuzsanna (HUN)</b>	*0	1	*2	3	*4	5	*7	8	*8	10	11
	HRIBAR Anamarija (CRO)	0	*1	2	*3	4	*5	5	*6	8	*8	9

**LEGEND**

\* Server

**MS** Men's Single

**MT** Men's Team

**No.** Number

**WS** Women's Single

**WT** Women's Team

**Note:** The "Greatest deficit overcome" only applies when the player ends up winning the game.



WED 26 JUL 2017

### Match Results

Start Time 14:15

KHODKO Iuliia (UKR)

3 - 4

LIN Huan (CHN)

#### Game Summary

		Match	1st Game	2nd Game	3rd Game	4th Game	5th Game	6th Game	7th Game
KHODKO Iuliia	UKR	3	11	9	8	10	11	12	9
LIN Huan	CHN	4	7	11	11	12	5	10	11
	Duration	35min	5min	5min	5min	5min	5min	5min	5min

Match No: WS52

Table: Table 3

Umpires:

Player Statistics	KHODKO Iuliia (UKR)								Match	LIN Huan (CHN)								Match
	Game									Game								
	1	2	3	4	5	6	7			1	2	3	4	5	6	7		
Points won	11	9	8	10	11	12	9		70	7	11	11	12	5	10	11		67
Biggest lead	4	2	2	4	6	2	1		6	1	2	3	2	-	1	3		3
Points won on own serve	7	3	4	6	6	5	5		36	4	4	5	7	3	4	6		33
Points lost on own serve	3	7	6	5	2	6	5		34	4	6	4	4	5	7	4		34
Most consecutive points won	3	2	2	2	4	3	4		4	2	3	3	5	1	3	3		5
Greatest deficit overcome	1	-	-	-	-	1	-		1	-	2	2	4	-	-	1		4
Handedness/Grip																		

Game/Match Statistics	Game							Match
	1	2	3	4	5	6	7	
Longest rally (strokes)	15	18	22	26	23	23	15	26
Average rally	6	8	9	8	9	10	7	8

#### Game Progress

1	KHODKO Iuliia (UKR)	*0	1	*2	3	*4	5	*6	8	*9	11	LIN Huan (CHN)	0	*1	2	*3	4	*5	6	*6	7	7						
2	KHODKO Iuliia (UKR)	0	*2	2	*3	4	*5	6	*7	8	*9	9	LIN Huan (CHN)	*0	0	*2	3	*4	5	*6	7	*8	9	11				
3	KHODKO Iuliia (UKR)	*0	2	*3	3	*4	4	*5	6	*7	8	8	LIN Huan (CHN)	0	*0	1	*3	4	*6	7	*8	9	*10	11				
4	KHODKO Iuliia (UKR)	0	*2	3	*4	6	*6	8	*8	8	*9	10	*10	10	LIN Huan (CHN)	*0	0	*1	2	*2	4	*4	6	*8	9	*10	11	12
5	KHODKO Iuliia (UKR)	*0	1	*2	3	*5	7	*8	10	11	LIN Huan (CHN)	0	*1	2	*3	3	*3	4	*4	5								
6	KHODKO Iuliia (UKR)	0	*2	2	*3	4	*6	7	*8	9	*9	10	*11	12	LIN Huan (CHN)	*0	0	*2	3	*4	4	*5	6	*7	9	*10	10	10
7	KHODKO Iuliia (UKR)	*0	0	*1	3	*4	4	*5	7	*8	9	9	LIN Huan (CHN)	0	*2	3	*3	4	*6	7	*7	8	*9	11				

#### LEGEND

\* Server

MS Men's Single

MT Men's Team

No. Number

WS Women's Single

WT Women's Team

Note: The "Greatest deficit overcome" only applies when the player ends up winning the game.



WED 26 JUL 2017

### Match Results

Start Time 14:15

ZAVINOVSKA Karyna (UKR)

4 - 1

MOLL Annalena (GER)

#### Game Summary

		Match	1st Game	2nd Game	3rd Game	4th Game	5th Game
ZAVINOVSKA Karyna	UKR	4	12	12	11	11	11
MOLL Annalena	GER	1	10	14	6	5	5
Duration		18min	4min	5min	3min	3min	3min

Match No: WS53

Table: Table 4

Umpires:

Player Statistics	ZAVINOVSKA Karyna (UKR)						MOLL Annalena (GER)					
	Game					Match	Game					Match
	1	2	3	4	5		1	2	3	4	5	
Points won	12	12	11	11	11	57	10	14	6	5	5	40
Biggest lead	3	1	5	7	6	7	-	4	1	-	1	4
Points won on own serve	5	7	4	6	6	28	4	8	1	3	3	19
Points lost on own serve	6	6	5	2	2	21	7	5	7	5	5	29
Most consecutive points won	3	4	4	7	4	7	2	5	2	3	1	5
Greatest deficit overcome	-	-	1	-	1	1	-	1	-	-	-	1
Handedness/Grip												

Game/Match Statistics	Game					Match
	1	2	3	4	5	
Longest rally (strokes)	9	8	8	10	8	10
Average rally	4	4	5	5	4	4

#### Game Progress

1	ZAVINOVSKA Karyna (UKR)	*0	1	*3	3	*4	6	*7	8	*9	9	*10	11	*12	MOLL Annalena (GER)	0	*1	1	*3	4	*4	5	*6	7	*9	10	*10	10								
2	ZAVINOVSKA Karyna (UKR)	0	*1	1	*1	3	*3	4	*6	6	*8	10	*10	11	*11	12	*12	12	MOLL Annalena (GER)	*0	1	*3	5	*5	7	*8	8	*10	10	*10	11	*11	12	*12	13	14
3	ZAVINOVSKA Karyna (UKR)	*0	1	*3	4	*5	5	*7	8	*10	11	MOLL Annalena (GER)	0	*1	1	*2	3	*5	5	*6	6	6														
4	ZAVINOVSKA Karyna (UKR)	0	*2	4	*6	7	*8	9	*9	11	MOLL Annalena (GER)	*0	0	*0	0	*1	2	*3	5	5																
5	ZAVINOVSKA Karyna (UKR)	*0	1	*3	4	*5	7	*8	10	11	MOLL Annalena (GER)	0	*1	1	*2	3	*3	4	*4	5																

#### LEGEND

\* Server

MS Men's Single

MT Men's Team

No. Number

WS Women's Single

WT Women's Team

Note: The "Greatest deficit overcome" only applies when the player ends up winning the game.



WED 26 JUL 2017

### Match Results

Start Time 14:15

LEE Jiyeun (KOR)

4 - 0

TAKAOKA Risato (JPN)

#### Game Summary

		Match	1st Game	2nd Game	3rd Game	4th Game
<b>LEE Jiyeun</b>	<b>KOR</b>	<b>4</b>	11	11	11	11
<b>TAKAOKA Risato</b>	<b>JPN</b>	<b>0</b>	9	3	3	6
Duration		<b>16min</b>	4min	3min	4min	5min

Match No: WS54

Table: Table 5

Umpires:

Player Statistics	LEE Jiyeun (KOR)					TAKAOKA Risato (JPN)				
	Game				Match	Game				Match
	1	2	3	4		1	2	3	4	
Points won	11	11	11	11	<b>44</b>	9	3	3	6	<b>21</b>
Biggest lead	3	8	8	6	<b>8</b>	1	-	-	-	<b>1</b>
Points won on own serve	5	4	8	5	<b>22</b>	4	1	3	3	<b>11</b>
Points lost on own serve	5	2	-	3	<b>10</b>	6	7	3	6	<b>22</b>
Most consecutive points won	3	6	6	3	<b>6</b>	3	3	2	2	<b>3</b>
Greatest deficit overcome	1	-	-	-	<b>1</b>	-	-	-	-	<b>-</b>
Handedness/Grip										

Game/Match Statistics	Game				Match
	1	2	3	4	
Longest rally (strokes)	9	7	8	7	<b>9</b>
Average rally	4	3	5	4	<b>4</b>

#### Game Progress

1	LEE Jiyeun (KOR)	*0	2	*3	4	*5	5	*6	7	*9	10	<b>11</b>
	TAKAOKA Risato (JPN)	0	*0	1	*2	3	*5	6	*7	7	*8	<b>9</b>
2	LEE Jiyeun (KOR)	0	*2	4	*6	6	*7	9	<b>11</b>			
	TAKAOKA Risato (JPN)	*0	0	*0	0	*2	3	*3	<b>3</b>			
3	LEE Jiyeun (KOR)	*0	2	*2	4	*5	7	*9	<b>11</b>			
	TAKAOKA Risato (JPN)	0	*0	2	*2	3	*3	3	<b>3</b>			
4	LEE Jiyeun (KOR)	0	*2	3	*5	6	*7	9	*9	10	<b>11</b>	
	TAKAOKA Risato (JPN)	*0	0	*1	1	*2	3	*3	5	*6	<b>6</b>	

#### LEGEND

\* Server

MS Men's Single

MT Men's Team

No. Number

WS Women's Single

WT Women's Team

Note: The "Greatest deficit overcome" only applies when the player ends up winning the game.



WED 26 JUL 2017

### Match Results

Start Time 14:15

GUBANOVA Diana (RUS)

3 - 4

ZYLA Iwona Ewa (POL)

#### Game Summary

	Match	1st Game	2nd Game	3rd Game	4th Game	5th Game	6th Game	7th Game
GUBANOVA Diana RUS	3	7	8	11	11	10	11	10
ZYLA Iwona Ewa POL	4	11	11	9	5	12	5	12
Duration	26min	3min	3min	4min	3min	5min	3min	5min

Match No: WS55

Table: Table 7

Umpires:

Player Statistics	GUBANOVA Diana (RUS)								Match	ZYLA Iwona Ewa (POL)								Match
	Game							Match		Game								
	1	2	3	4	5	6	7			1	2	3	4	5	6	7		
Points won	7	8	11	11	10	11	10	68	11	11	9	5	12	5	12	65		
Biggest lead	1	3	3	6	-	6	1	6	4	3	1	-	3	-	4	4		
Points won on own serve	5	2	5	6	7	7	6	38	8	3	4	3	8	4	7	37		
Points lost on own serve	3	8	5	2	4	1	5	28	2	6	6	5	3	4	4	30		
Most consecutive points won	2	3	3	4	3	3	5	5	4	4	4	1	3	2	3	4		
Greatest deficit overcome	-	-	1	-	-	-	-	1	1	3	-	-	-	-	1	3		
Handedness/Grip																		

Game/Match Statistics	Game							Match
	1	2	3	4	5	6	7	
Longest rally (strokes)	9	14	8	6	23	14	20	23
Average rally	4	4	3	2	7	6	8	5

#### Game Progress

1	GUBANOVA Diana (RUS)	0	*0	2	*3	4	*5	6	*6	7	7	ZYLA Iwona Ewa (POL)	*0	2	*2	3	*4	5	*6	8	*9	11						
2	GUBANOVA Diana (RUS)	*0	1	*3	3	*5	6	*7	7	*8	8	8	ZYLA Iwona Ewa (POL)	0	*1	1	*3	3	*4	5	*7	8	*10	11				
3	GUBANOVA Diana (RUS)	0	*2	3	*4	5	*6	7	*8	8	*9	11	ZYLA Iwona Ewa (POL)	*0	0	*1	2	*3	4	*5	6	*8	9	9				
4	GUBANOVA Diana (RUS)	*0	1	*3	4	*5	7	*8	10	11	ZYLA Iwona Ewa (POL)	0	*1	1	*2	3	*3	4	*4	5								
5	GUBANOVA Diana (RUS)	0	*0	1	*2	4	*4	5	*7	8	*8	10	*10	10	ZYLA Iwona Ewa (POL)	*0	2	*3	4	*4	6	*7	7	*8	10	*10	11	12
6	GUBANOVA Diana (RUS)	*0	2	*2	4	*5	7	*8	9	11	ZYLA Iwona Ewa (POL)	0	*0	2	*2	3	*3	4	*5	5								
7	GUBANOVA Diana (RUS)	0	*1	2	*2	3	*3	5	*7	8	*9	10	*10	10	ZYLA Iwona Ewa (POL)	*0	1	*2	4	*5	7	*7	7	*8	9	*10	11	12

#### LEGEND

\* Server

MS Men's Single

MT Men's Team

No. Number

WS Women's Single

WT Women's Team

Note: The "Greatest deficit overcome" only applies when the player ends up winning the game.



WED 26 JUL 2017

### Match Results

Start Time 15:00

MONTIEL Kelly Johanna (COL)

0 - 4

NUEVO Abrienne (PHI)

#### Game Summary

		Match	1st Game	2nd Game	3rd Game	4th Game
MONTIEL Kelly Johanna	COL	0	7	3	7	2
NUEVO Abrienne	PHI	4	11	11	11	11
	Duration	10min	3min	2min	3min	2min

Match No: WS58

Table: Table 1

Umpires:

Player Statistics	MONTIEL Kelly Johanna (COL)					NUEVO Abrienne (PHI)				
	Game				Match	Game				Match
	1	2	3	4		1	2	3	4	
Points won	7	3	7	2	19	11	11	11	11	44
Biggest lead	-	1	1	-	1	4	8	4	9	9
Points won on own serve	5	2	4	1	12	8	5	7	5	25
Points lost on own serve	3	6	4	6	19	2	1	3	1	7
Most consecutive points won	2	1	2	1	2	3	9	4	5	9
Greatest deficit overcome	-	-	-	-	-	-	1	1	-	1
Handedness/Grip										

Game/Match Statistics	Game				Match
	1	2	3	4	
Longest rally (strokes)	5	5	6	6	6
Average rally	3	3	3	4	3

#### Game Progress

1	MONTIEL Kelly Johanna (COL)	0	*0	1	*2	3	*3	5	*6	7	7
	NUEVO Abrienne (PHI)	*0	2	*3	4	*5	7	*7	8	*9	11
2	MONTIEL Kelly Johanna (COL)	*0	1	*2	2	*2	2	*2	3		
	NUEVO Abrienne (PHI)	0	*1	2	*4	6	*8	10	11		
3	MONTIEL Kelly Johanna (COL)	0	*1	2	*3	4	*4	5	*6	7	7
	NUEVO Abrienne (PHI)	*0	1	*2	3	*4	6	*7	8	*9	11
4	MONTIEL Kelly Johanna (COL)	*0	1	*1	1	*2	2	*2	2		
	NUEVO Abrienne (PHI)	0	*1	3	*5	6	*8	10	11		

#### LEGEND

\* Server

MS Men's Single

MT Men's Team

No. Number

WS Women's Single

WT Women's Team

Note: The "Greatest deficit overcome" only applies when the player ends up winning the game.



WED 26 JUL 2017

### Match Results

Start Time 15:00

**GHOSH Suravi (IND)**

**4 - 1**

**DORSZ Monika (POL)**

**Game Summary**

		Match	1st Game	2nd Game	3rd Game	4th Game	5th Game
<b>GHOSH Suravi</b>	<b>IND</b>	<b>4</b>	9	11	11	11	11
<b>DORSZ Monika</b>	<b>POL</b>	<b>1</b>	11	9	8	5	6
	Duration	<b>22min</b>	5min	5min	5min	3min	4min

Match No: WS59

Table: Table 2

Umpires:

Player Statistics	GHOSH Suravi (IND)						DORSZ Monika (POL)					
	Game					Match	Game					Match
	1	2	3	4	5		1	2	3	4	5	
Points won	9	11	11	11	11	<b>53</b>	11	9	8	5	6	<b>39</b>
Biggest lead	2	2	3	6	5	<b>6</b>	4	3	2	1	-	<b>4</b>
Points won on own serve	6	4	7	7	6	<b>30</b>	7	3	6	4	4	<b>24</b>
Points lost on own serve	4	6	2	1	2	<b>15</b>	3	7	4	4	5	<b>23</b>
Most consecutive points won	4	5	5	4	4	<b>5</b>	6	4	3	1	4	<b>6</b>
Greatest deficit overcome	-	3	2	1	-	<b>3</b>	2	-	-	-	-	<b>2</b>
Handedness/Grip												

Game/Match Statistics	Game					Match
	1	2	3	4	5	
Longest rally (strokes)	11	21	14	8	26	<b>26</b>
Average rally	5	6	5	4	5	<b>5</b>

**Game Progress**

1	GHOSH Suravi (IND)	0	*1	3	*3	3	*3	5	*6	8	*9	<b>9</b>
	DORSZ Monika (POL)	*0	1	*1	3	*5	7	*7	8	*8	9	<b>11</b>
2	GHOSH Suravi (IND)	*0	1	*3	3	*4	5	*6	6	*7	9	<b>11</b>
	DORSZ Monika (POL)	0	*1	1	*3	4	*5	6	*8	9	*9	<b>9</b>
3	GHOSH Suravi (IND)	0	*1	2	*2	4	*6	7	*7	9	*10	<b>11</b>
	DORSZ Monika (POL)	*0	1	*2	4	*4	4	*5	7	*7	8	<b>8</b>
4	GHOSH Suravi (IND)	*0	1	*2	4	*5	7	*8	10	<b>11</b>		
	DORSZ Monika (POL)	0	*1	2	*2	3	*3	4	*4	5		
5	GHOSH Suravi (IND)	0	*2	4	*5	6	*6	7	*8	10	<b>11</b>	
	DORSZ Monika (POL)	*0	0	*0	1	*2	4	*5	6	*6	6	

**LEGEND**

\* Server

**MS** Men's Single

**MT** Men's Team

**No.** Number

**WS** Women's Single

**WT** Women's Team

**Note:** The "Greatest deficit overcome" only applies when the player ends up winning the game.





WED 26 JUL 2017

### Match Results

Start Time 15:00

**KUDRIASHOVA Anastasiia (RUS)**

**4 - 2**

**VASYLIEVA Mariia (UKR)**

**Game Summary**

		Match	1st Game	2nd Game	3rd Game	4th Game	5th Game	6th Game
<b>KUDRIASHOVA Anastasiia</b>	<b>RUS</b>	<b>4</b>	9	11	5	13	16	12
<b>VASYLIEVA Mariia</b>	<b>UKR</b>	<b>2</b>	11	9	11	11	14	10
	Duration	<b>25min</b>	4min	4min	3min	5min	5min	4min

Match No: WS60

Table: Table 3

Umpires:

Player Statistics	KUDRIASHOVA Anastasiia (RUS)							VASYLIEVA Mariia (UKR)						
	Game						Match	Game						Match
	1	2	3	4	5	6		1	2	3	4	5	6	
Points won	9	11	5	13	16	12	<b>66</b>	11	9	11	11	14	10	<b>66</b>
Biggest lead	1	2	-	4	2	3	<b>4</b>	5	2	6	3	2	-	<b>6</b>
Points won on own serve	5	5	2	7	7	7	<b>33</b>	6	4	5	6	6	6	<b>33</b>
Points lost on own serve	5	5	6	5	8	4	<b>33</b>	4	6	3	6	9	5	<b>33</b>
Most consecutive points won	6	4	2	4	4	2	<b>6</b>	3	2	4	5	4	2	<b>5</b>
Greatest deficit overcome	-	2	-	3	2	-	<b>3</b>	1	-	-	-	-	-	<b>1</b>
Handedness/Grip														

Game/Match Statistics	Game						Match
	1	2	3	4	5	6	
Longest rally (strokes)	13	12	9	7	9	9	<b>13</b>
Average rally	4	5	4	4	4	4	<b>4</b>

**Game Progress**

1	KUDRIASHOVA Anastasiia (RUS)	0	*0	1	*1	2	*3	4	*6	8	*9	9	VASYLIEVA Mariia (UKR)	*0	2	*3	5	*6	7	*8	8	*8	9	11																				
2	KUDRIASHOVA Anastasiia (RUS)	*0	0	*2	3	*4	5	*6	7	*7	9	11	VASYLIEVA Mariia (UKR)	0	*2	2	*3	4	*5	6	*7	9	*9	9																				
3	KUDRIASHOVA Anastasiia (RUS)	0	*0	0	*2	3	*4	5	*5	5	VASYLIEVA Mariia (UKR)	*0	2	*4	4	*5	6	*7	9	11																								
4	KUDRIASHOVA Anastasiia (RUS)	*0	1	*1	2	*4	5	*7	9	*9	9	*10	11	*11	12	13	VASYLIEVA Mariia (UKR)	0	*1	3	*4	4	*5	5	*5	7	*9	10	*10	11	*11	11												
5	KUDRIASHOVA Anastasiia (RUS)	0	*1	2	*3	4	*6	6	*6	8	*10	10	*10	11	*12	12	*13	13	*13	14	*15	16	VASYLIEVA Mariia (UKR)	*0	1	*2	3	*4	4	*6	8	*8	8	*10	11	*11	11	*12	12	*13	14	*14	14	14
6	KUDRIASHOVA Anastasiia (RUS)	*0	1	*3	4	*5	6	*6	7	*8	10	*10	11	12	VASYLIEVA Mariia (UKR)	0	*1	1	*2	3	*4	6	*7	8	*8	10	*10	10																

**LEGEND**

\* Server

**MS** Men's Single

**MT** Men's Team

**No.** Number

**WS** Women's Single

**WT** Women's Team

**Note:** The "Greatest deficit overcome" only applies when the player ends up winning the game.



WED 26 JUL 2017

### Match Results

Start Time 15:00

WANG Zhe (CHN)

4 - 0

WERNHARDT Charis (GER)

#### Game Summary

		Match	1st Game	2nd Game	3rd Game	4th Game
<b>WANG Zhe</b>	<b>CHN</b>	<b>4</b>	11	11	11	11
WERNHARDT Charis	GER	0	1	6	3	2
Duration		7min	0min	3min	2min	2min

Match No: WS61

Table: Table 4

Umpires:

Player Statistics	WANG Zhe (CHN)					WERNHARDT Charis (GER)				
	Game				Match	Game				Match
	1	2	3	4		1	2	3	4	
Points won	11	11	11	11	44	1	6	3	2	12
Biggest lead	10	6	8	9	10	-	-	2	1	2
Points won on own serve	5	8	5	5	23	-	5	2	-	7
Points lost on own serve	1	1	1	2	5	6	3	6	6	21
Most consecutive points won	10	5	10	7	10	1	3	2	1	3
Greatest deficit overcome	-	-	2	1	2	-	-	-	-	-
Handedness/Grip										

Game/Match Statistics	Game				Match
	1	2	3	4	
Longest rally (strokes)	-	7	5	5	7
Average rally	-	2	3	3	2

#### Game Progress

1	WANG Zhe (CHN)	0	*2	4	*6	8	*10	11			
	WERNHARDT Charis (GER)	*0	0	*0	0	*0	0	1			
2	WANG Zhe (CHN)	*0	2	*4	5	*5	7	*8	10	*10	11
	WERNHARDT Charis (GER)	0	*0	0	*1	3	*3	4	*4	6	6
3	WANG Zhe (CHN)	0	*0	1	*3	5	*7	9	11		
	WERNHARDT Charis (GER)	*0	2	*3	3	*3	3	*3	3		
4	WANG Zhe (CHN)	*0	1	*3	4	*6	8	*10	11		
	WERNHARDT Charis (GER)	0	*1	1	*2	2	*2	2	2		

#### LEGEND

\* Server

MS Men's Single

MT Men's Team

No. Number

WS Women's Single

WT Women's Team

Note: The "Greatest deficit overcome" only applies when the player ends up winning the game.



WED 26 JUL 2017

### Match Results

Start Time 15:00

KAMEZAWA Riho (JPN)

4 - 0

LEE Ahhyun (KOR)

#### Game Summary

		Match	1st Game	2nd Game	3rd Game	4th Game
<b>KAMEZAWA Riho</b>	<b>JPN</b>	<b>4</b>	11	11	11	11
LEE Ahhyun	KOR	0	1	6	4	4
Duration		5min	0min	0min	2min	3min

Match No: WS62

Table: Table 5

Umpires:

Player Statistics	KAMEZAWA Riho (JPN)					LEE Ahhyun (KOR)				
	Game				Match	Game				Match
	1	2	3	4		1	2	3	4	
Points won	11	11	11	11	44	1	6	4	4	15
Biggest lead	10	5	7	7	10	-	6	1	-	6
Points won on own serve	5	6	6	5	22	-	4	2	2	8
Points lost on own serve	1	2	2	2	7	6	5	5	6	22
Most consecutive points won	7	11	6	4	11	1	6	1	1	6
Greatest deficit overcome	-	6	1	-	6	-	-	-	-	-
Handedness/Grip										

Game/Match Statistics	Game				Match
	1	2	3	4	
Longest rally (strokes)	-	-	3	7	7
Average rally	-	-	1	3	1

#### Game Progress

1	KAMEZAWA Riho (JPN)	*0	2	*4	5	*7	9	11	
	LEE Ahhyun (KOR)	0	*0	0	*1	1	*1	1	
2	KAMEZAWA Riho (JPN)	0	*0	0	*0	2	*4	6	*8
	LEE Ahhyun (KOR)	*0	2	*4	6	*6	6	*6	6
3	KAMEZAWA Riho (JPN)	*0	1	*3	5	*6	7	*8	10
	LEE Ahhyun (KOR)	0	*1	1	*1	2	*3	4	*4
4	KAMEZAWA Riho (JPN)	0	*2	4	*5	6	*7	8	*10
	LEE Ahhyun (KOR)	*0	0	*0	1	*2	3	*4	4

#### LEGEND

\* Server

MS Men's Single

MT Men's Team

No. Number

WS Women's Single

WT Women's Team

Note: The "Greatest deficit overcome" only applies when the player ends up winning the game.



WED 26 JUL 2017

### Match Results

Start Time 15:00

MARKOVICH Ksenia (RUS)

0 - 4

STARIKOVA Larysa (UKR)

#### Game Summary

		Match	1st Game	2nd Game	3rd Game	4th Game
MARKOVICH Ksenia	RUS	0	10	3	6	6
STARIKOVA Larysa	UKR	4	12	11	11	11
Duration		15min	5min	3min	4min	3min

Match No: WS63

Table: Table 7

Umpires:

Player Statistics	MARKOVICH Ksenia (RUS)					STARIKOVA Larysa (UKR)				
	Game				Match	Game				Match
	1	2	3	4		1	2	3	4	
Points won	10	3	6	6	25	12	11	11	11	45
Biggest lead	5	-	-	-	5	2	8	6	5	8
Points won on own serve	4	1	2	4	11	5	4	5	6	20
Points lost on own serve	7	7	6	5	25	6	2	4	2	14
Most consecutive points won	5	2	2	1	5	7	5	4	3	7
Greatest deficit overcome	-	-	-	-	-	5	-	-	-	5
Handedness/Grip										

Game/Match Statistics	Game				Match
	1	2	3	4	
Longest rally (strokes)	9	11	8	12	12
Average rally	4	5	4	4	4

#### Game Progress

1	MARKOVICH Ksenia (RUS)	0	*1	2	*4	4	*6	8	*9	10	*10	10	*10	10
	STARIKOVA Larysa (UKR)	*0	1	*2	2	*4	4	*4	5	*6	8	*10	11	12
2	MARKOVICH Ksenia (RUS)	*0	0	*2	2	*2	3	*3	3					
	STARIKOVA Larysa (UKR)	0	*2	2	*4	6	*7	9	11					
3	MARKOVICH Ksenia (RUS)	0	*0	0	*1	2	*3	3	*5	6	6			
	STARIKOVA Larysa (UKR)	*0	2	*4	5	*6	7	*9	9	*10	11			
4	MARKOVICH Ksenia (RUS)	*0	1	*1	2	*3	4	*5	6	*6	6			
	STARIKOVA Larysa (UKR)	0	*1	3	*4	5	*6	7	*8	10	11			

#### LEGEND

\* Server

MS Men's Single

MT Men's Team

No. Number

WS Women's Single

WT Women's Team

Note: The "Greatest deficit overcome" only applies when the player ends up winning the game.



WED 26 JUL 2017

### Match Results

Start Time 17:15

KONDRATOVA Anna Alexandrovna ( 4 - 0

KAWASAKI Mizue (JPN)

#### Game Summary

		Match	1st Game	2nd Game	3rd Game	4th Game
KONDRATOVA Anna Alexandrovna	RUS	4	11	11	11	11
KAWASAKI Mizue	JPN	0	7	2	1	7
Duration		11min	3min	2min	2min	4min

Match No: WS65

Table: Table 1

Umpires:

Player Statistics	KONDRATOVA Anna Alexandrovna (RUS)					KAWASAKI Mizue (JPN)				
	Game				Match	Game				Match
	1	2	3	4		1	2	3	4	
Points won	11	11	11	11	44	7	2	1	7	17
Biggest lead	5	9	10	5	10	-	-	-	-	-
Points won on own serve	8	6	6	4	24	5	2	1	3	11
Points lost on own serve	2	-	-	4	6	3	5	5	7	20
Most consecutive points won	5	7	6	4	7	3	2	1	2	3
Greatest deficit overcome	-	-	-	-	-	-	-	-	-	-
Handedness/Grip										

Game/Match Statistics	Game				Match
	1	2	3	4	
Longest rally (strokes)	10	7	5	8	10
Average rally	4	4	2	4	4

#### Game Progress

1	KONDRATOVA Anna Alexandrovna (RU)	*0	2	*4	5	*6	7	*7	9	*9	11
	KAWASAKI Mizue (JPN)	0	*0	0	*1	2	*3	5	*5	7	7
2	KONDRATOVA Anna Alexandrovna (RU)	0	*2	4	*4	6	*8	10	11		
	KAWASAKI Mizue (JPN)	*0	0	*0	2	*2	2	*2	2		
3	KONDRATOVA Anna Alexandrovna (RU)	*0	2	*4	6	*7	9	11			
	KAWASAKI Mizue (JPN)	0	*0	0	*0	1	*1	1			
4	KONDRATOVA Anna Alexandrovna (RU)	0	*1	3	*5	6	*7	8	*9	9	11
	KAWASAKI Mizue (JPN)	*0	1	*1	1	*2	3	*4	5	*7	7

#### LEGEND

\* Server

MS Men's Single

MT Men's Team

No. Number

WS Women's Single

WT Women's Team

Note: The "Greatest deficit overcome" only applies when the player ends up winning the game.



WED 26 JUL 2017

### Match Results

Start Time 17:15

FEKETE Zsuzsanna (HUN)

0 - 4

LIN Huan (CHN)

#### Game Summary

		Match	1st Game	2nd Game	3rd Game	4th Game
FEKETE Zsuzsanna	HUN	0	5	5	5	6
LIN Huan	CHN	4	11	11	11	11
Duration		14min	3min	3min	4min	4min

Match No: WS66

Table: Table 2

Umpires:

Player Statistics	FEKETE Zsuzsanna (HUN)					LIN Huan (CHN)				
	Game				Match	Game				Match
	1	2	3	4		1	2	3	4	
Points won	5	5	5	6	21	11	11	11	11	44
Biggest lead	1	1	-	3	3	6	7	8	5	8
Points won on own serve	3	3	1	3	10	6	6	4	5	21
Points lost on own serve	5	5	7	6	23	2	2	4	3	11
Most consecutive points won	1	2	3	3	3	5	7	6	4	7
Greatest deficit overcome	-	-	-	-	-	1	1	-	3	3
Handedness/Grip										

Game/Match Statistics	Game				Match
	1	2	3	4	
Longest rally (strokes)	20	16	11	13	20
Average rally	6	7	6	7	7

#### Game Progress

1	FEKETE Zsuzsanna (HUN)	0	*1	2	*3	3	*3	4	*4	5	
	LIN Huan (CHN)	*0	1	*2	3	*5	7	*8	10	11	
2	FEKETE Zsuzsanna (HUN)	*0	1	*2	3	*3	3	*3	4	5	
	LIN Huan (CHN)	0	*1	2	*3	5	*7	9	*10	11	
3	FEKETE Zsuzsanna (HUN)	0	*0	0	*2	2	*2	2	*4	5	
	LIN Huan (CHN)	*0	2	*4	4	*6	8	*10	10	11	
4	FEKETE Zsuzsanna (HUN)	*0	2	*3	3	*4	4	*5	6	*6	6
	LIN Huan (CHN)	0	*0	1	*3	4	*6	7	*8	10	11

#### LEGEND

\* Server

MS Men's Single

MT Men's Team

No. Number

WS Women's Single

WT Women's Team

Note: The "Greatest deficit overcome" only applies when the player ends up winning the game.



WED 26 JUL 2017

### Match Results

Start Time 17:15

ZAVINOVSKA Karyna (UKR)

4 - 2

LEE Jiyeun (KOR)

#### Game Summary

		Match	1st Game	2nd Game	3rd Game	4th Game	5th Game	6th Game
ZAVINOVSKA Karyna	UKR	4	11	7	11	6	11	11
LEE Jiyeun	KOR	2	3	11	9	11	9	7
	Duration	25min	2min	4min	5min	4min	5min	5min

Match No: WS67

Table: Table 3

Umpires:

Player Statistics	ZAVINOVSKA Karyna (UKR)							LEE Jiyeun (KOR)						
	Game						Match	Game						Match
	1	2	3	4	5	6		1	2	3	4	5	6	
Points won	11	7	11	6	11	11	57	3	11	9	11	9	7	50
Biggest lead	8	1	2	2	5	4	8	-	4	3	5	-	-	5
Points won on own serve	4	4	5	3	5	7	28	1	5	4	5	4	4	23
Points lost on own serve	2	6	5	6	5	3	27	7	3	6	3	6	4	29
Most consecutive points won	4	3	3	3	5	3	5	1	4	5	6	3	3	6
Greatest deficit overcome	-	-	3	-	-	-	3	-	1	-	2	-	-	2
Handedness/Grip														

Game/Match Statistics	Game						Match
	1	2	3	4	5	6	
Longest rally (strokes)	12	9	6	7	11	14	14
Average rally	4	4	3	3	4	5	4

#### Game Progress

1	ZAVINOVSKA Karyna (UKR)	0	*2	3	*5	6	*8	10	11	
	LEE Jiyeun (KOR)	*0	0	*1	1	*2	2	*2	3	
2	ZAVINOVSKA Karyna (UKR)	*0	1	*2	2	*3	4	*5	7	*7
	LEE Jiyeun (KOR)	0	*1	2	*4	5	*6	7	*7	9
3	ZAVINOVSKA Karyna (UKR)	0	*2	2	*2	3	*4	6	*7	8
	LEE Jiyeun (KOR)	*0	0	*2	4	*5	6	*6	7	*8
4	ZAVINOVSKA Karyna (UKR)	*0	1	*3	3	*3	5	*6	6	*6
	LEE Jiyeun (KOR)	0	*1	1	*3	5	*5	6	*8	10
5	ZAVINOVSKA Karyna (UKR)	0	*2	4	*5	6	*6	7	*9	9
	LEE Jiyeun (KOR)	*0	0	*0	1	*2	4	*5	5	*7
6	ZAVINOVSKA Karyna (UKR)	*0	2	*3	4	*4	5	*7	8	*9
	LEE Jiyeun (KOR)	0	*0	1	*2	4	*5	5	*6	7

#### LEGEND

\* Server

MS Men's Single

MT Men's Team

No. Number

WS Women's Single

WT Women's Team

Note: The "Greatest deficit overcome" only applies when the player ends up winning the game.



WED 26 JUL 2017

### Match Results

Start Time 17:15

ZYLA Iwona Ewa (POL)

0 - 4

SHI Ce (CHN)

#### Game Summary

		Match	1st Game	2nd Game	3rd Game	4th Game
ZYLA Iwona Ewa	POL	0	5	4	2	7
SHI Ce	CHN	4	11	11	11	11
Duration		7min	0min	2min	2min	3min

Match No: WS68

Table: Table 4

Umpires:

Player Statistics	ZYLA Iwona Ewa (POL)					SHI Ce (CHN)				
	Game				Match	Game				Match
	1	2	3	4		1	2	3	4	
Points won	5	4	2	7	18	11	11	11	11	44
Biggest lead	1	-	-	4	4	7	8	9	4	9
Points won on own serve	2	1	-	4	7	5	5	4	7	21
Points lost on own serve	6	6	7	4	23	3	3	2	3	11
Most consecutive points won	3	2	1	3	3	8	6	7	7	8
Greatest deficit overcome	-	-	-	-	-	1	-	-	4	4
Handedness/Grip										

Game/Match Statistics	Game				Match
	1	2	3	4	
Longest rally (strokes)	-	2	7	8	8
Average rally	-	-	3	3	2

#### Game Progress

1	ZYLA Iwona Ewa (POL)	*0	1	*1	1	*1	2	*4	4	5
	SHI Ce (CHN)	0	*1	3	*5	7	*8	8	*10	11
2	ZYLA Iwona Ewa (POL)	0	*0	1	*1	1	*2	2	*4	4
	SHI Ce (CHN)	*0	2	*3	5	*7	8	*10	10	11
3	ZYLA Iwona Ewa (POL)	*0	0	*1	1	*1	1	*2	2	
	SHI Ce (CHN)	0	*2	3	*5	7	*9	10	11	
4	ZYLA Iwona Ewa (POL)	0	*2	3	*4	6	*6	7	*7	7
	SHI Ce (CHN)	*0	0	*1	2	*2	4	*5	7	*9

#### LEGEND

\* Server

MS Men's Single

MT Men's Team

No. Number

WS Women's Single

WT Women's Team

Note: The "Greatest deficit overcome" only applies when the player ends up winning the game.





WED 26 JUL 2017

### Match Results

Start Time 17:15

**HUANG Meng Ping (CHN)**

**4 - 0**

**NUEVO Abrienne (PHI)**

**Game Summary**

		Match	1st Game	2nd Game	3rd Game	4th Game
<b>HUANG Meng Ping</b>	<b>CHN</b>	<b>4</b>	11	11	11	11
<b>NUEVO Abrienne</b>	<b>PHI</b>	<b>0</b>	6	9	6	5
	Duration	<b>14min</b>	3min	5min	3min	3min

Match No: WS69

Table: Table 5

Umpires:

Player Statistics	HUANG Meng Ping (CHN)					NUEVO Abrienne (PHI)				
	Game				Match	Game				Match
	1	2	3	4		1	2	3	4	
Points won	11	11	11	11	<b>44</b>	6	9	6	5	<b>26</b>
Biggest lead	5	2	5	6	<b>6</b>	1	2	1	1	<b>2</b>
Points won on own serve	6	7	8	5	<b>26</b>	3	6	5	2	<b>16</b>
Points lost on own serve	3	3	1	3	<b>10</b>	5	4	3	6	<b>18</b>
Most consecutive points won	4	2	3	5	<b>5</b>	2	3	2	3	<b>3</b>
Greatest deficit overcome	1	2	1	1	<b>2</b>	-	-	-	-	<b>-</b>
Handedness/Grip										

Game/Match Statistics	Game				Match
	1	2	3	4	
Longest rally (strokes)	11	11	13	10	<b>13</b>
Average rally	4	5	5	4	<b>4</b>

**Game Progress**

1	<b>HUANG Meng Ping (CHN)</b>	*0	1	*2	3	*5	7	*7	8	*10	11	
	NUEVO Abrienne (PHI)	0	*1	2	*3	3	*3	5	*6	6	<b>6</b>	
2	<b>HUANG Meng Ping (CHN)</b>	0	*1	2	*3	4	*4	6	*7	8	*9	<b>11</b>
	NUEVO Abrienne (PHI)	*0	1	*2	3	*4	6	*6	7	*8	9	<b>9</b>
3	<b>HUANG Meng Ping (CHN)</b>	*0	1	*2	4	*5	7	*7	9	*10	11	
	NUEVO Abrienne (PHI)	0	*1	2	*2	3	*3	5	*5	6	<b>6</b>	
4	<b>HUANG Meng Ping (CHN)</b>	0	*2	2	*3	5	*7	8	*9	11		
	NUEVO Abrienne (PHI)	*0	0	*2	3	*3	3	*4	5	<b>5</b>		

**LEGEND**

\* Server

**MS** Men's Single

**MT** Men's Team

**No.** Number

**WS** Women's Single

**WT** Women's Team

**Note:** The "Greatest deficit overcome" only applies when the player ends up winning the game.



WED 26 JUL 2017

### Match Results

Start Time 17:15

GHOSH Suravi (IND)

0 - 4

KUDRIASHOVA Anastasiia (RUS)

#### Game Summary

		Match	1st Game	2nd Game	3rd Game	4th Game
GHOSH Suravi	IND	0	9	10	8	6
KUDRIASHOVA Anastasiia	RUS	4	11	12	11	11
Duration		17min	4min	5min	4min	4min

Match No: WS70

Table: Table 7

Umpires:

Player Statistics	GHOSH Suravi (IND)					KUDRIASHOVA Anastasiia (RUS)				
	Game				Match	Game				Match
	1	2	3	4		1	2	3	4	
Points won	9	10	8	6	33	11	12	11	11	45
Biggest lead	1	3	2	-	3	6	2	5	5	6
Points won on own serve	6	4	7	2	19	7	5	8	5	25
Points lost on own serve	4	7	3	6	20	3	6	1	4	14
Most consecutive points won	7	4	3	2	7	7	3	7	3	7
Greatest deficit overcome	-	-	-	-	-	1	3	2	-	3
Handedness/Grip										

Game/Match Statistics	Game				Match
	1	2	3	4	
Longest rally (strokes)	11	15	11	13	15
Average rally	4	5	6	5	5

#### Game Progress

1	GHOSH Suravi (IND)	*0	1	*1	1	*1	3	*5	7	*8	9	9	KUDRIASHOVA Anastasiia (RUS)	0	*1	3	*5	7	*7	7	*7	8	*9	11				
2	GHOSH Suravi (IND)	0	*1	2	*4	5	*6	6	*7	7	*8	10	*10	10	KUDRIASHOVA Anastasiia (RUS)	*0	1	*2	2	*3	4	*6	7	*9	10	*10	11	12
3	GHOSH Suravi (IND)	*0	2	*2	2	*2	3	*4	6	*6	8	8	KUDRIASHOVA Anastasiia (RUS)	0	*0	2	*4	6	*7	8	*8	10	*10	11				
4	GHOSH Suravi (IND)	0	*1	1	*2	3	*4	4	*5	6	6	KUDRIASHOVA Anastasiia (RUS)	*0	1	*3	4	*5	6	*8	9	*10	11						

#### LEGEND

\* Server

MS Men's Single

MT Men's Team

No. Number

WS Women's Single

WT Women's Team

Note: The "Greatest deficit overcome" only applies when the player ends up winning the game.



WED 26 JUL 2017

### Match Results

Start Time 17:15

WANG Zhe (CHN)

4 - 1

KAMEZAWA Riho (JPN)

#### Game Summary

		Match	1st Game	2nd Game	3rd Game	4th Game	5th Game
WANG Zhe	CHN	4	9	11	11	11	11
KAMEZAWA Riho	JPN	1	11	4	3	2	6
	Duration	20min	4min	4min	4min	3min	5min

Match No: WS71

Table: Table 8

Umpires:

Player Statistics	WANG Zhe (CHN)						KAMEZAWA Riho (JPN)					
	Game					Match	Game					Match
	1	2	3	4	5		1	2	3	4	5	
Points won	9	11	11	11	11	53	11	4	3	2	6	26
Biggest lead	5	7	8	9	5	9	2	1	-	-	3	3
Points won on own serve	4	5	8	5	6	28	5	2	3	1	3	14
Points lost on own serve	6	2	-	1	3	12	5	6	3	6	5	25
Most consecutive points won	5	4	4	6	7	7	4	2	1	1	3	4
Greatest deficit overcome	-	1	-	-	3	3	5	-	-	-	-	5
Handedness/Grip												

Game/Match Statistics	Game					Match
	1	2	3	4	5	
Longest rally (strokes)	12	9	14	9	10	14
Average rally	5	6	6	5	5	6

#### Game Progress

1	WANG Zhe (CHN)	*0	2	*4	5	*6	7	*8	8	*9	9	9
	KAMEZAWA Riho (JPN)	0	*0	0	*1	2	*3	4	*6	7	*9	11
2	WANG Zhe (CHN)	0	*1	2	*3	5	*7	8	*10	11		
	KAMEZAWA Riho (JPN)	*0	1	*2	3	*3	3	*4	4	4		
3	WANG Zhe (CHN)	*0	2	*3	5	*6	8	*9	11			
	KAMEZAWA Riho (JPN)	0	*0	1	*1	2	*2	3	3			
4	WANG Zhe (CHN)	0	*2	4	*6	7	*8	10	11			
	KAMEZAWA Riho (JPN)	*0	0	*0	0	*1	2	*2	2			
5	WANG Zhe (CHN)	*0	0	*1	2	*3	5	*7	9	*10	11	
	KAMEZAWA Riho (JPN)	0	*2	3	*4	5	*5	5	*5	6	6	

#### LEGEND

\* Server

MS Men's Single

MT Men's Team

No. Number

WS Women's Single

WT Women's Team

Note: The "Greatest deficit overcome" only applies when the player ends up winning the game.



WED 26 JUL 2017

### Match Results

Start Time 17:15

STARIKOVA Larysa (UKR)

1 - 4

JURKOVA Eva (SVK)

#### Game Summary

		Match	1st Game	2nd Game	3rd Game	4th Game	5th Game
STARIKOVA Larysa	UKR	1	12	3	9	9	9
JURKOVA Eva	SVK	4	10	11	11	11	11
	Duration	23min	5min	3min	5min	5min	5min

Match No: WS72

Table: Table 9

Umpires:

Player Statistics	STARIKOVA Larysa (UKR)						JURKOVA Eva (SVK)					
	Game					Match	Game					Match
	1	2	3	4	5		1	2	3	4	5	
Points won	12	3	9	9	9	42	10	11	11	11	11	54
Biggest lead	5	1	-	1	1	5	2	8	8	6	3	8
Points won on own serve	6	1	4	4	6	21	5	6	5	5	7	28
Points lost on own serve	5	5	6	6	4	26	6	2	5	5	3	21
Most consecutive points won	5	1	5	4	3	5	5	5	8	7	3	8
Greatest deficit overcome	2	-	-	-	-	2	-	1	-	1	1	1
Handedness/Grip												

Game/Match Statistics	Game					Match
	1	2	3	4	5	
Longest rally (strokes)	14	10	13	18	12	18
Average rally	5	5	5	6	5	5

#### Game Progress

1	STARIKOVA Larysa (UKR)	*0	1	*3	5	*6	7	*7	8	*8	8	*10	11	12
	JURKOVA Eva (SVK)	0	*1	1	*1	2	*3	5	*6	8	*10	10	*10	10
2	STARIKOVA Larysa (UKR)	0	*1	1	*1	2	*3	3	3					
	JURKOVA Eva (SVK)	*0	1	*3	5	*6	7	*9	11					
3	STARIKOVA Larysa (UKR)	*0	0	*0	0	*0	2	*4	4	*6	8	9		
	JURKOVA Eva (SVK)	0	*2	4	*6	8	*8	8	*10	10	*10	11		
4	STARIKOVA Larysa (UKR)	0	*1	2	*3	3	*3	3	*5	7	*8	9		
	JURKOVA Eva (SVK)	*0	1	*2	3	*5	7	*9	9	*9	10	11		
5	STARIKOVA Larysa (UKR)	*0	1	*2	3	*3	4	*5	7	*7	8	9		
	JURKOVA Eva (SVK)	0	*1	2	*3	5	*6	7	*7	9	*10	11		

#### LEGEND

\* Server

MS Men's Single

MT Men's Team

No. Number

WS Women's Single

WT Women's Team

Note: The "Greatest deficit overcome" only applies when the player ends up winning the game.

TTW001408\_73A 1.0

Page 1 / 1

Report Created WED 26 JUL 2017 20:50





THU 27 JUL 2017

### Match Results

Start Time 09:00

KONDRATOVA Anna Alexandrovna ( 4 - 1

LIN Huan (CHN)

#### Game Summary

		Match	1st Game	2nd Game	3rd Game	4th Game	5th Game
KONDRATOVA Anna Alexandrovna	RUS	4	11	11	9	11	11
LIN Huan	CHN	1	3	4	11	9	7
	Duration	23min	3min	5min	5min	5min	5min

Match No: WS73

Table: Table 1

Umpires:

Player Statistics	KONDRATOVA Anna Alexandrovna (RUS)						LIN Huan (CHN)					
	Game					Match	Game					Match
	1	2	3	4	5		1	2	3	4	5	
Points won	11	11	9	11	11	53	3	4	11	9	7	34
Biggest lead	8	7	1	3	4	8	-	-	3	2	2	3
Points won on own serve	4	7	7	5	5	28	1	3	8	4	4	20
Points lost on own serve	2	1	3	5	3	14	7	4	2	6	6	25
Most consecutive points won	4	4	3	4	5	5	1	1	4	3	2	4
Greatest deficit overcome	-	-	-	2	2	2	-	-	1	-	-	1
Handedness/Grip												

Game/Match Statistics	Game					Match
	1	2	3	4	5	
Longest rally (strokes)	11	26	22	15	20	26
Average rally	7	9	8	7	9	8

#### Game Progress

1	KONDRATOVA Anna Alexandrovna (RU)	0	*2	3	*4	6	*8	9	11			
	LIN Huan (CHN)	*0	0	*1	2	*2	2	*3	3			
2	KONDRATOVA Anna Alexandrovna (RU)	*0	2	*3	5	*6	8	*9	10	11		
	LIN Huan (CHN)	0	*0	1	*1	2	*2	3	*4	4		
3	KONDRATOVA Anna Alexandrovna (RUS)	0	*0	2	*3	3	*4	6	*6	8	*8	9
	LIN Huan (CHN)	*0	2	*2	3	*5	6	*6	8	*8	10	11
4	KONDRATOVA Anna Alexandrovna (RU)	*0	1	*2	2	*4	6	*7	8	*9	10	11
	LIN Huan (CHN)	0	*1	2	*4	4	*4	5	*6	7	*8	9
5	KONDRATOVA Anna Alexandrovna (RU)	0	*0	2	*3	3	*4	6	*8	9	11	
	LIN Huan (CHN)	*0	2	*2	3	*5	6	*6	6	*7	7	

#### LEGEND

\* Server

MS Men's Single

MT Men's Team

No. Number

WS Women's Single

WT Women's Team

Note: The "Greatest deficit overcome" only applies when the player ends up winning the game.

TTW001301\_73A 1.0

Page 1 / 1

Report Created THU 27 JUL 2017 10:00





THU 27 JUL 2017

### Match Results

Start Time 09:00

ZAVINOVSKA Karyna (UKR)

3 - 4

SHI Ce (CHN)

#### Game Summary

		Match	1st Game	2nd Game	3rd Game	4th Game	5th Game	6th Game	7th Game
ZAVINOVSKA Karyna	UKR	3	9	11	7	7	11	11	2
SHI Ce	CHN	4	11	9	11	11	9	8	11
	Duration	29min	4min	4min	4min	4min	5min	5min	3min

Match No: WS74

Table: Table 4

Umpires:

Player Statistics	ZAVINOVSKA Karyna (UKR)								SHI Ce (CHN)							
	Game							Match	Game							Match
	1	2	3	4	5	6	7		1	2	3	4	5	6	7	
Points won	9	11	7	7	11	11	2	58	11	9	11	11	9	8	11	70
Biggest lead	-	4	1	1	2	5	-	5	5	-	5	5	1	-	9	9
Points won on own serve	6	6	4	5	6	6	1	34	7	5	5	8	5	5	5	40
Points lost on own serve	4	4	6	3	4	3	6	30	3	5	3	2	5	5	1	24
Most consecutive points won	3	4	2	3	2	5	1	5	5	4	3	4	3	3	8	8
Greatest deficit overcome	-	-	-	-	1	-	-	1	-	-	1	1	-	-	-	1
Handedness/Grip																

Game/Match Statistics	Game							Match
	1	2	3	4	5	6	7	
Longest rally (strokes)	15	9	10	11	15	10	10	15
Average rally	5	4	6	7	6	6	6	6

#### Game Progress

1	ZAVINOVSKA Karyna (UKR)	*0	0	*1	3	*3	3	*4	6	*6	8	9	SHI Ce (CHN)	0	*2	3	*3	5	*7	8	*8	10	*10	11
2	ZAVINOVSKA Karyna (UKR)	0	*2	4	*5	5	*5	6	*8	9	*9	11	SHI Ce (CHN)	*0	0	*0	1	*3	5	*6	6	*7	9	9
3	ZAVINOVSKA Karyna (UKR)	*0	1	*1	2	*3	4	*5	5	*6	7	SHI Ce (CHN)	0	*1	3	*4	5	*6	7	*9	10	11		
4	ZAVINOVSKA Karyna (UKR)	0	*0	2	*3	4	*4	5	*5	6	7	SHI Ce (CHN)	*0	2	*2	3	*4	6	*7	9	*10	11		
5	ZAVINOVSKA Karyna (UKR)	*0	2	*3	3	*4	5	*6	7	*8	10	11	SHI Ce (CHN)	0	*0	1	*3	4	*5	6	*7	8	*8	9
6	ZAVINOVSKA Karyna (UKR)	0	*2	4	*5	5	*6	8	*8	9	*10	11	SHI Ce (CHN)	*0	0	*0	1	*3	4	*4	6	*7	8	8
7	ZAVINOVSKA Karyna (UKR)	*0	0	*1	2	*2	2	*2	2	SHI Ce (CHN)	0	*2	3	*4	6	*8	10	11						

#### LEGEND

\* Server

MS Men's Single

MT Men's Team

No. Number

WS Women's Single

WT Women's Team

Note: The "Greatest deficit overcome" only applies when the player ends up winning the game.



THU 27 JUL 2017

Start Time 09:00

## Match Results

HUANG Meng Ping (CHN)

4 - 0

KUDRIASHOVA Anastasiia (RUS)

### Game Summary

		Match	1st Game	2nd Game	3rd Game	4th Game
<b>HUANG Meng Ping</b>	<b>CHN</b>	<b>4</b>	11	11	11	11
KUDRIASHOVA Anastasiia	RUS	0	3	7	6	9
Duration		14min	3min	3min	4min	4min

Match No: WS75

Table: Table 7

Umpires:

Player Statistics	HUANG Meng Ping (CHN)					KUDRIASHOVA Anastasiia (RUS)				
	Game				Match	Game				Match
	1	2	3	4		1	2	3	4	
Points won	11	11	11	11	44	3	7	6	9	25
Biggest lead	8	4	5	3	8	1	2	3	-	3
Points won on own serve	6	5	6	5	22	1	4	3	4	12
Points lost on own serve	2	3	3	5	13	5	6	5	6	22
Most consecutive points won	6	4	4	3	6	2	2	3	3	3
Greatest deficit overcome	1	2	3	-	3	-	-	-	-	-
Handedness/Grip										

Game/Match Statistics	Game				Match
	1	2	3	4	
Longest rally (strokes)	8	7	14	9	14
Average rally	4	4	5	4	4

### Game Progress

1	HUANG Meng Ping (CHN)	*0	1	*3	5	*6	7	*9	11			
	KUDRIASHOVA Anastasiia (RUS)	0	*1	1	*1	2	*3	3	3			
2	HUANG Meng Ping (CHN)	0	*1	2	*2	3	*5	6	*7	9	11	
	KUDRIASHOVA Anastasiia (RUS)	*0	1	*2	4	*5	5	*6	7	*7	7	
3	HUANG Meng Ping (CHN)	*0	0	*1	3	*4	6	*7	8	*10	11	
	KUDRIASHOVA Anastasiia (RUS)	0	*2	3	*3	4	*4	5	*6	6	6	
4	HUANG Meng Ping (CHN)	0	*1	2	*4	5	*6	7	*7	8	*10	11
	KUDRIASHOVA Anastasiia (RUS)	*0	1	*2	2	*3	4	*5	7	*8	8	9

### LEGEND

\* Server

MS Men's Single

MT Men's Team

No. Number

WS Women's Single

WT Women's Team

Note: The "Greatest deficit overcome" only applies when the player ends up winning the game.



THU 27 JUL 2017

### Match Results

Start Time 09:00

WANG Zhe (CHN)

4 - 1

JURKOVA Eva (SVK)

#### Game Summary

		Match	1st Game	2nd Game	3rd Game	4th Game	5th Game
WANG Zhe	CHN	4	9	11	15	11	12
JURKOVA Eva	SVK	1	11	9	13	9	10
	Duration	23min	4min	4min	5min	5min	5min

Match No: WS76

Table: Table 9

Umpires:

Player Statistics	WANG Zhe (CHN)						JURKOVA Eva (SVK)					
	Game					Match	Game					Match
	1	2	3	4	5		1	2	3	4	5	
Points won	9	11	15	11	12	58	11	9	13	9	10	52
Biggest lead	2	2	2	3	3	3	2	4	2	3	2	4
Points won on own serve	4	7	7	5	8	31	5	6	6	4	7	28
Points lost on own serve	6	3	7	5	3	24	5	4	8	6	4	27
Most consecutive points won	2	4	3	6	3	6	3	4	3	3	3	4
Greatest deficit overcome	-	4	2	3	2	4	2	-	-	-	-	2
Handedness/Grip												

Game/Match Statistics	Game					Match
	1	2	3	4	5	
Longest rally (strokes)	9	9	17	9	27	27
Average rally	5	4	6	6	6	5

#### Game Progress

1	WANG Zhe (CHN)	*0	2	*3	3	*4	4	*6	7	*8	9	9	JURKOVA Eva (SVK)	0	*0	1	*3	4	*6	6	*7	8	*9	11																
2	WANG Zhe (CHN)	0	*0	2	*3	4	*4	4	*6	8	*9	11	JURKOVA Eva (SVK)	*0	2	*2	3	*4	6	*8	8	*8	9	9																
3	WANG Zhe (CHN)	*0	1	*3	4	*4	5	*6	6	*7	9	*10	10	*11	11	*12	13	*13	14	15	JURKOVA Eva (SVK)	0	*1	1	*2	4	*5	6	*8	9	*9	10	*11	11	*12	12	*12	13	*13	13
4	WANG Zhe (CHN)	0	*1	1	*3	3	*4	6	*8	9	*9	11	JURKOVA Eva (SVK)	*0	1	*3	3	*5	6	*6	6	*7	9	9																
5	WANG Zhe (CHN)	*0	1	*1	3	*4	6	*7	8	*9	10	*10	11	12	JURKOVA Eva (SVK)	0	*1	3	*3	4	*4	5	*6	7	*8	10	*10	10												

#### LEGEND

\* Server

MS Men's Single

MT Men's Team

No. Number

WS Women's Single

WT Women's Team

Note: The "Greatest deficit overcome" only applies when the player ends up winning the game.





THU 27 JUL 2017

### Match Results

Start Time 10:00

KONDRATOVA Anna Alexandrovna (RUS) 0 - 4

SHI Ce (CHN)

#### Game Summary

		Match	1st Game	2nd Game	3rd Game	4th Game
KONDRATOVA Anna Alexandrovna	RUS	0	8	5	8	2
SHI Ce	CHN	4	11	11	11	11
Duration		14min	4min	3min	4min	3min

Match No: WS77

Table: Table 2

Umpires:

Player Statistics	KONDRATOVA Anna Alexandrovna (RUS)					SHI Ce (CHN)				
	Game				Match	Game				Match
	1	2	3	4		1	2	3	4	
Points won	8	5	8	2	23	11	11	11	11	44
Biggest lead	2	3	3	-	3	4	6	3	-	9
Points won on own serve	7	2	6	2	17	8	5	7	7	27
Points lost on own serve	3	6	4	4	17	1	3	2	-	6
Most consecutive points won	2	3	2	1	3	3	5	3	7	7
Greatest deficit overcome	-	-	-	-	-	2	3	3	-	3
Handedness/Grip										

Game/Match Statistics	Game				Match
	1	2	3	4	
Longest rally (strokes)	10	10	21	6	21
Average rally	4	4	5	3	4

#### Game Progress

1	KONDRATOVA Anna Alexandrovna (RUS)	*0	2	*2	3	*3	4	*4	5	*6	8	8
	SHI Ce (CHN)	0	*0	2	*3	5	*6	8	*9	10	*10	11
2	KONDRATOVA Anna Alexandrovna (RUS)	0	*2	3	*3	3	*4	5	*5	5		
	SHI Ce (CHN)	*0	0	*1	3	*5	6	*7	9	11		
3	KONDRATOVA Anna Alexandrovna (RUS)	*0	2	*3	4	*4	5	*6	7	*7	8	8
	SHI Ce (CHN)	0	*0	1	*2	4	*5	6	*7	9	*10	11
4	KONDRATOVA Anna Alexandrovna (RUS)	0	*0	0	*0	1	*1	2	2			
	SHI Ce (CHN)	*0	2	*4	6	*7	9	*10	11			

#### LEGEND

\* Server

MS Men's Single

MT Men's Team

No. Number

WS Women's Single

WT Women's Team

Note: The "Greatest deficit overcome" only applies when the player ends up winning the game.



THU 27 JUL 2017

### Match Results

Start Time 10:00

**HUANG Meng Ping (CHN)**

**4 - 2**

**WANG Zhe (CHN)**

**Game Summary**

		Match	1st Game	2nd Game	3rd Game	4th Game	5th Game	6th Game
<b>HUANG Meng Ping</b>	<b>CHN</b>	<b>4</b>	7	11	12	11	5	11
<b>WANG Zhe</b>	<b>CHN</b>	<b>2</b>	11	9	10	9	11	8
	Duration	<b>29min</b>	4min	5min	5min	5min	5min	5min

Match No: WS78

Table: Table 3

Umpires:

Player Statistics	HUANG Meng Ping (CHN)							WANG Zhe (CHN)						
	Game						Match	Game						Match
	1	2	3	4	5	6		1	2	3	4	5	6	
Points won	7	11	12	11	5	11	57	11	9	10	9	11	8	58
Biggest lead	-	3	2	5	4	3	5	4	2	2	1	6	1	6
Points won on own serve	3	3	5	4	2	7	24	6	2	4	3	5	5	25
Points lost on own serve	5	7	6	6	6	3	33	4	8	7	7	3	4	33
Most consecutive points won	1	4	4	4	5	3	5	3	2	3	5	10	3	10
Greatest deficit overcome	-	2	2	1	-	1	2	-	-	-	-	4	-	4
Handedness/Grip														

Game/Match Statistics	Game						Match
	1	2	3	4	5	6	
Longest rally (strokes)	12	11	11	13	11	18	18
Average rally	5	5	7	7	6	8	6

**Game Progress**

1	HUANG Meng Ping (CHN)	0	*1	1	*2	3	*4	5	*5	6	7			
	WANG Zhe (CHN)	*0	1	*3	4	*5	6	*7	9	*10	11			
2	HUANG Meng Ping (CHN)	*0	0	*2	4	*5	6	*7	7	*9	9	11		
	WANG Zhe (CHN)	0	*2	2	*2	3	*4	5	*7	7	*9	9		
3	HUANG Meng Ping (CHN)	0	*0	1	*3	5	*6	6	*7	7	*9	10	*11	12
	WANG Zhe (CHN)	*0	2	*3	3	*3	4	*6	7	*9	9	*10	10	10
4	HUANG Meng Ping (CHN)	*0	1	*3	4	*6	7	*8	9	*9	9	11		
	WANG Zhe (CHN)	0	*1	1	*2	2	*3	4	*5	7	*9	9		
5	HUANG Meng Ping (CHN)	0	*1	3	*5	5	*5	5	*5	5				
	WANG Zhe (CHN)	*0	1	*1	1	*3	5	*7	9	11				
6	HUANG Meng Ping (CHN)	*0	2	*3	4	*5	5	*6	8	*8	10	11		
	WANG Zhe (CHN)	0	*0	1	*2	3	*5	6	*6	8	*8	8		

**LEGEND**

\* Server

**MS** Men's Single

**MT** Men's Team

**No.** Number

**WS** Women's Single

**WT** Women's Team

**Note:** The "Greatest deficit overcome" only applies when the player ends up winning the game.



THU 27 JUL 2017

Start Time 11:00

### Match Results

SHI Ce (CHN)

3 - 4

HUANG Meng Ping (CHN)

#### Game Summary

		Match	1st Game	2nd Game	3rd Game	4th Game	5th Game	6th Game	7th Game
SHI Ce	CHN	3	11	9	14	6	11	10	6
HUANG Meng Ping	CHN	4	6	11	12	11	5	12	11
	Duration	30min	3min	5min	5min	4min	3min	5min	5min

Match No: WS79

Table: Table 1

Umpires:

Player Statistics	SHI Ce (CHN)								Match	HUANG Meng Ping (CHN)								Match
	Game									Game								
	1	2	3	4	5	6	7			1	2	3	4	5	6	7		
Points won	11	9	14	6	11	10	6	67	6	11	12	11	5	12	11	68		
Biggest lead	5	-	2	-	6	1	-	6	1	2	1	7	2	2	5	7		
Points won on own serve	5	5	8	3	6	6	4	37	3	6	7	5	3	7	7	38		
Points lost on own serve	3	5	5	6	2	5	4	30	6	4	6	3	5	4	2	30		
Most consecutive points won	4	2	3	3	8	2	3	8	3	2	2	5	2	2	3	5		
Greatest deficit overcome	1	-	1	-	2	-	-	2	-	-	-	-	-	-	1	-		
Handedness/Grip																		

Game/Match Statistics	Game							Match
	1	2	3	4	5	6	7	
Longest rally (strokes)	9	10	12	13	11	14	11	14
Average rally	5	5	5	5	5	5	4	5

#### Game Progress

1	SHI Ce (CHN)	0	*1	3	*3	4	*6	7	*9	10	11	HUANG Meng Ping (CHN)	*0	1	*1	3	*4	4	*5	5	*6	6														
2	SHI Ce (CHN)	*0	0	*1	2	*3	4	*5	7	*8	9	9	HUANG Meng Ping (CHN)	0	*2	3	*4	5	*6	7	*7	8	*9	11												
3	SHI Ce (CHN)	0	*1	2	*3	4	*5	7	*8	9	*9	10	*11	11	*11	12	*13	14	HUANG Meng Ping (CHN)	*0	1	*2	3	*4	5	*5	6	*7	9	*10	10	*11	12	*12	12	12
4	SHI Ce (CHN)	*0	1	*1	1	*2	2	*3	5	*6	6	HUANG Meng Ping (CHN)	0	*1	3	*5	6	*8	9	*9	10	11														
5	SHI Ce (CHN)	0	*1	2	*2	4	*6	8	*10	11	HUANG Meng Ping (CHN)	*0	1	*2	4	*4	4	*4	4	5																
6	SHI Ce (CHN)	*0	1	*2	3	*4	5	*6	7	*7	9	*10	10	10	10	HUANG Meng Ping (CHN)	0	*1	2	*3	4	*5	6	*7	9	*9	10	*11	12							
7	SHI Ce (CHN)	0	*0	1	*1	2	*3	5	*6	6	6	HUANG Meng Ping (CHN)	*0	2	*3	5	*6	7	*7	8	*10	11														

#### LEGEND

\* Server

MS Men's Single

MT Men's Team

No. Number

WS Women's Single

WT Women's Team

Note: The "Greatest deficit overcome" only applies when the player ends up winning the game.





MON 24 JUL 2017

### Match Results

Start Time 09:45

GOMES / GHOSH (IND)

4 - 0

AKYAZ / AKYUZ (TUR)

#### Game Summary

		Match	1st Game	2nd Game	3rd Game	4th Game
<b>GOMES / GHOSH</b>	<b>IND</b>	<b>4</b>	11	11	11	18
<b>AKYAZ / AKYUZ</b>	<b>TUR</b>	<b>0</b>	4	9	6	16
	Duration	<b>16min</b>	3min	5min	3min	5min

Match No: WD1

Table: Table 3

Umpires:

Player Statistics	GOMES / GHOSH (IND)					AKYAZ / AKYUZ (TUR)					
	Game				Match	Game				Match	
	1	2	3	4		1	2	3	4		
Points won	11	11	11	18	51	4	4	9	6	16	35
Biggest lead	7	2	6	3	7	-	3	2	2	2	3
Points won on own serve	6	4	5	9	24	2	2	3	2	8	15
Points lost on own serve	2	6	4	8	20	5	7	6	6	9	27
Most consecutive points won	5	4	5	4	5	2	4	2	4	4	4
Greatest deficit overcome	-	3	2	2	3	-	-	-	-	-	-
Handedness/Grip	-					-					

Game/Match Statistics	Game				Match
	1	2	3	4	
Longest rally (strokes)	10	8	11	6	11
Average rally	4	4	4	3	4

#### Game Progress

1	GOMES / GHOSH (IND)	*0	1	*3	5	*6	7	*8	10	11	AKYAZ / AKYUZ (TUR)	0	*1	1	*1	2	*3	4	*4	4																								
2	GOMES / GHOSH (IND)	0	*2	2	*3	3	*4	5	*7	8	*9	11	AKYAZ / AKYUZ (TUR)	*0	0	*2	3	*5	6	*7	7	*8	9	9																				
3	GOMES / GHOSH (IND)	*0	0	*2	3	*5	6	*8	10	*10	11	AKYAZ / AKYUZ (TUR)	0	*2	2	*3	3	*4	4	*4	6	6																						
4	GOMES / GHOSH (IND)	0	*1	1	*3	5	*6	7	*8	9	*10	10	*10	11	*11	12	*12	13	*13	14	*15	15	AKYAZ / AKYUZ (TUR)	*0	1	*3	3	*3	4	*5	6	*7	8	*10	11	*11	12	*12	13	*13	14	*14	14	*15
4	GOMES / GHOSH (IND)	*16	16	*17	18	AKYAZ / AKYUZ (TUR)	15	*16	16	16																																		

#### LEGEND

\* Server

MS Men's Single

MT Men's Team

No. Number

WS Women's Single

WT Women's Team

Note: The "Greatest deficit overcome" only applies when the player ends up winning the game.



MON 24 JUL 2017

### Match Results

Start Time 09:45

MOLL / WERNHARDT (GER)

4 - 3

HRIBAR / BALDER (CRO)

#### Game Summary

	Match	1st Game	2nd Game	3rd Game	4th Game	5th Game	6th Game	7th Game
MOLL / WERNHARDT GER	4	11	7	14	7	8	11	11
HRIBAR / BALDER CRO	3	3	11	12	11	11	9	4
Duration	20min	2min	3min	5min	3min	3min	2min	2min

Match No: WD2

Table: Table 1

Umpires:

Player Statistics	MOLL / WERNHARDT (GER)								Match	HRIBAR / BALDER (CRO)								Match
	Game									Game								
	1	2	3	4	5	6	7			1	2	3	4	5	6	7		
Points won	11	7	14	7	8	11	11	61	3	11	12	11	11	3	3	60		
Biggest lead	8	1	2	-	1	8	8	8	-	4	3	4	5	-	-	5		
Points won on own serve	7	4	9	4	6	7	7	30	2	7	8	7	7	2	2	31		
Points lost on own serve	1	4	4	4	4	1	1	17	4	3	5	3	2	4	4	17		
Most consecutive points won	7	3	4	2	3	7	7	7	2	3	3	3	4	2	2	4		
Greatest deficit overcome	-	-	3	-	-	-	-	3	-	1	-	-	1	-	-	1		
Handedness/Grip	-									-								

Game/Match Statistics	Game							Match
	1	2	3	4	5	6	7	
Longest rally (strokes)	6	10	7	7	6	6	6	10
Average rally	3	4	4	4	4	3	3	3

#### Game Progress

1	MOLL / WERNHARDT (GER)	*0	2	*3	4	*5	7	*9	11	HRIBAR / BALDER (CRO)	0	*0	1	*2	3	*3	3	3																		
2	MOLL / WERNHARDT (GER)	0	*1	2	*2	3	*3	4	*6	7	7	HRIBAR / BALDER (CRO)	*0	1	*2	4	*5	7	*8	8	*9	11														
3	MOLL / WERNHARDT (GER)	*0	2	*2	3	*3	4	*5	6	*7	8	*10	11	*11	12	*12	13	14	HRIBAR / BALDER (CRO)	0	*0	2	*3	5	*6	7	*8	9	*10	10	*10	11	*11	12	*12	12
4	MOLL / WERNHARDT (GER)	0	*0	1	*1	2	*4	5	*5	6	7	HRIBAR / BALDER (CRO)	*0	2	*3	5	*6	6	*7	9	*10	11														
5	MOLL / WERNHARDT (GER)	*0	1	*2	3	*3	4	*4	5	*6	8	8	HRIBAR / BALDER (CRO)	0	*1	2	*3	5	*6	8	*9	10	*10	11												
6	MOLL / WERNHARDT (GER)	0	11	HRIBAR / BALDER (CRO)	*0	9																														

#### LEGEND

\* Server

MS Men's Single

MT Men's Team

No. Number

WS Women's Single

WT Women's Team

Note: The "Greatest deficit overcome" only applies when the player ends up winning the game.



MON 24 JUL 2017

### Match Results

Start Time 09:45

FEKETE / SZECSI (HUN)

4 - 0

CIFTKURAN / KAHRAMAN (TUR)

#### Game Summary

		Match	1st Game	2nd Game	3rd Game	4th Game
FEKETE / SZECSI	HUN	4	11	11	11	11
CIFTKURAN / KAHRAMAN	TUR	0	2	3	8	4
	Duration	10min	2min	2min	3min	3min

Match No: WD3

Table: Table 7

Umpires:

Player Statistics	FEKETE / SZECSI (HUN)					CIFTKURAN / KAHRAMAN (TUR)				
	Game				Match	Game				Match
	1	2	3	4		1	2	3	4	
Points won	11	11	11	11	44	2	3	8	4	17
Biggest lead	9	8	6	7	9	-	-	1	-	1
Points won on own serve	6	8	5	6	25	1	3	4	2	10
Points lost on own serve	1	-	4	2	7	5	3	6	5	19
Most consecutive points won	7	3	5	5	7	1	1	4	2	4
Greatest deficit overcome	-	-	1	-	1	-	-	-	-	-
Handedness/Grip	-					-				

Game/Match Statistics	Game				Match
	1	2	3	4	
Longest rally (strokes)	7	5	6	4	7
Average rally	3	3	4	3	3

#### Game Progress

1	FEKETE / SZECSI (HUN)	*0	2	*4	6	*7	8	*10	11			
	CIFTKURAN / KAHRAMAN (TUR)	0	*0	0	*0	1	*2	2	2			
2	FEKETE / SZECSI (HUN)	*0	2	*3	5	*6	8	*9	11			
	CIFTKURAN / KAHRAMAN (TUR)	0	*0	1	*1	2	*2	3	3			
3	FEKETE / SZECSI (HUN)	0	*1	2	*4	5	*7	9	*9	9	*10	11
	CIFTKURAN / KAHRAMAN (TUR)	*0	1	*2	2	*3	3	*3	5	*7	8	8
4	FEKETE / SZECSI (HUN)	*0	2	*4	5	*6	8	*9	10	11		
	CIFTKURAN / KAHRAMAN (TUR)	0	*0	0	*1	2	*2	3	*4	4		

#### LEGEND

\* Server

MS Men's Single

MT Men's Team

No. Number

WS Women's Single

WT Women's Team

Note: The "Greatest deficit overcome" only applies when the player ends up winning the game.



MON 24 JUL 2017

### Match Results

Start Time 11:15

**HUANG / SHI (CHN)**

**4 - 0**

**JIMOH / ANIMASHAUN (NGR)**

#### Game Summary

		Match	1st Game	2nd Game	3rd Game	4th Game
<b>HUANG / SHI</b>	<b>CHN</b>	<b>4</b>	11	11	11	11
<b>JIMOH / ANIMASHAUN</b>	<b>NGR</b>	<b>0</b>	0	0	0	0
	Duration	<b>0min</b>	0min	0min	0min	0min

Match No: WD4

Table: Table 1

Umpires:

Player Statistics	HUANG / SHI (CHN)					JIMOH / ANIMASHAUN (NGR)					
	Game				Match	Game				Match	
	1	2	3	4		1	2	3	4		
Points won	-	-	-	-	-	-	-	-	-	-	-
Biggest lead	-	-	-	-	-	-	-	-	-	-	-
Points won on own serve	-	-	-	-	-	-	-	-	-	-	-
Points lost on own serve	-	-	-	-	-	-	-	-	-	-	-
Most consecutive points won	-	-	-	-	-	-	-	-	-	-	-
Greatest deficit overcome	-	-	-	-	-	-	-	-	-	-	-
Handedness/Grip	-					-					

Game/Match Statistics	Game				Match
	1	2	3	4	
Longest rally (strokes)	-	-	-	-	-
Average rally	-	-	-	-	-

#### LEGEND

\* Server

**MS** Men's Single

**MT** Men's Team

**No.** Number

**WS** Women's Single

**WT** Women's Team

**Note:** The "Greatest deficit overcome" only applies when the player ends up winning the game.

TTW002401\_73A 2.0

Page 1 / 1

Report Created MON 24 JUL 2017 18:49





MON 24 JUL 2017

### Match Results

Start Time 11:15

LEE / KIM (KOR)

4 - 1

GUBANOVA / KUDRIASHOVA (RUS)

#### Game Summary

		Match	1st Game	2nd Game	3rd Game	4th Game	5th Game
LEE / KIM	KOR	4	13	11	6	11	11
GUBANOVA / KUDRIASHOVA	RUS	1	11	9	11	9	3
	Duration	20min	5min	4min	4min	5min	2min

Match No: WD5

Table: Table 2

Umpires:

Player Statistics	LEE / KIM (KOR)						GUBANOVA / KUDRIASHOVA (RUS)					
	Game					Match	Game					Match
	1	2	3	4	5		1	2	3	4	5	
Points won	13	11	6	11	11	52	11	9	11	9	3	43
Biggest lead	4	2	-	4	8	8	2	3	5	1	-	5
Points won on own serve	5	7	4	6	5	27	4	6	6	5	2	23
Points lost on own serve	7	3	5	4	1	20	8	4	2	5	6	25
Most consecutive points won	6	4	2	4	5	6	5	3	4	4	2	5
Greatest deficit overcome	2	3	-	1	-	3	-	-	-	-	-	-
Handedness/Grip	-						-					

Game/Match Statistics	Game					Match
	1	2	3	4	5	
Longest rally (strokes)	8	7	8	7	5	8
Average rally	4	3	4	4	3	4

#### Game Progress

1	LEE / KIM (KOR)	*0	0	*2	4	*6	6	*6	7	*9	10	*10	10	*11	12	13
	GUBANOVA / KUDRIASHOVA (RUS)	0	*2	2	*2	2	*4	6	*7	7	*8	10	*11	11	*11	11
2	LEE / KIM (KOR)	0	*1	2	*2	4	*5	5	*6	8	*9	11				
	GUBANOVA / KUDRIASHOVA (RUS)	*0	1	*2	4	*4	5	*7	8	*8	9	9				
3	LEE / KIM (KOR)	*0	0	*0	1	*2	4	*4	5	*6	6					
	GUBANOVA / KUDRIASHOVA (RUS)	0	*2	4	*5	6	*6	8	*9	10	11					
4	LEE / KIM (KOR)	0	*1	3	*5	5	*5	6	*7	8	*9	11				
	GUBANOVA / KUDRIASHOVA (RUS)	*0	1	*1	1	*3	5	*6	7	*8	9	9				
5	LEE / KIM (KOR)	0	*2	4	*5	7	*8	9	11							
	GUBANOVA / KUDRIASHOVA (RUS)	*0	0	*0	1	*1	2	*3	3							

#### LEGEND

\* Server

MS Men's Single

MT Men's Team

No. Number

WS Women's Single

WT Women's Team

Note: The "Greatest deficit overcome" only applies when the player ends up winning the game.



MON 24 JUL 2017

### Match Results

Start Time 11:15

FEKETE / SZECSEI (HUN)

4 - 0

COSTA / RODRIGUES (BRA)

#### Game Summary

		Match	1st Game	2nd Game	3rd Game	4th Game
<b>FEKETE / SZECSEI</b>	<b>HUN</b>	<b>4</b>	11	11	11	11
<b>COSTA / RODRIGUES</b>	<b>BRA</b>	<b>0</b>	2	4	4	4
	Duration	<b>9min</b>	1min	3min	2min	3min

Match No: WD6

Table: Table 3

Umpires:

Player Statistics	FEKETE / SZECSEI (HUN)					COSTA / RODRIGUES (BRA)				
	Game				Match	Game				Match
	1	2	3	4		1	2	3	4	
Points won	11	11	11	11	<b>44</b>	2	4	4	4	<b>14</b>
Biggest lead	9	7	8	7	<b>9</b>	-	1	-	-	<b>1</b>
Points won on own serve	6	5	6	7	<b>24</b>	2	1	3	3	<b>9</b>
Points lost on own serve	-	3	1	1	<b>5</b>	5	6	5	4	<b>20</b>
Most consecutive points won	8	6	6	6	<b>8</b>	2	1	2	2	<b>2</b>
Greatest deficit overcome	-	1	-	-	<b>1</b>	-	-	-	-	<b>-</b>
Handedness/Grip	-					-				

Game/Match Statistics	Game				Match
	1	2	3	4	
Longest rally (strokes)	-	8	4	10	<b>10</b>
Average rally	-	3	3	3	<b>2</b>

#### Game Progress

1	FEKETE / SZECSEI (HUN)	0	*2	4	*6	8	*8	10	11	
	COSTA / RODRIGUES (BRA)	*0	0	*0	0	*0	2	*2	2	
2	FEKETE / SZECSEI (HUN)	*0	1	*2	3	*5	7	*9	10	11
	COSTA / RODRIGUES (BRA)	0	*1	2	*3	3	*3	3	*4	4
3	FEKETE / SZECSEI (HUN)	0	*2	3	*4	6	*8	10	*10	11
	COSTA / RODRIGUES (BRA)	*0	0	*1	2	*2	2	*2	4	4
4	FEKETE / SZECSEI (HUN)	*0	2	*4	6	*6	7	*8	10	11
	COSTA / RODRIGUES (BRA)	0	*0	0	*0	2	*3	4	*4	4

#### LEGEND

\* Server

MS Men's Single

MT Men's Team

No. Number

WS Women's Single

WT Women's Team

Note: The "Greatest deficit overcome" only applies when the player ends up winning the game.



MON 24 JUL 2017

### Match Results

Start Time 11:15

MONTIEL / BEDOYA (COL)

0 - 4

ZAVINOVSKA / VASYLIEVA (UKR)

#### Game Summary

		Match	1st Game	2nd Game	3rd Game	4th Game
MONTIEL / BEDOYA	COL	0	2	5	4	7
ZAVINOVSKA / VASYLIEVA	UKR	4	11	11	11	11
Duration		12min	2min	3min	3min	4min

Match No: WD7

Table: Table 4

Umpires:

Player Statistics	MONTIEL / BEDOYA (COL)					ZAVINOVSKA / VASYLIEVA (UKR)				
	Game				Match	Game				Match
	1	2	3	4		1	2	3	4	
Points won	2	5	4	7	18	11	11	11	11	44
Biggest lead	-	1	-	1	1	9	6	7	4	9
Points won on own serve	1	3	2	3	9	6	6	6	4	22
Points lost on own serve	5	5	5	7	22	1	2	2	4	9
Most consecutive points won	1	2	2	3	3	8	5	7	3	8
Greatest deficit overcome	-	-	-	-	-	-	1	-	1	1
Handedness/Grip	-					-				

Game/Match Statistics	Game				Match
	1	2	3	4	
Longest rally (strokes)	3	6	6	6	6
Average rally	1	2	3	2	2

#### Game Progress

1	MONTIEL / BEDOYA (COL)	0	*0	1	*2	2	*2	2	2
	ZAVINOVSKA / VASYLIEVA (UKR)	*0	2	*3	4	*6	8	*10	11
2	MONTIEL / BEDOYA (COL)	*0	1	*2	3	*3	4	*5	5
	ZAVINOVSKA / VASYLIEVA (UKR)	0	*1	2	*3	5	*6	7	*9
3	MONTIEL / BEDOYA (COL)	0	*0	1	*3	4	*4	4	*4
	ZAVINOVSKA / VASYLIEVA (UKR)	*0	2	*3	3	*4	6	*8	10
4	MONTIEL / BEDOYA (COL)	*0	0	*1	3	*4	4	*5	6
	ZAVINOVSKA / VASYLIEVA (UKR)	0	*2	3	*3	4	*6	7	*8

#### LEGEND

\* Server

MS Men's Single

MT Men's Team

No. Number

WS Women's Single

WT Women's Team

Note: The "Greatest deficit overcome" only applies when the player ends up winning the game.



MON 24 JUL 2017

### Match Results

Start Time 11:15

STARIKOVA / KHODKO (UKR)

4 - 0

SAHA / PANDEY (IND)

#### Game Summary

		Match	1st Game	2nd Game	3rd Game	4th Game
STARIKOVA / KHODKO	UKR	4	11	11	11	11
SAHA / PANDEY	IND	0	6	4	1	5
Duration		11min	3min	3min	2min	3min

Match No: WD8

Table: Table 5

Umpires:

Player Statistics	STARIKOVA / KHODKO (UKR)					SAHA / PANDEY (IND)				
	Game				Match	Game				Match
	1	2	3	4		1	2	3	4	
Points won	11	11	11	11	44	6	4	1	5	16
Biggest lead	5	7	10	6	10	-	3	-	-	3
Points won on own serve	5	6	6	5	22	3	2	1	2	8
Points lost on own serve	3	2	-	3	8	6	5	5	6	22
Most consecutive points won	3	8	6	4	8	2	3	1	2	3
Greatest deficit overcome	-	3	-	-	3	-	-	-	-	-
Handedness/Grip	-					-				

Game/Match Statistics	Game				Match
	1	2	3	4	
Longest rally (strokes)	6	8	9	4	9
Average rally	4	3	3	3	3

#### Game Progress

1	STARIKOVA / KHODKO (UKR)	0	*2	3	*4	6	*7	8	*9	10	11
	SAHA / PANDEY (IND)	*0	0	*1	2	*2	3	*4	5	*6	6
2	STARIKOVA / KHODKO (UKR)	*0	0	*1	3	*4	6	*8	10	11	
	SAHA / PANDEY (IND)	0	*2	3	*3	4	*4	4	*4	4	
3	STARIKOVA / KHODKO (UKR)	0	*2	4	*5	7	*9	11			
	SAHA / PANDEY (IND)	*0	0	*0	1	*1	1	1			
4	STARIKOVA / KHODKO (UKR)	*0	2	*2	4	*6	6	*8	9	11	
	SAHA / PANDEY (IND)	0	*0	2	*2	2	*4	4	*5	5	

#### LEGEND

\* Server

MS Men's Single

MT Men's Team

No. Number

WS Women's Single

WT Women's Team

Note: The "Greatest deficit overcome" only applies when the player ends up winning the game.



MON 24 JUL 2017

### Match Results

Start Time 11:15

MOLL / WERNHARDT (GER)

0 - 4

LIN / WANG (CHN)

#### Game Summary

		Match	1st Game	2nd Game	3rd Game	4th Game
MOLL / WERNHARDT	GER	0	8	2	3	6
LIN / WANG	CHN	4	11	11	11	11
Duration		10min	3min	2min	2min	3min

Match No: WD9

Table: Table 7

Umpires:

Player Statistics	MOLL / WERNHARDT (GER)					LIN / WANG (CHN)				
	Game				Match	Game				Match
	1	2	3	4		1	2	3	4	
Points won	8	2	3	6	19	11	11	11	11	44
Biggest lead	1	-	-	-	1	4	9	8	5	9
Points won on own serve	4	-	1	3	8	6	4	6	5	21
Points lost on own serve	5	7	5	6	23	4	2	2	3	11
Most consecutive points won	2	1	1	3	3	4	8	6	3	8
Greatest deficit overcome	-	-	-	-	-	1	-	-	-	1
Handedness/Grip	-					-				

Game/Match Statistics	Game				Match
	1	2	3	4	
Longest rally (strokes)	8	5	6	10	10
Average rally	4	4	3	4	4

#### Game Progress

1	MOLL / WERNHARDT (GER)	0	*1	2	*3	3	*4	5	*5	7	*8	8
	LIN / WANG (CHN)	*0	1	*2	3	*5	6	*7	9	*9	10	11
2	MOLL / WERNHARDT (GER)	*0	0	*1	1	*1	1	*2	2			
	LIN / WANG (CHN)	0	*2	3	*5	7	*9	10	11			
3	MOLL / WERNHARDT (GER)	0	*1	1	*2	2	*2	3	3			
	LIN / WANG (CHN)	*0	1	*3	4	*6	8	*9	11			
4	MOLL / WERNHARDT (GER)	*0	0	*1	2	*3	3	*4	6	*6	6	
	LIN / WANG (CHN)	0	*2	3	*4	5	*7	8	*8	10	11	

#### LEGEND

\* Server

MS Men's Single

MT Men's Team

No. Number

WS Women's Single

WT Women's Team

Note: The "Greatest deficit overcome" only applies when the player ends up winning the game.



MON 24 JUL 2017

### Match Results

Start Time 11:15

KONDRATOVA / MARKOVICH (RUS) 4 - 1

GOMES / GHOSH (IND)

#### Game Summary

		Match	1st Game	2nd Game	3rd Game	4th Game	5th Game
KONDRATOVA / MARKOVICH	RUS	4	11	11	7	11	11
GOMES / GHOSH	IND	1	7	7	11	3	3
Duration		18min	4min	4min	3min	3min	4min

Match No: WD10

Table: Table 8

Umpires:

Player Statistics	KONDRATOVA / MARKOVICH (RUS)						GOMES / GHOSH (IND)					
	Game					Match	Game					Match
	1	2	3	4	5		1	2	3	4	5	
Points won	11	11	7	11	11	51	7	7	11	3	3	31
Biggest lead	4	4	4	8	8	8	2	2	4	-	1	4
Points won on own serve	4	7	2	7	5	25	3	4	5	2	2	16
Points lost on own serve	4	3	6	1	1	15	7	4	5	4	6	26
Most consecutive points won	5	6	3	4	7	7	3	3	4	1	2	4
Greatest deficit overcome	2	2	-	-	1	2	-	-	4	-	-	4
Handedness/Grip	-						-					

Game/Match Statistics	Game					Match
	1	2	3	4	5	
Longest rally (strokes)	10	8	8	10	7	10
Average rally	4	4	3	4	3	4

#### Game Progress

1	KONDRATOVA / MARKOVICH (RUS)	0	*1	1	*3	4	*5	6	*7	9	11
	GOMES / GHOSH (IND)	*0	1	*3	3	*4	5	*6	7	*7	7
2	KONDRATOVA / MARKOVICH (RUS)	*0	0	*1	3	*5	7	*7	8	*9	11
	GOMES / GHOSH (IND)	0	*2	3	*3	3	*3	5	*6	7	7
3	KONDRATOVA / MARKOVICH (RUS)	0	*2	3	*5	5	*6	6	*6	7	7
	GOMES / GHOSH (IND)	*0	0	*1	1	*3	4	*6	8	*9	11
4	KONDRATOVA / MARKOVICH (RUS)	*0	2	*3	5	*6	7	*9	11		
	GOMES / GHOSH (IND)	0	*0	1	*1	2	*3	3	3		
5	KONDRATOVA / MARKOVICH (RUS)	0	*1	3	*4	5	*7	9	11		
	GOMES / GHOSH (IND)	*0	1	*1	2	*3	3	*3	3		

#### LEGEND

\* Server

MS Men's Single

MT Men's Team

No. Number

WS Women's Single

WT Women's Team

Note: The "Greatest deficit overcome" only applies when the player ends up winning the game.



MON 24 JUL 2017

### Match Results

Start Time 11:15

DORSZ / ZYLA (POL)

0 - 4

KAMEZAWA / KAWASAKI (JPN)

#### Game Summary

		Match	1st Game	2nd Game	3rd Game	4th Game
DORSZ / ZYLA	POL	0	5	4	4	3
KAMEZAWA / KAWASAKI	JPN	4	11	11	11	11
Duration		12min	3min	3min	3min	3min

Match No: WD11

Table: Table 9

Umpires:

Player Statistics	DORSZ / ZYLA (POL)					KAMEZAWA / KAWASAKI (JPN)				
	Game				Match	Game				Match
	1	2	3	4		1	2	3	4	
Points won	5	4	4	3	16	11	11	11	11	44
Biggest lead	3	-	1	1	3	6	7	7	8	8
Points won on own serve	3	1	2	1	7	6	5	5	6	22
Points lost on own serve	5	6	6	5	22	2	3	2	2	9
Most consecutive points won	4	3	2	2	4	7	5	6	7	7
Greatest deficit overcome	-	-	-	-	-	3	-	1	1	3
Handedness/Grip	-					-				

Game/Match Statistics	Game				Match
	1	2	3	4	
Longest rally (strokes)	8	8	9	7	9
Average rally	2	4	4	4	3

#### Game Progress

1	DORSZ / ZYLA (POL)	*0	1	*3	4	*4	4	*4	5	5
	KAMEZAWA / KAWASAKI (JPN)	0	*1	1	*2	4	*6	8	*9	11
2	DORSZ / ZYLA (POL)	0	*0	0	*2	3	*4	4	*4	4
	KAMEZAWA / KAWASAKI (JPN)	*0	2	*4	4	*5	6	*8	10	11
3	DORSZ / ZYLA (POL)	*0	1	*2	3	*3	3	*4	4	4
	KAMEZAWA / KAWASAKI (JPN)	0	*1	2	*3	5	*7	8	*10	11
4	DORSZ / ZYLA (POL)	0	*1	1	*2	3	*3	3	3	
	KAMEZAWA / KAWASAKI (JPN)	*0	1	*3	4	*5	7	*9	11	

#### LEGEND

\* Server

MS Men's Single

MT Men's Team

No. Number

WS Women's Single

WT Women's Team

Note: The "Greatest deficit overcome" only applies when the player ends up winning the game.

TTW002408\_73A 1.0

Page 1 / 1

Report Created MON 24 JUL 2017 12:56



MON 24 JUL 2017

### Match Results

Start Time 14:00

**HUANG / SHI (CHN)**

**4 - 1**

**LEE / KIM (KOR)**

**Game Summary**

		Match	1st Game	2nd Game	3rd Game	4th Game	5th Game
<b>HUANG / SHI</b>	<b>CHN</b>	<b>4</b>	8	11	14	11	11
<b>LEE / KIM</b>	<b>KOR</b>	<b>1</b>	11	1	12	3	7
	Duration	<b>20min</b>	4min	3min	5min	4min	4min

Match No: WD12

Table: Table 8

Umpires:

Player Statistics	HUANG / SHI (CHN)						LEE / KIM (KOR)					
	Game					Match	Game					Match
	1	2	3	4	5		1	2	3	4	5	
Points won	8	11	14	11	11	55	11	1	12	3	7	34
Biggest lead	2	10	3	8	7	10	3	-	1	1	-	3
Points won on own serve	3	5	5	6	4	23	5	-	4	1	3	13
Points lost on own serve	6	1	8	2	4	21	5	6	9	5	7	32
Most consecutive points won	4	10	3	6	4	10	4	1	3	1	4	4
Greatest deficit overcome	-	-	1	1	-	1	2	-	-	-	-	2
Handedness/Grip	-						-					

Game/Match Statistics	Game					Match
	1	2	3	4	5	
Longest rally (strokes)	9	6	11	6	6	11
Average rally	5	4	5	3	4	4

**Game Progress**

1	HUANG / SHI (CHN)	0	*0	2	*4	4	*5	5	*6	7	*8	8						
	LEE / KIM (KOR)	*0	2	*2	2	*4	5	*7	8	*9	10	11						
2	HUANG / SHI (CHN)	*0	1	*3	5	*7	9	11										
	LEE / KIM (KOR)	0	*1	1	*1	1	*1	1										
3	HUANG / SHI (CHN)	0	*2	3	*4	4	*6	7	*8	8	*9	10	*10	11	*12	12	*13	14
	LEE / KIM (KOR)	*0	0	*1	2	*4	4	*5	6	*8	9	*10	11	*11	11	*12	12	12
4	HUANG / SHI (CHN)	*0	1	*2	4	*6	7	*9	11									
	LEE / KIM (KOR)	0	*1	2	*2	2	*3	3	3									
5	HUANG / SHI (CHN)	0	*2	3	*4	6	*8	9	*10	10	11							
	LEE / KIM (KOR)	*0	0	*1	2	*2	2	*3	4	*6	7							

**LEGEND**

\* Server

**MS** Men's Single

**MT** Men's Team

**No.** Number

**WS** Women's Single

**WT** Women's Team

**Note:** The "Greatest deficit overcome" only applies when the player ends up winning the game.





MON 24 JUL 2017

### Match Results

Start Time 14:00

FEKETE / SZECSI (HUN)

0 - 4

ZAVINOVSKA / VASYLIEVA (UKR)

#### Game Summary

		Match	1st Game	2nd Game	3rd Game	4th Game
FEKETE / SZECSI	HUN	0	5	2	2	2
ZAVINOVSKA / VASYLIEVA	UKR	4	11	11	11	11
	Duration	9min	3min	2min	2min	2min

Match No: WD13

Table: Table 5

Umpires:

Player Statistics	FEKETE / SZECSI (HUN)					ZAVINOVSKA / VASYLIEVA (UKR)				
	Game				Match	Game				Match
	1	2	3	4		1	2	3	4	
Points won	5	2	2	2	11	11	11	11	11	44
Biggest lead	2	-	1	-	2	6	9	9	9	9
Points won on own serve	2	2	1	1	6	5	6	6	5	22
Points lost on own serve	6	5	5	6	22	3	-	1	1	5
Most consecutive points won	3	2	1	1	3	5	7	9	5	9
Greatest deficit overcome	-	-	-	-	-	2	-	1	-	2
Handedness/Grip	-					-				

Game/Match Statistics	Game				Match
	1	2	3	4	
Longest rally (strokes)	7	5	7	6	7
Average rally	3	3	3	3	3

#### Game Progress

1	FEKETE / SZECSI (HUN)	0	*1	2	*4	4	*4	5	*5	5
	ZAVINOVSKA / VASYLIEVA (UKR)	*0	1	*2	2	*4	6	*7	9	11
2	FEKETE / SZECSI (HUN)	*0	0	*0	2	*2	2	*2	2	
	ZAVINOVSKA / VASYLIEVA (UKR)	0	*2	4	*4	6	*8	10	11	
3	FEKETE / SZECSI (HUN)	0	*1	1	*1	1	*1	2	2	
	ZAVINOVSKA / VASYLIEVA (UKR)	*0	1	*3	5	*7	9	*10	11	
4	FEKETE / SZECSI (HUN)	*0	0	*1	1	*1	2	*2	2	
	ZAVINOVSKA / VASYLIEVA (UKR)	0	*2	3	*5	7	*8	10	11	

#### LEGEND

\* Server

MS Men's Single

MT Men's Team

No. Number

WS Women's Single

WT Women's Team

Note: The "Greatest deficit overcome" only applies when the player ends up winning the game.



MON 24 JUL 2017

### Match Results

Start Time 14:00

STARIKOVA / KHODKO (UKR)

0 - 4

LIN / WANG (CHN)

#### Game Summary

		Match	1st Game	2nd Game	3rd Game	4th Game
STARIKOVA / KHODKO	UKR	0	5	9	10	8
<b>LIN / WANG</b>	<b>CHN</b>	<b>4</b>	11	11	12	11
	Duration	18min	3min	5min	5min	5min

Match No: WD14

Table: Table 3

Umpires:

Player Statistics	STARIKOVA / KHODKO (UKR)					LIN / WANG (CHN)				
	Game				Match	Game				Match
	1	2	3	4		1	2	3	4	
Points won	5	9	10	8	32	11	11	12	11	45
Biggest lead	-	3	-	1	3	6	2	2	6	6
Points won on own serve	4	4	6	5	19	7	5	7	6	25
Points lost on own serve	4	6	5	5	20	1	5	4	3	13
Most consecutive points won	3	3	2	4	4	3	4	2	5	5
Greatest deficit overcome	-	-	-	-	-	-	3	-	1	3
Handedness/Grip	-					-				

Game/Match Statistics	Game				Match
	1	2	3	4	
Longest rally (strokes)	10	9	14	10	14
Average rally	5	5	5	5	5

#### Game Progress

1	STARIKOVA / KHODKO (UKR)	0	*0	1	*1	2	*2	4	*5	5	LIN / WANG (CHN)	*0	2	*3	5	*6	8	*8	9	11								
2	STARIKOVA / KHODKO (UKR)	*0	2	*3	4	*5	5	*7	8	*9	9	9	LIN / WANG (CHN)	0	*0	1	*2	3	*5	5	*6	7	*9	11				
3	STARIKOVA / KHODKO (UKR)	0	*0	1	*2	3	*5	6	*6	7	*8	10	*10	10	LIN / WANG (CHN)	*0	2	*3	4	*5	5	*6	8	*9	10	*10	11	12
4	STARIKOVA / KHODKO (UKR)	*0	1	*1	2	*2	2	*4	6	*7	8	8	LIN / WANG (CHN)	0	*1	3	*4	6	*8	8	*8	9	*10	11				

#### LEGEND

\* Server

MS Men's Single

MT Men's Team

No. Number

WS Women's Single

WT Women's Team

Note: The "Greatest deficit overcome" only applies when the player ends up winning the game.



MON 24 JUL 2017

### Match Results

Start Time 14:00

KONDRATOVA / MARKOVICH (RUS) 3 - 4 KAMEZAWA / KAWASAKI (JPN)

#### Game Summary

	Match	1st Game	2nd Game	3rd Game	4th Game	5th Game	6th Game	7th Game
KONDRATOVA / MARKOVICH RUS	3	3	9	11	12	9	11	7
KAMEZAWA / KAWASAKI JPN	4	11	11	9	10	11	9	11
Duration	32min	2min	5min	5min	5min	5min	5min	5min

Match No: WD15

Table: Table 2

Umpires:

Player Statistics	KONDRATOVA / MARKOVICH (RUS)								Match	KAMEZAWA / KAWASAKI (JPN)								Match
	Game									Game								
	1	2	3	4	5	6	7			1	2	3	4	5	6	7		
Points won	3	9	11	12	9	11	7		62	11	11	9	10	11	9	11		72
Biggest lead	-	2	5	2	3	5	-		5	8	4	-	2	2	1	5		8
Points won on own serve	1	3	6	9	4	6	3		32	4	4	5	8	5	5	4		35
Points lost on own serve	7	7	4	2	6	4	7		37	2	6	5	3	5	5	4		30
Most consecutive points won	2	3	5	3	4	6	3		6	5	6	2	2	5	4	5		6
Greatest deficit overcome	-	-	-	2	-	1	-		2	-	2	-	-	3	-	-		3
Handedness/Grip	-									-								

Game/Match Statistics	Game							Match
	1	2	3	4	5	6	7	
Longest rally (strokes)	7	7	6	9	8	10	7	10
Average rally	3	4	4	4	4	4	4	4

#### Game Progress

1	KONDRATOVA / MARKOVICH (RUS)	*0	0	*0	1	*1	1	*3	3	KAMEZAWA / KAWASAKI (JPN)	0	*2	4	*5	7	*9	9	11										
2	KONDRATOVA / MARKOVICH (RUS)	0	*1	2	*3	4	*6	6	*6	6	*8	9	KAMEZAWA / KAWASAKI (JPN)	*0	1	*2	3	*4	4	*6	8	*10	10	11				
3	KONDRATOVA / MARKOVICH (RUS)	*0	2	*4	5	*6	7	*7	8	*9	10	11	KAMEZAWA / KAWASAKI (JPN)	0	*0	0	*1	2	*3	5	*6	7	*8	9				
4	KONDRATOVA / MARKOVICH (RUS)	0	*0	2	*3	4	*4	6	*6	8	*9	10	*11	12	KAMEZAWA / KAWASAKI (JPN)	*0	2	*2	3	*4	6	*6	8	*8	9	*10	10	10
5	KONDRATOVA / MARKOVICH (RUS)	*0	1	*2	2	*4	6	*7	8	*9	9	9	KAMEZAWA / KAWASAKI (JPN)	0	*1	2	*4	4	*4	5	*6	7	*9	11				
6	KONDRATOVA / MARKOVICH (RUS)	0	*1	3	*5	6	*6	7	*8	9	*10	11	KAMEZAWA / KAWASAKI (JPN)	*0	1	*1	1	*2	4	*5	6	*7	8	9				
7	KONDRATOVA / MARKOVICH (RUS)	*0	0	*0	1	*2	3	*5	5	*6	7	KAMEZAWA / KAWASAKI (JPN)	0	*2	4	*5	6	*7	7	*9	10	11						

#### LEGEND

\* Server

MS Men's Single

MT Men's Team

No. Number

WS Women's Single

WT Women's Team

Note: The "Greatest deficit overcome" only applies when the player ends up winning the game.



MON 24 JUL 2017

### Match Results

Start Time 15:00

**HUANG / SHI (CHN)**

**4 - 0**

**ZAVINOVSKA / VASYLIEVA (UKR)**

#### Game Summary

		Match	1st Game	2nd Game	3rd Game	4th Game
<b>HUANG / SHI</b>	<b>CHN</b>	<b>4</b>	11	11	11	13
ZAVINOVSKA / VASYLIEVA	UKR	0	3	5	6	11
	Duration	13min	2min	3min	3min	5min

Match No: WD16

Table: Table 1

Umpires:

Player Statistics	HUANG / SHI (CHN)					ZAVINOVSKA / VASYLIEVA (UKR)				
	Game				Match	Game				Match
	1	2	3	4		1	2	3	4	
Points won	11	11	11	13	46	3	5	6	11	25
Biggest lead	8	6	5	2	8	-	-	-	1	1
Points won on own serve	5	5	5	6	21	2	2	3	5	12
Points lost on own serve	1	3	3	6	13	6	6	6	7	25
Most consecutive points won	5	4	3	3	5	1	1	2	3	3
Greatest deficit overcome	-	-	-	1	1	-	-	-	-	-
Handedness/Grip	-					-				

Game/Match Statistics	Game				Match
	1	2	3	4	
Longest rally (strokes)	6	6	7	8	8
Average rally	3	4	4	5	4

#### Game Progress

1	<b>HUANG / SHI (CHN)</b>	0	*2	4	*5	7	*9	10	11							
	ZAVINOVSKA / VASYLIEVA (UKR)	*0	0	*0	1	*1	1	*2	3							
2	<b>HUANG / SHI (CHN)</b>	*0	2	*4	5	*6	7	*8	9	11						
	ZAVINOVSKA / VASYLIEVA (UKR)	0	*0	0	*1	2	*3	4	*5	5						
3	<b>HUANG / SHI (CHN)</b>	0	*1	2	*4	5	*6	8	*9	10	11					
	ZAVINOVSKA / VASYLIEVA (UKR)	*0	1	*2	2	*3	4	*4	5	*6	6					
4	<b>HUANG / SHI (CHN)</b>	*0	1	*2	3	*5	5	*6	8	*8	9	*10	10	*11	12	13
	ZAVINOVSKA / VASYLIEVA (UKR)	0	*1	2	*3	3	*5	6	*6	8	*9	10	*11	11	*11	11

#### LEGEND

\* Server

**MS** Men's Single

**MT** Men's Team

**No.** Number

**WS** Women's Single

**WT** Women's Team

**Note:** The "Greatest deficit overcome" only applies when the player ends up winning the game.



MON 24 JUL 2017

### Match Results

Start Time 15:00

LIN / WANG (CHN)

4 - 0

KAMEZAWA / KAWASAKI (JPN)

#### Game Summary

		Match	1st Game	2nd Game	3rd Game	4th Game
<b>LIN / WANG</b>	<b>CHN</b>	<b>4</b>	11	11	11	11
<b>KAMEZAWA / KAWASAKI</b>	<b>JPN</b>	<b>0</b>	7	6	6	8
Duration		<b>20min</b>	5min	5min	5min	5min

Match No: WD17

Table: Table 7

Umpires:

Player Statistics	LIN / WANG (CHN)					KAMEZAWA / KAWASAKI (JPN)				
	Game				Match	Game				Match
	1	2	3	4		1	2	3	4	
Points won	11	11	11	11	<b>44</b>	7	6	6	8	<b>27</b>
Biggest lead	4	5	6	4	<b>6</b>	1	1	-	1	<b>1</b>
Points won on own serve	5	5	5	5	<b>20</b>	2	3	2	4	<b>11</b>
Points lost on own serve	5	3	4	4	<b>16</b>	6	6	6	6	<b>24</b>
Most consecutive points won	3	4	6	5	<b>6</b>	1	2	2	3	<b>3</b>
Greatest deficit overcome	1	1	-	1	<b>1</b>	-	-	-	-	<b>-</b>
Handedness/Grip	-					-				

Game/Match Statistics	Game				Match
	1	2	3	4	
Longest rally (strokes)	10	11	8	15	<b>15</b>
Average rally	7	5	6	6	<b>6</b>

#### Game Progress

1	LIN / WANG (CHN)	*0	1	*3	4	*5	6	*7	8	*10	11	
	KAMEZAWA / KAWASAKI (JPN)	0	*1	1	*2	3	*4	5	*6	6	7	
2	LIN / WANG (CHN)	0	*1	2	*3	5	*7	8	*9	10	11	
	KAMEZAWA / KAWASAKI (JPN)	*0	1	*2	3	*3	3	*4	5	*6	6	
3	LIN / WANG (CHN)	*0	2	*3	3	*5	7	*9	9	*10	11	
	KAMEZAWA / KAWASAKI (JPN)	0	*0	1	*3	3	*3	3	*5	6	6	
4	LIN / WANG (CHN)	0	*1	3	*5	5	*6	7	*7	8	*10	11
	KAMEZAWA / KAWASAKI (JPN)	*0	1	*1	1	*3	4	*5	7	*8	8	8

#### LEGEND

\* Server

MS Men's Single

MT Men's Team

No. Number

WS Women's Single

WT Women's Team

Note: The "Greatest deficit overcome" only applies when the player ends up winning the game.



MON 24 JUL 2017

### Match Results

Start Time 16:00

**HUANG / SHI (CHN)**

**4 - 1**

**LIN / WANG (CHN)**

**Game Summary**

		Match	1st Game	2nd Game	3rd Game	4th Game	5th Game
<b>HUANG / SHI</b>	<b>CHN</b>	<b>4</b>	11	8	11	12	11
<b>LIN / WANG</b>	<b>CHN</b>	<b>1</b>	6	11	4	10	5
	Duration	<b>22min</b>	4min	5min	4min	5min	4min

Match No: WD18

Table: Table 1

Umpires:

Player Statistics	HUANG / SHI (CHN)						LIN / WANG (CHN)					
	Game					Match	Game					Match
	1	2	3	4	5		1	2	3	4	5	
Points won	11	8	11	12	11	53	6	11	4	10	5	36
Biggest lead	5	2	7	3	6	7	2	3	-	1	3	3
Points won on own serve	6	4	6	5	5	26	3	6	2	4	2	17
Points lost on own serve	3	5	2	6	3	19	5	4	5	7	6	27
Most consecutive points won	4	5	4	2	4	5	2	5	1	2	3	5
Greatest deficit overcome	2	-	-	1	3	3	-	2	-	-	-	2
Handedness/Grip	-						-					

Game/Match Statistics	Game					Match
	1	2	3	4	5	
Longest rally (strokes)	9	9	8	8	8	9
Average rally	5	5	5	5	4	5

**Game Progress**

1	HUANG / SHI (CHN)	*0	0	*2	4	*4	6	*7	8	*10	11			
	LIN / WANG (CHN)	0	*2	2	*2	4	*4	5	*6	6	6			
2	HUANG / SHI (CHN)	0	*1	2	*2	3	*5	7	*8	8	*8	8		
	LIN / WANG (CHN)	*0	1	*2	4	*5	5	*5	6	*8	10	11		
3	HUANG / SHI (CHN)	*0	1	*3	5	*6	7	*8	10	11				
	LIN / WANG (CHN)	0	*1	1	*1	2	*3	4	*4	4				
4	HUANG / SHI (CHN)	0	*1	2	*4	5	*6	7	*8	9	*10	10	*11	12
	LIN / WANG (CHN)	*0	1	*2	2	*3	4	*5	6	*7	8	*10	10	10
5	HUANG / SHI (CHN)	*0	0	*1	3	*4	6	*8	9	11				
	LIN / WANG (CHN)	0	*2	3	*3	4	*4	4	*5	5				

**LEGEND**

\* Server

**MS** Men's Single

**MT** Men's Team

**No.** Number

**WS** Women's Single

**WT** Women's Team

**Note:** The "Greatest deficit overcome" only applies when the player ends up winning the game.



## Draw

Group A								Matches		
Rank	Id		a	b	c	d	e	Played	Won	Lost
1	a	China	---	3-0 - 0-3	3-0 - 0-3	3-0 - 0-3	3-0 - 0-3	6	6	0
2	b	Japan	0-3 - 3-0	---	3-0 - 0-3	3-0 - 0-3	3-0 - 0-3	4	3	1
3	c	India	0-3 - 3-0	0-3 - 3-0	---	3-1 - 1-3	3-0 - 0-3	4	2	2
4	d	Poland	0-3 - 3-0	0-3 - 3-0	1-3 - 3-1	---	3-1 - 1-3	5	1	4
5	e	Turkey	0-3 - 3-0	0-3 - 3-0	0-3 - 3-0	1-3 - 3-1	---	6	1	5

Group B								Matches		
Rank	Id		a	b	c	d	e	Played	Won	Lost
1	a	Ukraine	---	3-2 - 2-3	3-1 - 1-3	3-0 - 0-3	3-0 - 0-3	8	6	2
2	b	Russia	2-3 - 3-2	---	3-1 - 1-3	3-0 - 0-3	3-1 - 1-3	7	4	3
3	c	Korea	1-3 - 3-1	1-3 - 3-1	---	3-0 - 0-3	3-0 - 0-3	5	3	2
4	d	Hungary	0-3 - 3-0	0-3 - 3-0	0-3 - 3-0	---	3-1 - 1-3	6	2	4
5	e	Croatia	0-3 - 3-0	1-3 - 3-1	0-3 - 3-0	1-3 - 3-1	---	5	0	5

Approval date/time: THU 20 JUL 2017 12:19

Referee: \_\_\_\_\_

ITTF TD: \_\_\_\_\_

TTW400000\_75E 1.0

Page 1 / 2

Report Created THU 20 JUL 2017 12:19

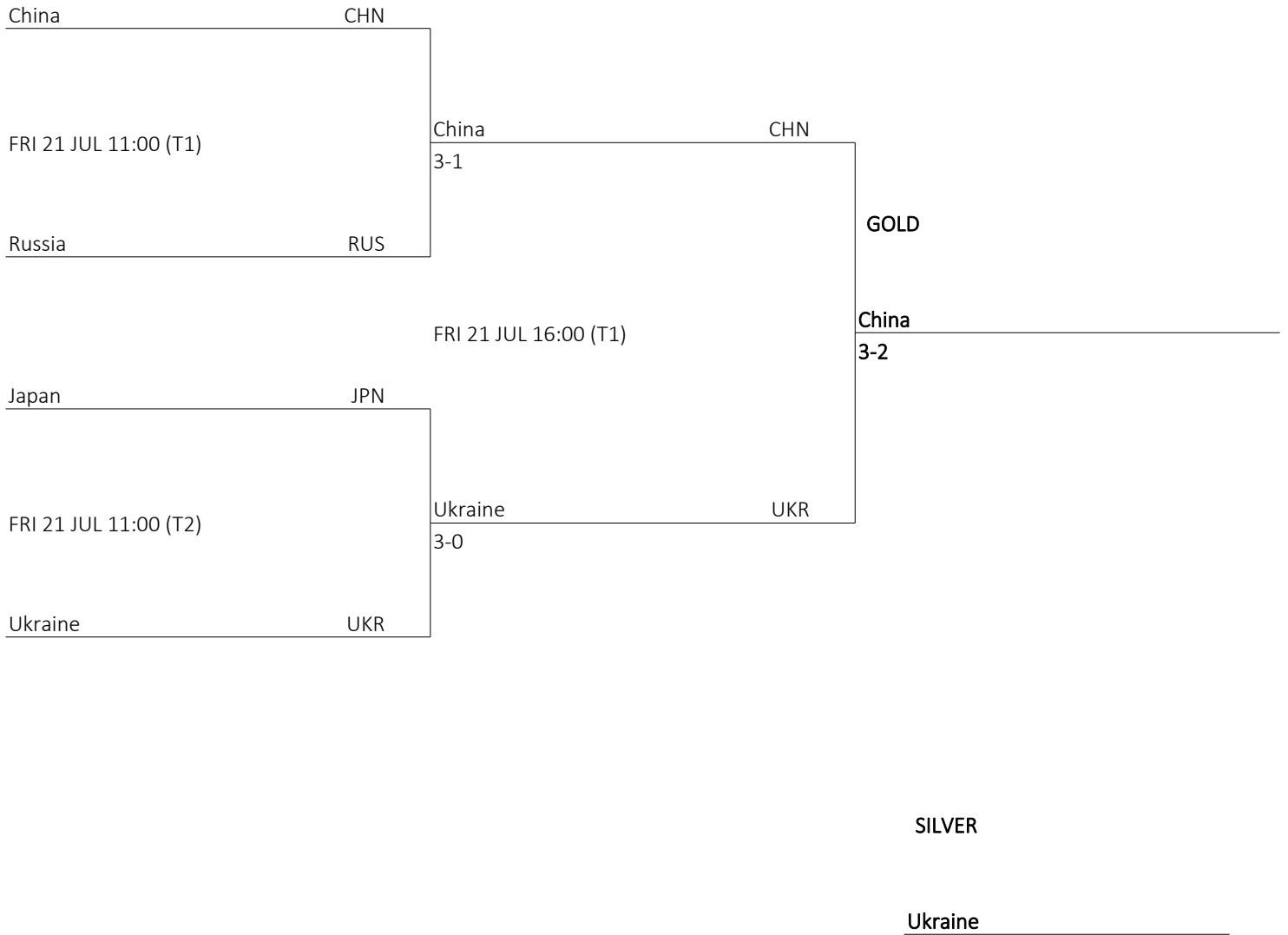




**Draw**

Semi-finals

Gold-medal Match







THU 20 JUL 2017  
Start Time 10:30

### Detailed Team Match Results

**China**

**3 - 0**

**Poland**

Team Match No: TS1 Table: Table 1 Umpires:

Match 1			Match	1st Game	2nd Game	3rd Game
A	SHI Ce	CHN	3	11	11	11
X	DORSZ Monika	POL	0	1	1	6
Duration			6min	1min	2min	3min

Match 2			Match	1st Game	2nd Game	3rd Game
B	HUANG Meng Ping	CHN	3	11	11	11
Y	ZYLA Iwona Ewa	POL	0	4	5	1
Duration			6min	2min	2min	2min

Duration of Team Match	00h12min
------------------------	----------

Player Statistics	China				Poland			
	Match			Team Match	Match			Team Match
	1	2	3		1	2	3	
Points won	33	33	-	66	8	10	-	18
Biggest lead	10	10	-	10	1	2	-	2
Points won on own serve	15	16	-	31	3	5	-	8
Points lost on own serve	5	5	-	10	18	17	-	35
Most consecutive points won	9	9	-	9	3	2	-	3
Greatest deficit overcome	1	2	-	2	-	-	-	-

Match/Team Match Statistics	Match			Team Match
	1	2	3	
Longest rally (strokes)	7	8	-	8
Average rally	3	3	-	3



THU 20 JUL 2017  
Start Time 10:30

### Detailed Team Match Results

SHI Ce (CHN)

3 - 0

DORSZ Monika (POL)

Match 1		Match	1st Game	2nd Game	3rd Game
SHI Ce	CHN	3	11	11	11
DORSZ Monika	POL	0	1	1	6
	Duration	6min	1min	2min	3min

Team Match No: TS1

Table: Table 1

Umpires:

Player Statistics	SHI Ce (CHN)				DORSZ Monika (POL)			
	Game			Match	Game			Match
	1	2	3		1	2	3	
Points won	11	11	11	33	1	1	6	8
Biggest lead	10	10	6	10	-	-	1	1
Points won on own serve	6	5	4	15	1	-	2	3
Points lost on own serve	-	1	4	5	5	6	7	18
Most consecutive points won	8	9	7	9	1	1	3	3
Greatest deficit overcome	-	-	1	1	-	-	-	-
Handedness/Grip								

Match/Team Match Statistics	Game			Match
	1	2	3	
Longest rally (strokes)	6	7	6	7
Average rally	3	3	3	3

#### Game Progress

1	SHI Ce (CHN)	0	*2	4	*6	8	*9	11		
	DORSZ Monika (POL)	*0	0	*0	0	*0	1	1		
2	SHI Ce (CHN)	*0	2	*4	6	*8	9	11		
	DORSZ Monika (POL)	0	*0	0	*0	0	*1	1		
3	SHI Ce (CHN)	0	*2	3	*3	4	*6	8	*10	10
	DORSZ Monika (POL)	*0	0	*1	3	*4	4	*4	4	*6



THU 20 JUL 2017  
Start Time 10:30

### Detailed Team Match Results

**HUANG Meng Ping (CHN)**

**3 - 0**

**ZYLA Iwona Ewa (POL)**

Match 2		Match	1st Game	2nd Game	3rd Game
<b>HUANG Meng Ping</b>	<b>CHN</b>	<b>3</b>	11	11	11
ZYLA Iwona Ewa	POL	0	4	5	1
	Duration	6min	2min	2min	2min

Team Match No: TS1

Table: Table 1

Umpires:

Player Statistics	HUANG Meng Ping (CHN)				ZYLA Iwona Ewa (POL)			
	Game			Match	Game			Match
	1	2	3		1	2	3	
Points won	11	11	11	33	4	5	1	10
Biggest lead	7	6	10	10	2	-	-	2
Points won on own serve	6	4	6	16	3	1	1	5
Points lost on own serve	1	4	-	5	5	7	5	17
Most consecutive points won	4	3	9	9	2	1	1	2
Greatest deficit overcome	2	-	-	2	-	-	-	-
Handedness/Grip								

Match/Team Match Statistics	Game			Match
	1	2	3	
Longest rally (strokes)	8	6	7	8
Average rally	4	3	3	3

#### Game Progress

1	HUANG Meng Ping (CHN)	0	*0	2	*3	5	*7	8	*10	11
	ZYLA Iwona Ewa (POL)	*0	2	*2	3	*3	3	*4	4	4
2	HUANG Meng Ping (CHN)	*0	1	*3	4	*5	6	*8	9	11
	ZYLA Iwona Ewa (POL)	0	*1	1	*2	3	*4	4	*5	5
3	HUANG Meng Ping (CHN)	0	*2	4	*6	8	*9	11		
	ZYLA Iwona Ewa (POL)	*0	0	*0	0	*0	1	1		

#### LEGEND

MS Men's Single

MT Men's Team

WS Women's Single

WT Women's Team

Note: "\*" server. The "Greatest deficit overcome" only applies when the player ends up winning the game.



FRI 21 JUL 2017  
Start Time 09:00

### Detailed Team Match Results

**India** **3 - 0** **Turkey**

Team Match No: TD19      Table: Table 3      Umpires:

Match 1			Match	1st Game	2nd Game	3rd Game	4th Game
A	<b>GHOSH Suravi</b>	<b>IND</b>	<b>3</b>	16	11	11	11
X	AKYAZ Meltem	TUR	<b>1</b>	18	4	3	5
Duration			<b>21min</b>	8min	4min	4min	5min

Match 2			Match	1st Game	2nd Game	3rd Game	4th Game
B	<b>GOMES Shineya</b>	<b>IND</b>	<b>3</b>	11	11	8	11
Y	AKYUZ Dilem	TUR	<b>1</b>	8	9	11	6
Duration			<b>15min</b>	4min	4min	4min	3min

Match 3			Match	1st Game	2nd Game	3rd Game	4th Game	5th Game
C	<b>SAHA /</b>	<b>IND</b>	<b>3</b>	8	9	11	11	11
Z	KAHRAMAN /	TUR	<b>2</b>	11	11	1	9	7
Duration			<b>22min</b>	4min	4min	3min	5min	6min

Duration of Team Match      **00h58min**

Player Statistics	India					Team Match	Turkey					Team Match
	Match						Match					
	1	2	3	4	5		1	2	3	4	5	
Points won	49	41	50	-	-	<b>140</b>	30	34	39	-	-	<b>103</b>
Biggest lead	8	5	10	-	-	<b>10</b>	5	5	4	-	-	<b>5</b>
Points won on own serve	20	18	23	-	-	<b>61</b>	11	14	19	-	-	<b>44</b>
Points lost on own serve	19	20	20	-	-	<b>59</b>	29	23	27	-	-	<b>79</b>
Most consecutive points won	6	6	7	-	-	<b>7</b>	3	5	4	-	-	<b>5</b>
Greatest deficit overcome	-	2	2	-	-	<b>2</b>	1	1	-	-	-	<b>1</b>

Match/Team Match Statistics	Match					Team Match
	1	2	3	4	5	
Longest rally (strokes)	18	8	9	-	-	<b>18</b>
Average rally	1	4	4	-	-	<b>3</b>



FRI 21 JUL 2017  
Start Time 09:00

### Detailed Team Match Results

**GHOSH Suravi (IND)**

**3 - 1**

**AKYAZ Meltem (TUR)**

Match 1		Match	1st Game	2nd Game	3rd Game	4th Game
<b>GHOSH Suravi</b>	<b>IND</b>	<b>3</b>	16	11	11	11
<b>AKYAZ Meltem</b>	<b>TUR</b>	<b>1</b>	18	4	3	5
	Duration	<b>21min</b>	8min	4min	4min	5min

Team Match No: TS19      Table: Table 3      Umpires:

Player Statistics	GHOSH Suravi (IND)					AKYAZ Meltem (TUR)				
	Game				Match	Game				Match
	1	2	3	4		1	2	3	4	
Points won	16	11	11	11	<b>49</b>	18	4	3	5	<b>30</b>
Biggest lead	1	7	8	6	<b>8</b>	5	-	-	-	<b>5</b>
Points won on own serve	5	6	4	5	<b>20</b>	6	2	1	2	<b>11</b>
Points lost on own serve	12	2	2	3	<b>19</b>	11	5	7	6	<b>29</b>
Most consecutive points won	3	4	6	4	<b>6</b>	3	1	2	1	<b>3</b>
Greatest deficit overcome	-	-	-	-	<b>-</b>	1	-	-	-	<b>1</b>
Handedness/Grip										

Match/Team Match Statistics	Game				Match
	1	2	3	4	
Longest rally (strokes)	1	-	-	18	<b>18</b>
Average rally	-	-	-	5	<b>1</b>

#### Game Progress

1	GHOSH Suravi (IND)	0	*1	1	*2	2	*3	4	*6	7	*9	10	*11	11	*12	12	*13	13	*13	14	*15	15
	AKYAZ Meltem (TUR)	*0	1	*3	4	*6	7	*8	8	*9	9	*10	10	*11	11	*12	12	*13	14	*14	14	*15
1	GHOSH Suravi (IND)	*15	16	*16	16																	
	AKYAZ Meltem (TUR)	16	*16	17	18																	
2	GHOSH Suravi (IND)	*0	1	*2	4	*5	7	*9	10	11												
	AKYAZ Meltem (TUR)	0	*1	2	*2	3	*3	3	*4	4												
3	GHOSH Suravi (IND)	0	*2	4	*6	7	*8	9	11													
	AKYAZ Meltem (TUR)	*0	0	*0	0	*1	2	*3	3													
4	GHOSH Suravi (IND)	*0	1	*3	4	*5	7	*9	10	11												
	AKYAZ Meltem (TUR)	0	*1	1	*2	3	*3	3	*4	5												



FRI 21 JUL 2017  
Start Time 09:00

### Detailed Team Match Results

**GOMES Shineya (IND)**

**3 - 1**

**AKYUZ Dilem (TUR)**

Match 2		Match	1st Game	2nd Game	3rd Game	4th Game
<b>GOMES Shineya</b>	<b>IND</b>	<b>3</b>	11	11	8	11
<b>AKYUZ Dilem</b>	<b>TUR</b>	<b>1</b>	8	9	11	6
	Duration	<b>15min</b>	4min	4min	4min	3min

Team Match No: TS19

Table: Table 3

Umpires:

Player Statistics	GOMES Shineya (IND)					AKYUZ Dilem (TUR)				
	Game				Match	Game				Match
	1	2	3	4		1	2	3	4	
Points won	11	11	8	11	41	8	9	11	6	34
Biggest lead	4	3	1	5	5	-	2	5	1	5
Points won on own serve	4	4	6	4	18	2	3	7	2	14
Points lost on own serve	6	6	4	4	20	7	7	2	7	23
Most consecutive points won	3	3	4	6	6	2	3	3	5	5
Greatest deficit overcome	-	2	-	1	2	-	-	1	-	1
Handedness/Grip										

Match/Team Match Statistics	Game				Match
	1	2	3	4	
Longest rally (strokes)	7	7	8	6	8
Average rally	3	4	4	3	4

#### Game Progress

1	<b>GOMES Shineya (IND)</b>	*0	1	*3	4	*5	6	*8	8	*9	10	11
	<b>AKYUZ Dilem (TUR)</b>	0	*1	1	*2	3	*4	4	*6	7	*8	8
2	<b>GOMES Shineya (IND)</b>	0	*2	3	*4	4	*5	5	*7	8	*9	11
	<b>AKYUZ Dilem (TUR)</b>	*0	0	*1	2	*4	5	*7	7	*8	9	9
3	<b>GOMES Shineya (IND)</b>	*0	1	*1	3	*3	4	*4	5	*7	8	8
	<b>AKYUZ Dilem (TUR)</b>	0	*1	3	*3	5	*6	8	*9	9	*10	11
4	<b>GOMES Shineya (IND)</b>	0	*2	3	*5	5	*5	6	*8	10	11	
	<b>AKYUZ Dilem (TUR)</b>	*0	0	*1	1	*3	5	*6	6	*6	6	



FRI 21 JUL 2017  
Start Time 09:00

### Detailed Team Match Results

SAHA Poli (IND)

3 - 2

KAHRAMAN Emine (TUR)

Match 3		Match	1st Game	2nd Game	3rd Game	4th Game	5th Game
SAHA /	IND	3	8	9	11	11	11
KAHRAMAN /	TUR	2	11	11	1	9	7
	Duration	22min	4min	4min	3min	5min	6min

Team Match No: TD19

Table: Table 3

Umpires:

Player Statistics	SAHA Poli (IND)						KAHRAMAN Emine (TUR)					
	Game					Match	Game					Match
	1	2	3	4	5		1	2	3	4	5	
Points won	8	9	11	11	11	50	11	11	1	9	7	39
Biggest lead	-	-	10	2	4	10	4	3	-	2	1	4
Points won on own serve	4	5	5	5	4	23	6	6	-	4	3	19
Points lost on own serve	5	5	1	5	4	20	4	4	6	6	7	27
Most consecutive points won	2	2	7	3	3	7	4	2	1	4	2	4
Greatest deficit overcome	-	-	-	2	1	2	-	-	-	-	-	-
Handedness/Grip	-						-					

Match/Team Match Statistics	Game					Match
	1	2	3	4	5	
Longest rally (strokes)	8	5	7	8	9	9
Average rally	4	3	3	4	5	4

#### Game Progress

1	SAHA Poli (IND)	0	*0	1	*2	3	*5	5	*5	7	*8	8
	KAHRAMAN Emine (TUR)	*0	2	*3	4	*5	5	*7	9	*9	10	11
2	SAHA Poli (IND)	*0	1	*1	3	*4	4	*5	6	*7	8	9
	KAHRAMAN Emine (TUR)	0	*1	3	*3	4	*6	7	*8	9	*10	11
3	SAHA Poli (IND)	0	*2	4	*6	7	*9	11				
	KAHRAMAN Emine (TUR)	*0	0	*0	0	*1	1	1				
4	SAHA Poli (IND)	*0	1	*3	3	*3	4	*5	7	*8	9	11
	KAHRAMAN Emine (TUR)	0	*1	1	*3	5	*6	7	*7	8	*9	9
5	SAHA Poli (IND)	0	*1	2	*4	5	*6	8	*9	9	11	
	KAHRAMAN Emine (TUR)	*0	1	*2	2	*3	4	*4	5	*7	7	

#### LEGEND

MS Men's Single

MT Men's Team

WS Women's Single

WT Women's Team

Note: "\*" server. The "Greatest deficit overcome" only applies when the player ends up winning the game.



THU 20 JUL 2017  
Start Time 10:30

### Detailed Team Match Results

Turkey **0 - 3** Japan  
Team Match No: TS3 Table: Table 3 Umpires:

Match 2			Match	1st Game	2nd Game	3rd Game
A	KAHRAMAN Emine	TUR	0	4	6	4
X	KAMEZAWA Riho	JPN	3	11	11	11
Duration			9min	3min	3min	3min

Match 3			Match	1st Game	2nd Game	3rd Game
B	CIFTKURAN /	TUR	0	4	3	3
Y	TAKAOKA /	JPN	3	11	11	11
Duration			9min	3min	3min	3min

Match 4			Match	1st Game	2nd Game	3rd Game
C	AKYUZ Dilem	TUR	0	7	10	2
X	KAMEZAWA Riho	JPN	3	11	12	11
Duration			15min	5min	7min	3min

Duration of Team Match **00h33min**

Player Statistics	Turkey				Japan			
	Match			Team Match	Match			Team Match
	1	2	3		1	2	3	
Points won	-	14	10	43	-	33	33	100
Biggest lead	-	2	1	2	-	7	8	9
Points won on own serve	-	10	4	24	-	19	15	53
Points lost on own serve	-	14	18	47	-	4	6	19
Most consecutive points won	-	2	3	4	-	8	7	9
Greatest deficit overcome	-	-	-	-	-	2	1	2

Match/Team Match Statistics	Match			Team Match
	1	2	3	
Longest rally (strokes)	-	11	7	11
Average rally	-	3	3	3





THU 20 JUL 2017  
Start Time 10:30

## Detailed Team Match Results

Turkey

0 - 3

Japan



THU 20 JUL 2017  
Start Time 10:30

### Detailed Team Match Results

KAHRAMAN Emine (TUR)

0 - 3

KAMEZAWA Riho (JPN)

Match 2	Match	1st Game	2nd Game	3rd Game
KAHRAMAN Emine TUR	0	4	6	4
KAMEZAWA Riho JPN	3	11	11	11
Duration	9min	3min	3min	3min

Team Match No: TS3

Table: Table 3

Umpires:

Player Statistics	KAHRAMAN Emine (TUR)				KAMEZAWA Riho (JPN)			
	Game			Match	Game			Match
	1	2	3		1	2	3	
Points won	4	6	4	14	11	11	11	33
Biggest lead	-	2	1	2	7	6	7	7
Points won on own serve	4	3	3	10	7	6	6	19
Points lost on own serve	4	5	5	14	-	3	1	4
Most consecutive points won	2	2	2	2	4	8	7	8
Greatest deficit overcome	-	-	-	-	-	2	1	2
Handedness/Grip								

Match/Team Match Statistics	Game			Match
	1	2	3	
Longest rally (strokes)	4	6	11	11
Average rally	3	3	3	3

#### Game Progress

1	KAHRAMAN Emine (TUR)	*0	0	*0	2	*2	3	*3	4	4
	KAMEZAWA Riho (JPN)	0	*2	4	*4	6	*7	9	*10	11
2	KAHRAMAN Emine (TUR)	0	*2	2	*2	2	*2	4	*5	6
	KAMEZAWA Riho (JPN)	*0	0	*2	4	*6	8	*8	9	*10
3	KAHRAMAN Emine (TUR)	*0	1	*2	3	*3	3	*3	4	4
	KAMEZAWA Riho (JPN)	0	*1	2	*3	5	*7	9	*10	11



THU 20 JUL 2017  
Start Time 10:30

### Detailed Team Match Results

CIFTKURAN Nevroz (TUR)

0 - 3

TAKAOKA Risato (JPN)

Match 3	Match	1st Game	2nd Game	3rd Game
CIFTKURAN / TUR	0	4	3	3
TAKAOKA / JPN	3	11	11	11
Duration	9min	3min	3min	3min

Team Match No: TD3

Table: Table 3

Umpires:

Player Statistics	CIFTKURAN Nevroz (TUR)				TAKAOKA Risato (JPN)			
	Game			Match	Game			Match
	1	2	3		1	2	3	
Points won	4	3	3	10	11	11	11	33
Biggest lead	-	1	-	1	7	8	8	8
Points won on own serve	3	-	1	4	6	5	4	15
Points lost on own serve	5	6	7	18	1	3	2	6
Most consecutive points won	3	1	2	3	7	4	5	7
Greatest deficit overcome	-	-	-	-	-	1	-	1
Handedness/Grip	-				-			

Match/Team Match Statistics	Game			Match
	1	2	3	
Longest rally (strokes)	7	7	5	7
Average rally	2	3	3	3

#### Game Progress

1	CIFTKURAN Nevroz (TUR)	*0	0	*0	0	*1	3	*3	4	4
	TAKAOKA Risato (JPN)	0	*2	4	*6	7	*7	9	*10	11
2	CIFTKURAN Nevroz (TUR)	0	*1	1	*2	2	*3	3	3	
	TAKAOKA Risato (JPN)	*0	1	*3	4	*6	7	*9	11	
3	CIFTKURAN Nevroz (TUR)	*0	0	*0	1	*2	2	*3	3	
	TAKAOKA Risato (JPN)	0	*2	4	*5	6	*8	9	11	



THU 20 JUL 2017  
Start Time 10:30

### Detailed Team Match Results

AKYUZ Dilem (TUR)

0 - 3

KAMEZAWA Riho (JPN)

Match 4	Match	1st Game	2nd Game	3rd Game
AKYUZ Dilem TUR	0	7	10	2
KAMEZAWA Riho JPN	3	11	12	11
Duration	15min	5min	7min	3min

Team Match No: TS3 Table: Table 3 Umpires:

Player Statistics	AKYUZ Dilem (TUR)				KAMEZAWA Riho (JPN)			
	Game			Match	Game			Match
	1	2	3		1	2	3	
Points won	7	10	2	19	11	12	11	34
Biggest lead	1	2	-	2	4	3	9	9
Points won on own serve	4	5	1	10	7	6	6	19
Points lost on own serve	4	6	5	15	3	5	1	9
Most consecutive points won	2	4	1	4	4	4	9	9
Greatest deficit overcome	-	-	-	-	1	2	-	2
Handedness/Grip								

Match/Team Match Statistics	Game			Match
	1	2	3	
Longest rally (strokes)	4	6	3	6
Average rally	2	3	2	3

#### Game Progress

1	AKYUZ Dilem (TUR)	0	*1	2	*2	3	*4	6	*7	7	7			
	KAMEZAWA Riho (JPN)	*0	1	*2	4	*5	6	*6	7	*9	11			
2	AKYUZ Dilem (TUR)	*0	0	*1	3	*4	6	*6	6	*8	9	*10	10	10
	KAMEZAWA Riho (JPN)	0	*2	3	*3	4	*4	6	*8	8	*9	10	*11	12
3	AKYUZ Dilem (TUR)	0	*0	0	*0	0	*1	2	2					
	KAMEZAWA Riho (JPN)	*0	2	*4	6	*8	9	*10	11					

#### LEGEND

MS Men's Single MT Men's Team WS Women's Single WT Women's Team

Note: "\*" server. The "Greatest deficit overcome" only applies when the player ends up winning the game.



THU 20 JUL 2017  
Start Time 13:00

### Detailed Team Match Results

**China**

**3 - 0**

**India**

Team Match No: TD5 Table: Table 1 Umpires:

Match 1			Match	1st Game	2nd Game	3rd Game
A	HUANG Meng Ping	CHN	3	11	11	11
X	GHOSH Suravi	IND	0	6	7	6
Duration			12min	4min	4min	4min

Match 2			Match	1st Game	2nd Game	3rd Game	4th Game
B	WANG Zhe	CHN	3	12	11	7	11
Y	GOMES Shineya	IND	1	10	6	11	4
Duration			13min	3min	3min	4min	3min

Match 3			Match	1st Game	2nd Game	3rd Game
C	LIN /	CHN	3	11	11	11
Z	PANDEY /	IND	0	4	2	3
Duration			8min	3min	2min	3min

Duration of Team Match 00h33min

Player Statistics	China				India			
	Match			Team Match	Match			Team Match
	1	2	3		1	2	3	
Points won	33	41	33	107	19	31	9	59
Biggest lead	5	7	9	9	3	4	1	4
Points won on own serve	19	20	17	56	12	15	4	31
Points lost on own serve	7	16	5	28	14	21	16	51
Most consecutive points won	4	6	6	6	3	6	2	6
Greatest deficit overcome	3	3	1	3	-	3	-	3

Match/Team Match Statistics	Match			Team Match
	1	2	3	
Longest rally (strokes)	9	8	12	12
Average rally	4	4	4	4



THU 20 JUL 2017  
Start Time 13:00

### Detailed Team Match Results

**HUANG Meng Ping (CHN)**

**3 - 0**

**GHOSH Suravi (IND)**

Match 1		Match	1st Game	2nd Game	3rd Game
<b>HUANG Meng Ping</b>	<b>CHN</b>	<b>3</b>	11	11	11
GHOSH Suravi	IND	0	6	7	6
	Duration	<b>12min</b>	4min	4min	4min

Team Match No: TS5 Table: Table 1 Umpires:

Player Statistics	HUANG Meng Ping (CHN)				GHOSH Suravi (IND)			
	Game			Match	Game			Match
	1	2	3		1	2	3	
Points won	11	11	11	33	6	7	6	19
Biggest lead	5	4	5	5	2	-	3	3
Points won on own serve	6	6	7	19	4	3	5	12
Points lost on own serve	2	4	1	7	5	5	4	14
Most consecutive points won	3	3	4	4	2	3	3	3
Greatest deficit overcome	2	-	3	3	-	-	-	-
Handedness/Grip								

Match/Team Match Statistics	Game			Match
	1	2	3	
Longest rally (strokes)	8	7	9	9
Average rally	4	4	4	4

#### Game Progress

1	<b>HUANG Meng Ping (CHN)</b>	0	*0	2	*3	4	*6	7	*8	10	11
	GHOSH Suravi (IND)	*0	2	*2	3	*4	4	*5	6	*6	6
2	<b>HUANG Meng Ping (CHN)</b>	*0	2	*3	4	*5	6	*8	8	*9	11
	GHOSH Suravi (IND)	0	*0	1	*2	3	*4	4	*6	7	7
3	<b>HUANG Meng Ping (CHN)</b>	0	*0	1	*2	4	*5	7	*8	10	11
	GHOSH Suravi (IND)	*0	2	*3	4	*4	5	*5	6	*6	6



THU 20 JUL 2017  
Start Time 13:00

### Detailed Team Match Results

WANG Zhe (CHN)

3 - 1

GOMES Shineya (IND)

Match 2		Match	1st Game	2nd Game	3rd Game	4th Game
WANG Zhe	CHN	3	12	11	7	11
GOMES Shineya	IND	1	10	6	11	4
	Duration	13min	3min	3min	4min	3min

Team Match No: TS5 Table: Table 1 Umpires:

Player Statistics	WANG Zhe (CHN)					GOMES Shineya (IND)				
	Game				Match	Game				Match
	1	2	3	4		1	2	3	4	
Points won	12	11	7	11	41	10	6	11	4	31
Biggest lead	3	6	3	7	7	3	-	4	1	4
Points won on own serve	7	4	3	6	20	6	2	4	3	15
Points lost on own serve	4	4	7	1	16	5	7	4	5	21
Most consecutive points won	3	6	3	5	6	6	2	4	1	6
Greatest deficit overcome	3	-	-	1	3	-	-	3	-	3
Handedness/Grip										

Match/Team Match Statistics	Game				Match
	1	2	3	4	
Longest rally (strokes)	7	6	8	7	8
Average rally	3	3	4	4	4

#### Game Progress

1	WANG Zhe (CHN)	*0	2	*3	4	*5	6	*6	6	*7	9	*10	11	12
	GOMES Shineya (IND)	0	*0	1	*2	3	*4	6	*8	9	*9	10	*10	10
2	WANG Zhe (CHN)	0	*1	2	*4	6	*8	8	*9	10	11			
	GOMES Shineya (IND)	*0	1	*2	2	*2	2	*4	5	*6	6			
3	WANG Zhe (CHN)	*0	2	*3	3	*4	4	*5	6	*7	7			
	GOMES Shineya (IND)	0	*0	1	*3	4	*6	7	*8	9	11			
4	WANG Zhe (CHN)	0	*1	3	*5	6	*7	9	*10	11				
	GOMES Shineya (IND)	*0	1	*1	1	*2	3	*3	4	4				



THU 20 JUL 2017  
Start Time 13:00

### Detailed Team Match Results

LIN Huan (CHN)

3 - 0

PANDEY Archana (IND)

Match 3		Match	1st Game	2nd Game	3rd Game
LIN /	CHN	3	11	11	11
PANDEY /	IND	0	4	2	3
	Duration	8min	3min	2min	3min

Team Match No: TD5 Table: Table 1 Umpires:

Player Statistics	LIN Huan (CHN)				PANDEY Archana (IND)			
	Game			Match	Game			Match
	1	2	3		1	2	3	
Points won	11	11	11	33	4	2	3	9
Biggest lead	7	9	8	9	1	-	-	1
Points won on own serve	5	6	6	17	1	2	1	4
Points lost on own serve	3	-	2	5	6	5	5	16
Most consecutive points won	4	6	5	6	2	1	1	2
Greatest deficit overcome	1	-	-	1	-	-	-	-
Handedness/Grip	-				-			

Match/Team Match Statistics	Game			Match
	1	2	3	
Longest rally (strokes)	7	12	7	12
Average rally	4	5	4	4

#### Game Progress

1	LIN Huan (CHN)	*0	1	*3	4	*6	7	*8	10	11
	PANDEY Archana (IND)	0	*1	1	*2	2	*3	4	*4	4
2	LIN Huan (CHN)	0	*1	3	*5	7	*8	10	11	
	PANDEY Archana (IND)	*0	1	*1	1	*1	2	*2	2	
3	LIN Huan (CHN)	*0	2	*3	4	*6	7	*9	11	
	PANDEY Archana (IND)	0	*0	1	*2	2	*3	3	3	

#### LEGEND

MS Men's Single MT Men's Team WS Women's Single WT Women's Team

Note: "\*" server. The "Greatest deficit overcome" only applies when the player ends up winning the game.





THU 20 JUL 2017  
Start Time 13:00

### Detailed Team Match Results

Turkey **1 - 3** Poland  
Team Match No: TS7 Table: Table 3 Umpires:

Match 1			Match	1st Game	2nd Game	3rd Game
A	AKYUZ Dilem	TUR	3	11	11	12
X	DORSZ Monika	POL	0	6	6	10
Duration			9min	1min	3min	5min

Match 2			Match	1st Game	2nd Game	3rd Game
B	KAHRAMAN Emine	TUR	0	7	7	8
Y	ZYLA Iwona Ewa	POL	3	11	11	11
Duration			11min	3min	4min	4min

Match 4			Match	1st Game	2nd Game	3rd Game
A	AKYUZ Dilem	TUR	0	11	7	6
Y	ZYLA Iwona Ewa	POL	3	13	11	11
Duration			11min	5min	3min	3min

Match 5			Match	1st Game	2nd Game	3rd Game	4th Game
B	KAHRAMAN Emine	TUR	1	11	9	6	10
X	DORSZ Monika	POL	3	8	11	11	12
Duration			12min	4min	4min	0min	4min

Duration of Team Match **00h43min**

Player Statistics	Turkey					Poland				
	Match				Team Match	Match				Team Match
	1	2	3	4		1	2	3	4	
Points won	34	22	-	24	116	22	33	-	35	132
Biggest lead	9	2	-	4	9	5	4	-	5	7
Points won on own serve	18	10	-	14	64	12	15	-	20	71
Points lost on own serve	10	18	-	15	61	16	12	-	10	52
Most consecutive points won	9	4	-	5	9	5	4	-	6	10
Greatest deficit overcome	5	-	-	-	5	-	2	-	4	5

Match/Team Match Statistics	Match				Team Match
	1	2	3	4	
Longest rally (strokes)	7	11	-	10	11
Average rally	3	4	-	4	3



THU 20 JUL 2017  
Start Time 13:00

### Detailed Team Match Results

AKYUZ Dilem (TUR)

3 - 0

DORSZ Monika (POL)

Match 1		Match	1st Game	2nd Game	3rd Game
AKYUZ Dilem	TUR	3	11	11	12
DORSZ Monika	POL	0	6	6	10
	Duration	9min	1min	3min	5min

Team Match No: TS7

Table: Table 3

Umpires:

Player Statistics	AKYUZ Dilem (TUR)				DORSZ Monika (POL)			
	Game			Match	Game			Match
	1	2	3		1	2	3	
Points won	11	11	12	34	6	6	10	22
Biggest lead	6	9	2	9	-	-	5	5
Points won on own serve	4	6	8	18	2	3	7	12
Points lost on own serve	4	3	3	10	7	5	4	16
Most consecutive points won	5	9	6	9	2	5	3	5
Greatest deficit overcome	-	-	5	5	-	-	-	-
Handedness/Grip								

Match/Team Match Statistics	Game			Match
	1	2	3	
Longest rally (strokes)	5	6	7	7
Average rally	2	3	3	3

#### Game Progress

1	AKYUZ Dilem (TUR)	0	*2	4	*5	6	*7	8	*10	10	11	DORSZ Monika (POL)	*0	0	*0	1	*2	3	*4	4	*6	6						
2	AKYUZ Dilem (TUR)	*0	2	*4	6	*8	9	*10	10	*10	11	DORSZ Monika (POL)	0	*0	0	*0	0	*1	2	*4	6	6						
3	AKYUZ Dilem (TUR)	0	*0	1	*1	2	*3	5	*5	6	*8	10	*11	12	DORSZ Monika (POL)	*0	2	*3	5	*6	7	*7	9	*10	10	*10	10	10



THU 20 JUL 2017  
Start Time 13:00

### Detailed Team Match Results

KAHRAMAN Emine (TUR)

0 - 3

ZYLA Iwona Ewa (POL)

Match 2	Match	1st Game	2nd Game	3rd Game
KAHRAMAN Emine TUR	0	7	7	8
ZYLA Iwona Ewa POL	3	11	11	11
Duration	11min	3min	4min	4min

Team Match No: TS7

Table: Table 3

Umpires:

Player Statistics	KAHRAMAN Emine (TUR)				ZYLA Iwona Ewa (POL)			
	Game			Match	Game			Match
	1	2	3		1	2	3	
Points won	7	7	8	22	11	11	11	33
Biggest lead	-	2	2	2	4	4	3	4
Points won on own serve	3	3	4	10	4	6	5	15
Points lost on own serve	7	5	6	18	4	4	4	12
Most consecutive points won	3	4	4	4	3	4	4	4
Greatest deficit overcome	-	-	-	-	-	2	2	2
Handedness/Grip								

Match/Team Match Statistics	Game			Match
	1	2	3	
Longest rally (strokes)	11	9	7	11
Average rally	4	4	3	4

#### Game Progress

1	KAHRAMAN Emine (TUR)	*0	0	*1	1	*2	3	*4	6	*7	7
	ZYLA Iwona Ewa (POL)	0	*2	3	*5	6	*7	8	*8	9	11
2	KAHRAMAN Emine (TUR)	0	*1	1	*3	5	*5	5	*6	7	7
	ZYLA Iwona Ewa (POL)	*0	1	*3	3	*3	5	*7	8	*9	11
3	KAHRAMAN Emine (TUR)	*0	1	*1	3	*5	6	*7	7	*8	8
	ZYLA Iwona Ewa (POL)	0	*1	3	*3	3	*4	5	*7	8	*10



THU 20 JUL 2017  
Start Time 13:00

### Detailed Team Match Results

KAHRAMAN Emine (TUR)

0 - 3

ZYLA Iwona Ewa (POL)



THU 20 JUL 2017  
Start Time 13:00

### Detailed Team Match Results

AKYUZ Dilem (TUR)

0 - 3

ZYLA Iwona Ewa (POL)

Match 4		Match	1st Game	2nd Game	3rd Game
AKYUZ Dilem	TUR	0	11	7	6
ZYLA Iwona Ewa	POL	3	13	11	11
	Duration	11min	5min	3min	3min

Team Match No: TS7

Table: Table 3

Umpires:

Player Statistics	AKYUZ Dilem (TUR)				ZYLA Iwona Ewa (POL)			
	Game			Match	Game			Match
	1	2	3		1	2	3	
Points won	11	7	6	24	13	11	11	35
Biggest lead	3	4	-	4	2	4	5	5
Points won on own serve	7	4	3	14	8	7	5	20
Points lost on own serve	5	4	6	15	4	3	3	10
Most consecutive points won	3	5	2	5	3	6	5	6
Greatest deficit overcome	-	-	-	-	3	4	-	4
Handedness/Grip								

Match/Team Match Statistics	Game			Match
	1	2	3	
Longest rally (strokes)	10	6	6	10
Average rally	4	4	3	4

#### Game Progress

1	AKYUZ Dilem (TUR)	*0	1	*2	3	*5	6	*6	7	*7	9	*10	11	*11	11	11
	ZYLA Iwona Ewa (POL)	0	*1	2	*3	3	*4	6	*7	9	*9	10	*10	11	*12	13
2	AKYUZ Dilem (TUR)	0	*1	2	*4	6	*6	6	*6	7	7					
	ZYLA Iwona Ewa (POL)	*0	1	*2	2	*2	4	*6	8	*9	11					
3	AKYUZ Dilem (TUR)	*0	0	*0	1	*2	3	*4	5	*6	6					
	ZYLA Iwona Ewa (POL)	0	*2	4	*5	6	*7	8	*9	10	11					



THU 20 JUL 2017  
Start Time 13:00

### Detailed Team Match Results

KAHRAMAN Emine (TUR)

1 - 3

DORSZ Monika (POL)

Match 5		Match	1st Game	2nd Game	3rd Game	4th Game
KAHRAMAN Emine	TUR	1	11	9	6	10
DORSZ Monika	POL	3	8	11	11	12
	Duration	12min	4min	4min	0min	4min

Team Match No: TS7 Table: Table 3 Umpires:

Player Statistics	KAHRAMAN Emine (TUR)					DORSZ Monika (POL)				
	Game				Match	Game				Match
	1	2	3	4		1	2	3	4	
Points won	11		9	6	36	8		11	11	42
Biggest lead	3		-	5	5	1		7	5	7
Points won on own serve	7		5	3	22	5		6	5	24
Points lost on own serve	3		5	6	18	4		4	3	14
Most consecutive points won	3		6	6	6	2		7	10	10
Greatest deficit overcome	1		-	-	1	-		-	5	5
Handedness/Grip										

Match/Team Match Statistics	Game				Match
	1	2	3	4	
Longest rally (strokes)	7		-	1	7
Average rally	4		-	-	1

#### Game Progress

1	KAHRAMAN Emine (TUR)	*0	1	*2	3	*4	6	*6	8	*9	10	11		
	DORSZ Monika (POL)	0	*1	2	*3	4	*4	6	*6	7	*8	8		
3	KAHRAMAN Emine (TUR)	0	*0	0	*0	1	*2	3	*4	6	*8	9		
	DORSZ Monika (POL)	*0	2	*4	6	*7	8	*9	10	*10	10	11		
4	KAHRAMAN Emine (TUR)	*0	1	*3	5	*6	6	*6	6	*6	6			
	DORSZ Monika (POL)	0	*1	1	*1	2	*4	6	*8	10	11			
5	KAHRAMAN Emine (TUR)	0	*0	1	*2	4	*5	6	*7	8	*8	10	*10	10
	DORSZ Monika (POL)	*0	2	*3	4	*4	5	*6	7	*8	10	*10	11	12

#### LEGEND

MS Men's Single MT Men's Team WS Women's Single WT Women's Team

Note: "\*" server. The "Greatest deficit overcome" only applies when the player ends up winning the game.



THU 20 JUL 2017

### Detailed Team Match Results

Start Time 16:00

**China**

**3 - 0**

**Turkey**

Team Match No: TD9

Table: Table 1

Umpires:

Match 1			Match	1st Game	2nd Game	3rd Game
A	SHI Ce	CHN	3	11	11	11
X	AKYAZ Meltem	TUR	0	1	3	3
Duration			6min	2min	2min	2min

Match 2			Match	1st Game	2nd Game	3rd Game
B	HUANG Meng Ping	CHN	3	11	11	11
Y	KAHRAMAN Emine	TUR	0	5	1	4
Duration			6min	2min	2min	2min

Match 3			Match	1st Game	2nd Game	3rd Game
C	WANG /	CHN	3	11	11	11
Z	CIFTKURAN /	TUR	0	3	3	4
Duration			7min	2min	3min	2min

Duration of Team Match	00h19min
------------------------	----------

Player Statistics	China				Turkey			
	Match			Team Match	Match			Team Match
	1	2	3		1	2	3	
Points won	33	33	33	99	7	10	10	27
Biggest lead	10	10	8	10	1	1	-	1
Points won on own serve	17	14	16	47	4	3	5	12
Points lost on own serve	3	7	5	15	16	19	17	52
Most consecutive points won	9	10	7	10	3	2	2	3
Greatest deficit overcome	1	1	-	1	-	-	-	-

Match/Team Match Statistics	Match			Team Match
	1	2	3	
Longest rally (strokes)	12	8	5	12
Average rally	4	4	3	3



THU 20 JUL 2017  
Start Time 16:00

### Detailed Team Match Results

SHI Ce (CHN)

3 - 0

AKYAZ Meltem (TUR)

Match 1		Match	1st Game	2nd Game	3rd Game
SHI Ce	CHN	3	11	11	11
AKYAZ Meltem	TUR	0	1	3	3
	Duration	6min	2min	2min	2min

Team Match No: TS9

Table: Table 1

Umpires:

Player Statistics	SHI Ce (CHN)				AKYAZ Meltem (TUR)			
	Game			Match	Game			Match
	1	2	3		1	2	3	
Points won	11	11	11	33	1	3	3	7
Biggest lead	10	9	8	10	-	-	1	1
Points won on own serve	5	7	5	17	-	2	2	4
Points lost on own serve	1	1	1	3	6	4	6	16
Most consecutive points won	6	9	6	9	1	3	1	3
Greatest deficit overcome	-	-	1	1	-	-	-	-
Handedness/Grip								

Match/Team Match Statistics	Game			Match
	1	2	3	
Longest rally (strokes)	7	12	7	12
Average rally	3	5	4	4

#### Game Progress

1	SHI Ce (CHN)	0	*2	4	*6	7	*9	11	
	AKYAZ Meltem (TUR)	*0	0	*0	0	*1	1	1	
2	SHI Ce (CHN)	*0	2	*4	6	*8	9	*9	11
	AKYAZ Meltem (TUR)	0	*0	0	*0	0	*1	3	3
3	SHI Ce (CHN)	0	*1	3	*4	5	*7	9	11
	AKYAZ Meltem (TUR)	*0	1	*1	2	*3	3	*3	3





THU 20 JUL 2017  
Start Time 16:00

### Detailed Team Match Results

**HUANG Meng Ping (CHN)**

**3 - 0**

**KAHRAMAN Emine (TUR)**

Match 2		Match	1st Game	2nd Game	3rd Game
<b>HUANG Meng Ping</b>	<b>CHN</b>	<b>3</b>	11	11	11
KAHRAMAN Emine	TUR	0	5	1	4
	Duration	<b>6min</b>	2min	2min	2min

Team Match No: TS9

Table: Table 1

Umpires:

Player Statistics	HUANG Meng Ping (CHN)				KAHRAMAN Emine (TUR)			
	Game			Match	Game			Match
	1	2	3		1	2	3	
Points won	11	11	11	33	5	1	4	10
Biggest lead	6	10	7	10	-	-	1	1
Points won on own serve	3	6	5	14	-	1	2	3
Points lost on own serve	5	-	2	7	8	5	6	19
Most consecutive points won	5	10	7	10	2	1	2	2
Greatest deficit overcome	-	-	1	1	-	-	-	-
Handedness/Grip								

Match/Team Match Statistics	Game			Match
	1	2	3	
Longest rally (strokes)	8	6	8	8
Average rally	4	3	5	4

#### Game Progress

1	HUANG Meng Ping (CHN)	0	*2	2	*4	4	*6	7	*9	11
	KAHRAMAN Emine (TUR)	*0	0	*2	2	*4	4	*5	5	5
2	HUANG Meng Ping (CHN)	*0	2	*4	6	*8	10	11		
	KAHRAMAN Emine (TUR)	0	*0	0	*0	0	*0	1		
3	HUANG Meng Ping (CHN)	0	*1	3	*5	7	*8	8	*10	11
	KAHRAMAN Emine (TUR)	*0	1	*1	1	*1	2	*4	4	4



THU 20 JUL 2017  
Start Time 16:00

### Detailed Team Match Results

WANG Zhe (CHN)

3 - 0

CIFTKURAN Nevroz (TUR)

Match 3		Match	1st Game	2nd Game	3rd Game
WANG /	CHN	3	11	11	11
CIFTKURAN /	TUR	0	3	3	4
	Duration	7min	2min	3min	2min

Team Match No: TD9

Table: Table 1

Umpires:

Player Statistics	WANG Zhe (CHN)				CIFTKURAN Nevroz (TUR)			
	Game			Match	Game			Match
	1	2	3		1	2	3	
Points won	11	11	11	33	3	3	4	10
Biggest lead	8	8	7	8	-	-	-	-
Points won on own serve	4	8	4	16	1	3	1	5
Points lost on own serve	2	-	3	5	7	3	7	17
Most consecutive points won	5	7	4	7	1	2	2	2
Greatest deficit overcome	-	-	-	-	-	-	-	-
Handedness/Grip	-				-			

Match/Team Match Statistics	Game			Match
	1	2	3	
Longest rally (strokes)	4	4	5	5
Average rally	3	3	2	3

#### Game Progress

1	WANG Zhe (CHN)	0	*2	4	*5	6	*8	9	11	
	CIFTKURAN Nevroz (TUR)	*0	0	*0	1	*2	2	*3	3	
2	WANG Zhe (CHN)	*0	2	*4	6	*7	9	*9	11	
	CIFTKURAN Nevroz (TUR)	0	*0	0	*0	1	*1	3	3	
3	WANG Zhe (CHN)	0	*2	3	*5	6	*7	8	*10	11
	CIFTKURAN Nevroz (TUR)	*0	0	*1	1	*2	3	*4	4	4

#### LEGEND

MS Men's Single

MT Men's Team

WS Women's Single

WT Women's Team

Note: "\*" server. The "Greatest deficit overcome" only applies when the player ends up winning the game.



THU 20 JUL 2017  
Start Time 16:00

### Detailed Team Match Results

Japan

3 - 0

India

Team Match No: TS11

Table: Table 3

Umpires:

Match 2			Match	1st Game	2nd Game	3rd Game	4th Game
A	KAWASAKI Mizue	JPN	3	8	11	11	11
X	GHOSH Suravi	IND	1	11	1	9	3
Duration			17min	4min	3min	6min	4min

Match 3			Match	1st Game	2nd Game	3rd Game
B	TAKAOKA /	JPN	3	11	11	11
Y	SAHA /	IND	0	6	1	6
Duration			9min	4min	2min	3min

Match 5			Match	1st Game	2nd Game	3rd Game
A	KAWASAKI Mizue	JPN	3	11	11	11
Z	GOMES Shineya	IND	0	6	2	3
Duration			8min	3min	2min	3min

Duration of Team Match	00h34min
------------------------	----------

Player Statistics	Japan				India			
	Match			Team	Match			Team
	1	2	3	Match	1	2	3	Match
Points won	-	41	33	107	-	24	13	48
Biggest lead	-	10	10	10	-	3	2	5
Points won on own serve	-	20	15	51	-	11	6	23
Points lost on own serve	-	13	7	25	-	21	18	56
Most consecutive points won	-	11	11	11	-	4	2	5
Greatest deficit overcome	-	3	2	5	-	3	-	3

Match/Team Match Statistics	Match			Team
	1	2	3	Match
Longest rally (strokes)	-	10	12	12
Average rally	-	4	3	4



THU 20 JUL 2017  
Start Time 16:00

## Detailed Team Match Results

Japan

3 - 0

India



THU 20 JUL 2017  
Start Time 16:00

### Detailed Team Match Results

**KAWASAKI Mizue (JPN)**

**3 - 1**

**GHOSH Suravi (IND)**

Match 2		Match	1st Game	2nd Game	3rd Game	4th Game
<b>KAWASAKI Mizue</b>	<b>JPN</b>	<b>3</b>	8	11	11	11
GHOSH Suravi	IND	1	11	1	9	3
	Duration	<b>17min</b>	4min	3min	6min	4min

Team Match No: TS11 Table: Table 3 Umpires:

Player Statistics	KAWASAKI Mizue (JPN)					GHOSH Suravi (IND)				
	Game				Match	Game				Match
	1	2	3	4		1	2	3	4	
Points won	8	11	11	11	41	11	1	9	3	24
Biggest lead	3	10	2	8	10	3	-	3	3	3
Points won on own serve	3	6	5	6	20	5	1	4	1	11
Points lost on own serve	6	-	5	2	13	5	5	6	5	21
Most consecutive points won	2	8	4	11	11	4	1	2	3	4
Greatest deficit overcome	-	-	3	3	3	3	-	-	-	3
Handedness/Grip										

Match/Team Match Statistics	Game				Match
	1	2	3	4	
Longest rally (strokes)	5	10	10	10	10
Average rally	3	4	5	5	4

#### Game Progress

1	KAWASAKI Mizue (JPN)	0	*2	3	*4	4	*5	6	*6	7	*8	8
	GHOSH Suravi (IND)	*0	0	*1	2	*4	5	*6	8	*9	10	11
2	KAWASAKI Mizue (JPN)	*0	2	*3	5	*7	9	11				
	GHOSH Suravi (IND)	0	*0	1	*1	1	*1	1				
3	KAWASAKI Mizue (JPN)	0	*1	1	*2	3	*4	6	*8	9	*10	11
	GHOSH Suravi (IND)	*0	1	*3	4	*5	6	*6	6	*7	8	9
4	KAWASAKI Mizue (JPN)	*0	0	*1	3	*5	7	*9	11			
	GHOSH Suravi (IND)	0	*2	3	*3	3	*3	3	3			



THU 20 JUL 2017  
Start Time 16:00

### Detailed Team Match Results

TAKAOKA Risato (JPN)

3 - 0

SAHA Poli (IND)

Match 3		Match	1st Game	2nd Game	3rd Game
TAKAOKA /	JPN	3	11	11	11
SAHA /	IND	0	6	1	6
	Duration	9min	4min	2min	3min

Team Match No: TD11 Table: Table 3 Umpires:

Player Statistics	TAKAOKA Risato (JPN)				SAHA Poli (IND)			
	Game			Match	Game			Match
	1	2	3		1	2	3	
Points won	11	11	11	33	6	1	6	13
Biggest lead	5	10	5	10	2	1	-	2
Points won on own serve	6	5	4	15	4	-	2	6
Points lost on own serve	2	1	4	7	5	6	7	18
Most consecutive points won	4	11	4	11	2	1	2	2
Greatest deficit overcome	2	1	-	2	-	-	-	-
Handedness/Grip	-				-			

Match/Team Match Statistics	Game			Match
	1	2	3	
Longest rally (strokes)	9	12	5	12
Average rally	3	4	2	3

#### Game Progress

1	TAKAOKA Risato (JPN)	0	*0	2	*3	4	*6	7	*8	10	11
	SAHA Poli (IND)	*0	2	*2	3	*4	4	*5	6	*6	6
2	TAKAOKA Risato (JPN)	*0	1	*3	5	*7	9	11			
	SAHA Poli (IND)	0	*1	1	*1	1	*1	1			
3	TAKAOKA Risato (JPN)	0	*2	3	*4	5	*7	8	*9	10	11
	SAHA Poli (IND)	*0	0	*1	2	*3	3	*4	5	*6	6



THU 20 JUL 2017  
Start Time 16:00

### Detailed Team Match Results

TAKAOKA Risato (JPN)

3 - 0

SAHA Poli (IND)



THU 20 JUL 2017  
Start Time 16:00

### Detailed Team Match Results

**KAWASAKI Mizue (JPN)**

**3 - 0**

**GOMES Shineya (IND)**

Match 5		Match	1st Game	2nd Game	3rd Game
<b>KAWASAKI Mizue</b>	<b>JPN</b>	<b>3</b>	11	11	11
<b>GOMES Shineya</b>	<b>IND</b>	<b>0</b>	6	2	3
	Duration	<b>8min</b>	3min	2min	3min

Team Match No: TS11 Table: Table 3 Umpires:

Player Statistics	KAWASAKI Mizue (JPN)				GOMES Shineya (IND)			
	Game			Match	Game			Match
	1	2	3		1	2	3	
Points won	11	11	11	33	6	2	3	11
Biggest lead	5	9	8	9	5	1	-	5
Points won on own serve	5	6	5	16	3	1	2	6
Points lost on own serve	3	1	1	5	6	5	6	17
Most consecutive points won	9	6	4	9	5	1	1	5
Greatest deficit overcome	5	1	-	5	-	-	-	-
Handedness/Grip								

Match/Team Match Statistics	Game			Match
	1	2	3	
Longest rally (strokes)	8	6	7	8
Average rally	3	3	4	4

#### Game Progress

1	<b>KAWASAKI Mizue (JPN)</b>	0	*0	0	*1	3	*5	7	*9	10	11
	<b>GOMES Shineya (IND)</b>	*0	2	*4	5	*5	5	*5	5	*6	6
2	<b>KAWASAKI Mizue (JPN)</b>	*0	1	*3	5	*6	8	*10	11		
	<b>GOMES Shineya (IND)</b>	0	*1	1	*1	2	*2	2	2		
3	<b>KAWASAKI Mizue (JPN)</b>	0	*2	4	*5	7	*8	9	11		
	<b>GOMES Shineya (IND)</b>	*0	0	*0	1	*1	2	*3	3		

#### LEGEND

MS Men's Single      MT Men's Team      WS Women's Single      WT Women's Team

Note: "\*" server. The "Greatest deficit overcome" only applies when the player ends up winning the game.





THU 20 JUL 2017  
Start Time 19:00

### Detailed Team Match Results

**China**

**3 - 0**

**Japan**

Team Match No: TD13 Table: Table 1 Umpires:

Match 1			Match	1st Game	2nd Game	3rd Game
A	SHI Ce	CHN	3	11	11	11
X	KAMEZAWA Riho	JPN	0	1	6	6
Duration			11min	3min	4min	4min

Match 2			Match	1st Game	2nd Game	3rd Game
B	HUANG Meng Ping	CHN	3	11	11	11
Y	KAWASAKI Mizue	JPN	0	2	3	9
Duration			10min	2min	3min	5min

Match 3			Match	1st Game	2nd Game	3rd Game	4th Game	5th Game
C	WANG /	CHN	3	10	9	11	11	11
Z	TAKAOKA /	JPN	2	12	11	3	7	7
Duration			20min	4min	4min	3min	4min	5min

Duration of Team Match **00h41min**

Player Statistics	China					Team Match	Japan					Team Match
	Match						Match					
	1	2	3	4	5		1	2	3	4	5	
Points won	33	33	52	-	-	118	13	14	40	-	-	67
Biggest lead	10	10	8	-	-	10	2	2	6	-	-	6
Points won on own serve	19	17	26	-	-	62	9	7	19	-	-	35
Points lost on own serve	4	7	21	-	-	32	14	16	26	-	-	56
Most consecutive points won	11	10	7	-	-	11	2	4	7	-	-	7
Greatest deficit overcome	2	2	3	-	-	3	-	-	4	-	-	4

Match/Team Match Statistics	Match					Team Match
	1	2	3	4	5	
Longest rally (strokes)	12	9	11	-	-	12
Average rally	5	4	4	-	-	4



THU 20 JUL 2017  
Start Time 19:00

### Detailed Team Match Results

SHI Ce (CHN)

3 - 0

KAMEZAWA Riho (JPN)

Match 1		Match	1st Game	2nd Game	3rd Game
SHI Ce	CHN	3	11	11	11
KAMEZAWA Riho	JPN	0	1	6	6
	Duration	11min	3min	4min	4min

Team Match No: TS13 Table: Table 1 Umpires:

Player Statistics	SHI Ce (CHN)				KAMEZAWA Riho (JPN)			
	Game			Match	Game			Match
	1	2	3		1	2	3	
Points won	11	11	11	33	1	6	6	13
Biggest lead	10	5	5	10	1	2	-	2
Points won on own serve	6	7	6	19	1	4	4	9
Points lost on own serve	-	2	2	4	5	4	5	14
Most consecutive points won	11	4	4	11	1	2	2	2
Greatest deficit overcome	1	2	-	2	-	-	-	-
Handedness/Grip								

Match/Team Match Statistics	Game			Match
	1	2	3	
Longest rally (strokes)	9	11	12	12
Average rally	5	4	6	5

#### Game Progress

1	SHI Ce (CHN)	0	*1	3	*5	7	*9	11	
	KAMEZAWA Riho (JPN)	*0	1	*1	1	*1	1	1	
2	SHI Ce (CHN)	*0	1	*1	3	*4	6	*7	8
	KAMEZAWA Riho (JPN)	0	*1	3	*3	4	*4	5	*6
3	SHI Ce (CHN)	0	*1	2	*3	4	*6	8	*8
	KAMEZAWA Riho (JPN)	*0	1	*2	3	*4	4	*4	6



THU 20 JUL 2017  
Start Time 19:00

### Detailed Team Match Results

**HUANG Meng Ping (CHN)**

**3 - 0**

**KAWASAKI Mizue (JPN)**

Match 2		Match	1st Game	2nd Game	3rd Game
<b>HUANG Meng Ping</b>	<b>CHN</b>	<b>3</b>	11	11	11
KAWASAKI Mizue	JPN	0	2	3	9
	Duration	<b>10min</b>	2min	3min	5min

Team Match No: TS13 Table: Table 1 Umpires:

Player Statistics	HUANG Meng Ping (CHN)				KAWASAKI Mizue (JPN)			
	Game			Match	Game			Match
	1	2	3		1	2	3	
Points won	11	11	11	33	2	3	9	14
Biggest lead	10	8	2	10	-	-	2	2
Points won on own serve	4	7	6	17	-	2	5	7
Points lost on own serve	2	1	4	7	7	4	5	16
Most consecutive points won	10	7	3	10	2	2	4	4
Greatest deficit overcome	-	-	2	2	-	-	-	-
Handedness/Grip								

Match/Team Match Statistics	Game			Match
	1	2	3	
Longest rally (strokes)	6	9	6	9
Average rally	4	5	4	4

#### Game Progress

1	<b>HUANG Meng Ping (CHN)</b>	0	*2	4	*6	8	*10	10	11	
	KAWASAKI Mizue (JPN)	*0	0	*0	0	*0	0	*2	2	
2	<b>HUANG Meng Ping (CHN)</b>	*0	2	*4	6	*7	8	*9	11	
	KAWASAKI Mizue (JPN)	0	*0	0	*0	1	*2	3	3	
3	<b>HUANG Meng Ping (CHN)</b>	0	*2	3	*3	3	*5	6	*7	9
	KAWASAKI Mizue (JPN)	*0	0	*1	3	*5	5	*6	7	*7
										*9
										11
										9



THU 20 JUL 2017  
Start Time 19:00

### Detailed Team Match Results

WANG Zhe (CHN)

3 - 2

TAKAOKA Risato (JPN)

Match 3		Match	1st Game	2nd Game	3rd Game	4th Game	5th Game
WANG /	CHN	3	10	9	11	11	11
TAKAOKA /	JPN	2	12	11	3	7	7
	Duration	20min	4min	4min	3min	4min	5min

Team Match No: TD13 Table: Table 1 Umpires:

Player Statistics	WANG Zhe (CHN)						TAKAOKA Risato (JPN)					
	Game					Match	Game					Match
	1	2	3	4	5		1	2	3	4	5	
Points won	10	9	11	11	11	52	12	11	3	7	7	40
Biggest lead	1	4	8	4	4	8	6	2	-	1	3	6
Points won on own serve	4	4	7	5	6	26	5	5	2	4	3	19
Points lost on own serve	7	6	1	3	4	21	6	5	4	6	5	26
Most consecutive points won	7	5	5	3	4	7	7	3	2	3	3	7
Greatest deficit overcome	-	-	-	1	3	3	1	4	-	-	-	4
Handedness/Grip	-						-					

Match/Team Match Statistics	Game					Match
	1	2	3	4	5	
Longest rally (strokes)	6	8	10	8	11	11
Average rally	3	4	4	4	5	4

#### Game Progress

1	WANG Zhe (CHN)	*0	1	*2	2	*2	2	*4	6	*8	9	*10	10	10
	TAKAOKA Risato (JPN)	0	*1	2	*4	6	*8	8	*8	8	*9	10	*11	12
2	WANG Zhe (CHN)	0	*1	2	*4	6	*6	7	*8	8	*9	9		
	TAKAOKA Risato (JPN)	*0	1	*2	2	*2	4	*5	6	*8	9	11		
3	WANG Zhe (CHN)	*0	2	*4	5	*6	8	*9	11					
	TAKAOKA Risato (JPN)	0	*0	0	*1	2	*2	3	3					
4	WANG Zhe (CHN)	0	*2	3	*3	4	*5	7	*8	9	11			
	TAKAOKA Risato (JPN)	*0	0	*1	3	*4	5	*5	6	*7	7			
5	WANG Zhe (CHN)	*0	0	*1	3	*4	5	*7	8	*9	11			
	TAKAOKA Risato (JPN)	0	*2	3	*3	4	*5	5	*6	7	7			

#### LEGEND

MS Men's Single MT Men's Team WS Women's Single WT Women's Team

Note: "\*" server. The "Greatest deficit overcome" only applies when the player ends up winning the game.



THU 20 JUL 2017  
Start Time 19:00

### Detailed Team Match Results

**India** **3 - 1** **Poland**

Team Match No: TS15      Table: Table 3      Umpires:

Match 1			Match	1st Game	2nd Game	3rd Game	4th Game	5th Game
A	GHOSH Suravi	IND	3	9	11	6	11	11
X	DORSZ Monika	POL	2	11	3	11	9	4
Duration			24min	5min	3min	4min	7min	5min

Match 2			Match	1st Game	2nd Game	3rd Game
B	GOMES Shineya	IND	0	7	6	6
Y	ZYLA Iwona Ewa	POL	3	11	11	11
Duration			10min	3min	3min	4min

Match 3			Match
C	SAHA /	IND	3
Z	SZEMIEL /	POL	0
Duration			0min

Match 4			Match	1st Game	2nd Game	3rd Game	4th Game	5th Game
A	GHOSH Suravi	IND	3	6	11	7	11	11
Y	ZYLA Iwona Ewa	POL	2	11	9	11	9	5
Duration			24min	4min	5min	5min	6min	4min

Duration of Team Match      **00h58min**

Player Statistics	India					Team Match	Poland					Team Match
	Match						Match					
	1	2	3	4	5		1	2	3	4	5	
Points won	48	19	-	46	-	113	38	33	-	45	-	116
Biggest lead	10	1	-	6	-	10	6	5	-	8	-	8
Points won on own serve	34	10	-	28	-	72	29	16	-	26	-	71
Points lost on own serve	9	17	-	19	-	45	14	9	-	18	-	41
Most consecutive points won	10	2	-	5	-	10	4	6	-	6	-	6
Greatest deficit overcome	4	-	-	2	-	4	-	1	-	4	-	4

Match/Team Match Statistics	Match					Team Match
	1	2	3	4	5	
Longest rally (strokes)	30	14	-	35	-	35
Average rally	6	5	-	6	-	6



THU 20 JUL 2017  
Start Time 19:00

### Detailed Team Match Results

**GHOSH Suravi (IND)**

**3 - 2**

**DORSZ Monika (POL)**

Match 1		Match	1st Game	2nd Game	3rd Game	4th Game	5th Game
<b>GHOSH Suravi</b>	<b>IND</b>	<b>3</b>	9	11	6	11	11
<b>DORSZ Monika</b>	<b>POL</b>	<b>2</b>	11	3	11	9	4
	Duration	<b>24min</b>	5min	3min	4min	7min	5min

Team Match No: TS15 Table: Table 3 Umpires:

Player Statistics	GHOSH Suravi (IND)						DORSZ Monika (POL)					
	Game					Match	Game					Match
	1	2	3	4	5		1	2	3	4	5	
Points won	9	11	6	11	11	48	11	3	11	9	4	38
Biggest lead	-	10	-	2	7	10	4	-	6	4	2	6
Points won on own serve	7	7	6	7	7	34	8	2	9	6	4	29
Points lost on own serve	3	1	2	3	-	9	2	4	-	4	4	14
Most consecutive points won	3	10	2	5	6	10	3	3	3	4	2	4
Greatest deficit overcome	-	-	-	4	2	4	-	-	-	-	-	-
Handedness/Grip												

Match/Team Match Statistics	Game					Match
	1	2	3	4	5	
Longest rally (strokes)	23	15	14	30	24	30
Average rally	6	6	5	8	6	6

#### Game Progress

1	GHOSH Suravi (IND)	0	*0	2	*2	3	*3	5	*6	8	*9	9
	DORSZ Monika (POL)	*0	2	*2	4	*5	7	*7	8	*8	9	11
2	GHOSH Suravi (IND)	*0	2	*4	6	*8	10	*10	11			
	DORSZ Monika (POL)	0	*0	0	*0	0	*0	2	3			
3	GHOSH Suravi (IND)	0	*0	1	*1	3	*3	4	*4	6		6
	DORSZ Monika (POL)	*0	2	*3	5	*5	7	*8	10	*10		11
4	GHOSH Suravi (IND)	*0	0	*0	2	*4	5	*5	7	*7	9	11
	DORSZ Monika (POL)	0	*2	4	*4	4	*5	7	*7	9	*9	9
5	GHOSH Suravi (IND)	0	*0	2	*4	6	*6	8	*10	11		
	DORSZ Monika (POL)	*0	2	*2	2	*2	4	*4	4	4		



THU 20 JUL 2017  
Start Time 19:00

### Detailed Team Match Results

GOMES Shineya (IND)

0 - 3

ZYLA Iwona Ewa (POL)

Match 2		Match	1st Game	2nd Game	3rd Game
GOMES Shineya	IND	0	7	6	6
ZYLA Iwona Ewa	POL	3	11	11	11
	Duration	10min	3min	3min	4min

Team Match No: TS15 Table: Table 3 Umpires:

Player Statistics	GOMES Shineya (IND)				ZYLA Iwona Ewa (POL)			
	Game			Match	Game			Match
	1	2	3		1	2	3	
Points won	7	6	6	19	11	11	11	33
Biggest lead	1	1	-	1	4	5	5	5
Points won on own serve	4	3	3	10	5	6	5	16
Points lost on own serve	6	5	6	17	3	3	3	9
Most consecutive points won	2	2	1	2	3	6	3	6
Greatest deficit overcome	-	-	-	-	1	1	-	1
Handedness/Grip								

Match/Team Match Statistics	Game			Match
	1	2	3	
Longest rally (strokes)	8	14	8	14
Average rally	4	5	4	5

#### Game Progress

1	GOMES Shineya (IND)	*0	1	*2	3	*3	4	*5	6	*7	7
	ZYLA Iwona Ewa (POL)	0	*1	2	*3	5	*6	7	*8	9	11
2	GOMES Shineya (IND)	0	*1	2	*3	4	*5	6	*6	6	6
	ZYLA Iwona Ewa (POL)	*0	1	*2	3	*4	5	*6	8	*10	11
3	GOMES Shineya (IND)	*0	1	*1	2	*3	3	*4	5	*6	6
	ZYLA Iwona Ewa (POL)	0	*1	3	*4	5	*7	8	*9	10	11



THU 20 JUL 2017  
Start Time 19:00

### Detailed Team Match Results

SAHA Poli (IND)

3 - 0

SZEMIEL Julia (POL)

Match 3		Match
SAHA /	IND	3
SZEMIEL /	POL	0
	Duration	0min

Team Match No: TD15

Table: Table 3

Umpires:





THU 20 JUL 2017  
Start Time 19:00

### Detailed Team Match Results

**GHOSH Suravi (IND)**

**3 - 2**

**ZYLA Iwona Ewa (POL)**

Match 4		Match	1st Game	2nd Game	3rd Game	4th Game	5th Game
GHOSH Suravi	IND	3	6	11	7	11	11
ZYLA Iwona Ewa	POL	2	11	9	11	9	5
	Duration	24min	4min	5min	5min	6min	4min

Team Match No: TS15 Table: Table 3 Umpires:

Player Statistics	GHOSH Suravi (IND)						ZYLA Iwona Ewa (POL)					
	Game					Match	Game					Match
	1	2	3	4	5		1	2	3	4	5	
Points won	6	11	7	11	11	46	11	9	11	9	5	45
Biggest lead	-	2	4	3	6	6	8	1	4	1	2	8
Points won on own serve	4	6	5	7	6	28	6	5	6	6	3	26
Points lost on own serve	5	4	5	3	2	19	2	5	2	4	5	18
Most consecutive points won	4	2	5	3	4	5	4	2	6	2	2	6
Greatest deficit overcome	-	1	-	1	2	2	-	-	4	-	-	4
Handedness/Grip												

Match/Team Match Statistics	Game					Match
	1	2	3	4	5	
Longest rally (strokes)	10	35	9	22	17	35
Average rally	5	6	5	7	6	6

#### Game Progress

1	GHOSH Suravi (IND)	*0	0	*0	1	*1	2	*2	4	*6	6	
	ZYLA Iwona Ewa (POL)	0	*2	4	*5	7	*8	10	*10	10	11	
2	GHOSH Suravi (IND)	0	*1	2	*3	4	*5	6	*7	8	*9	11
	ZYLA Iwona Ewa (POL)	*0	1	*2	3	*4	5	*6	7	*8	9	9
3	GHOSH Suravi (IND)	*0	1	*3	5	*5	5	*5	6	*6	7	
	ZYLA Iwona Ewa (POL)	0	*1	1	*1	3	*5	7	*8	10	11	
4	GHOSH Suravi (IND)	0	*1	3	*3	5	*6	7	*8	9	*10	11
	ZYLA Iwona Ewa (POL)	*0	1	*1	3	*3	4	*5	6	*7	8	9
5	GHOSH Suravi (IND)	*0	0	*2	4	*5	7	*8	10	11		
	ZYLA Iwona Ewa (POL)	0	*2	2	*2	3	*3	4	*4	5		

#### LEGEND

MS Men's Single MT Men's Team WS Women's Single WT Women's Team

Note: "\*" server. The "Greatest deficit overcome" only applies when the player ends up winning the game.



FRI 21 JUL 2017  
Start Time 09:00

### Detailed Team Match Results

Japan

3 - 0

Poland

Team Match No: TD17 Table: Table 1 Umpires:

Match 1			Match	1st Game	2nd Game	3rd Game
A	KAMEZAWA Riho	JPN	3	11	11	11
X	DORSZ Monika	POL	0	5	2	4
Duration			9min	3min	3min	3min

Match 2			Match	1st Game	2nd Game	3rd Game	4th Game
B	KAWASAKI Mizue	JPN	3	9	11	11	11
Y	ZYLA Iwona Ewa	POL	1	11	9	6	7
Duration			18min	4min	5min	4min	5min

Match 3			Match
C	TAKAOKA /	JPN	3
Z	SZEMIEL /	POL	0
Duration			0min

Duration of Team Match	00h27min
------------------------	----------

Player Statistics	Japan	Poland
	Team Match	Team Match
Points won	75	44
Biggest lead	9	4
Points won on own serve	40	24
Points lost on own serve	20	35
Most consecutive points won	5	4
Greatest deficit overcome	2	-

Match/Team Match Statistics	Team Match
Longest rally (strokes)	15
Average rally	5



FRI 21 JUL 2017  
Start Time 09:00

### Detailed Team Match Results

KAMEZAWA Riho (JPN)

3 - 0

DORSZ Monika (POL)

Match 1		Match	1st Game	2nd Game	3rd Game
KAMEZAWA Riho	JPN	3	11	11	11
DORSZ Monika	POL	0	5	2	4
	Duration	9min	3min	3min	3min

Team Match No: TS17 Table: Table 1 Umpires:

Player Statistics	KAMEZAWA Riho (JPN)				DORSZ Monika (POL)			
	Game			Match	Game			Match
	1	2	3		1	2	3	
Points won	11	11	11	33	5	2	4	11
Biggest lead	6	9	7	9	-	-	-	-
Points won on own serve	5	6	6	17	2	1	3	6
Points lost on own serve	3	1	1	5	6	5	5	16
Most consecutive points won	5	5	4	5	2	1	1	2
Greatest deficit overcome	-	-	-	-	-	-	-	-
Handedness/Grip								

Match/Team Match Statistics	Game			Match
	1	2	3	
Longest rally (strokes)	9	10	8	10
Average rally	4	5	4	5

#### Game Progress

1	KAMEZAWA Riho (JPN)	0	*1	3	*4	4	*6	7	*9	11
	DORSZ Monika (POL)	*0	1	*1	2	*4	4	*5	5	5
2	KAMEZAWA Riho (JPN)	*0	2	*4	5	*6	8	*10	11	
	DORSZ Monika (POL)	0	*0	0	*1	2	*2	2	2	
3	KAMEZAWA Riho (JPN)	0	*1	3	*5	6	*7	9	*10	11
	DORSZ Monika (POL)	*0	1	*1	1	*2	3	*3	4	4



FRI 21 JUL 2017  
Start Time 09:00

### Detailed Team Match Results

**KAWASAKI Mizue (JPN)**

**3 - 1**

**ZYLA Iwona Ewa (POL)**

Match 2		Match	1st Game	2nd Game	3rd Game	4th Game
<b>KAWASAKI Mizue</b>	<b>JPN</b>	<b>3</b>	9	11	11	11
ZYLA Iwona Ewa	POL	1	11	9	6	7
	Duration	<b>18min</b>	4min	5min	4min	5min

Team Match No: TS17 Table: Table 1 Umpires:

Player Statistics	KAWASAKI Mizue (JPN)					ZYLA Iwona Ewa (POL)				
	Game				Match	Game				Match
	1	2	3	4		1	2	3	4	
Points won	9	11	11	11	42	11	9	6	7	33
Biggest lead	-	3	7	4	7	4	2	-	2	4
Points won on own serve	6	5	6	6	23	7	4	4	3	18
Points lost on own serve	4	5	2	4	15	3	6	5	5	19
Most consecutive points won	4	5	5	5	5	3	4	3	3	4
Greatest deficit overcome	-	2	-	2	2	-	-	-	-	-
Handedness/Grip										

Match/Team Match Statistics	Game				Match
	1	2	3	4	
Longest rally (strokes)	15	11	8	14	15
Average rally	5	5	4	5	5

#### Game Progress

1	KAWASAKI Mizue (JPN)	0	*0	1	*1	3	*5	5	*6	8	*8	9
	ZYLA Iwona Ewa (POL)	*0	2	*3	5	*5	5	*7	8	*8	10	11
2	KAWASAKI Mizue (JPN)	*0	0	*2	4	*5	6	*6	7	*9	10	11
	ZYLA Iwona Ewa (POL)	0	*2	2	*2	3	*4	6	*7	7	*8	9
3	KAWASAKI Mizue (JPN)	0	*2	4	*5	7	*8	9	*9	10	11	
	ZYLA Iwona Ewa (POL)	*0	0	*0	1	*1	2	*3	5	*6	6	
4	KAWASAKI Mizue (JPN)	*0	1	*2	3	*4	4	*6	8	*9	11	
	ZYLA Iwona Ewa (POL)	0	*1	2	*3	4	*6	6	*6	7	7	



FRI 21 JUL 2017  
Start Time 09:00

### Detailed Team Match Results

TAKAOKA Risato (JPN)

3 - 0

SZEMIEL Julia (POL)

Match 3		Match
TAKAOKA /	JPN	3
SZEMIEL /	POL	0
	Duration	0min

Team Match No: TD17

Table: Table 1

Umpires:

#### LEGEND

MS Men's Single

MT Men's Team

WS Women's Single

WT Women's Team

Note: "\*" server. The "Greatest deficit overcome" only applies when the player ends up winning the game.

TTW400A01\_73C 1.0

Page 4 / 4

Report Created THU 20 JUL 2017 11:48





THU 20 JUL 2017

### Detailed Team Match Results

Start Time 10:30

Russia

2 - 3

Ukraine

Team Match No: TS2

Table: Table 2

Umpires:

Match 1			Match	1st Game	2nd Game	3rd Game	4th Game
A	KONDRATOVA Anna Alexandrov	RUS	3	11	9	11	11
X	KHODKO Iuliia	UKR	1	6	11	9	1
Duration			14min	3min	4min	5min	2min

Match 2			Match	1st Game	2nd Game	3rd Game	4th Game
B	MARKOVICH Ksenia	RUS	1	11	2	7	9
Y	ZAVINOVSKA Karyna	UKR	3	8	11	11	11
Duration			16min	4min	3min	4min	5min

Match 3			Match	1st Game	2nd Game	3rd Game	4th Game
C	KUDRIASHOVA /	RUS	1	6	11	6	8
Z	VASYLIEVA /	UKR	3	11	1	11	11
Duration			15min	3min	2min	4min	6min

Match 4			Match	1st Game	2nd Game	3rd Game	4th Game
A	KONDRATOVA Anna Alexandrov	RUS	3	8	11	11	11
Y	ZAVINOVSKA Karyna	UKR	1	11	7	9	9
Duration			16min	3min	3min	4min	6min

Match 5			Match	1st Game	2nd Game	3rd Game	4th Game
B	MARKOVICH Ksenia	RUS	1	13	10	4	3
X	KHODKO Iuliia	UKR	3	11	12	11	11
Duration			18min	6min	6min	4min	2min

Duration of Team Match	01h19min
------------------------	----------

Player Statistics	Russia					Ukraine				
	Match				Team Match	Match				Team Match
	1	2	3	4		1	2	3	4	
Points won	42	29	31	41	173	27	41	34	36	183
Biggest lead	10	4	10	5	10	3	9	5	5	9
Points won on own serve	19	19	17	22	93	11	26	19	20	99
Points lost on own serve	16	15	15	16	84	23	10	14	19	80
Most consecutive points won	10	3	10	6	10	4	9	4	5	9
Greatest deficit overcome	3	-	-	5	5	1	1	2	-	2

Match/Team Match Statistics	Match				Team Match
	1	2	3	4	
Longest rally (strokes)	17	12	14	19	19
Average rally	5	4	5	4	4



THU 20 JUL 2017  
Start Time 10:30

### Detailed Team Match Results

KONDRATOVA Anna Alexandrovna (RUS)

3 - 1

KHODKO Iuliia (UKR)

Match 1	Match	1st Game	2nd Game	3rd Game	4th Game
KONDRATOVA Anna Alexandrovna RUS	3	11	9	11	11
KHODKO Iuliia UKR	1	6	11	9	1
Duration	14min	3min	4min	5min	2min

Team Match No: TS2

Table: Table 2

Umpires:

Player Statistics	KONDRATOVA Anna Alexandrovna (RUS)					KHODKO Iuliia (UKR)				
	Game				Match	Game				Match
	1	2	3	4		1	2	3	4	
Points won	11	9	11	11	42	6	11	9	1	27
Biggest lead	5	1	2	10	10	2	3	3	-	3
Points won on own serve	5	5	4	5	19	2	6	3	-	11
Points lost on own serve	4	5	6	1	16	6	4	7	6	23
Most consecutive points won	3	4	5	10	10	3	3	4	1	4
Greatest deficit overcome	2	-	3	-	3	-	1	-	-	1
Handedness/Grip										

Match/Team Match Statistics	Game				Match
	1	2	3	4	
Longest rally (strokes)	6	16	15	17	17
Average rally	3	6	5	5	5

#### Game Progress

1	KONDRATOVA Anna Alexandrovna (RU)	*0	1	*1	2	*4	5	*7	8	*10	11	
	KHODKO Iuliia (UKR)	0	*1	3	*4	4	*5	5	*6	6	6	
2	KONDRATOVA Anna Alexandrovna (RUS)	0	*0	1	*3	4	*4	5	*6	7	*8	9
	KHODKO Iuliia (UKR)	*0	2	*3	3	*4	6	*7	8	*9	10	11
3	KONDRATOVA Anna Alexandrovna (RU)	*0	1	*2	2	*3	5	*7	7	*8	9	11
	KHODKO Iuliia (UKR)	0	*1	2	*4	5	*5	5	*7	8	*9	9
4	KONDRATOVA Anna Alexandrovna (RU)	0	*2	4	*6	8	*10	11				
	KHODKO Iuliia (UKR)	*0	0	*0	0	*0	0	1				



THU 20 JUL 2017  
Start Time 10:30

### Detailed Team Match Results

MARKOVICH Ksenia (RUS)

1 - 3

ZAVINOVSKA Karyna (UKR)

Match 2		Match	1st Game	2nd Game	3rd Game	4th Game
MARKOVICH Ksenia	RUS	1	11	2	7	9
ZAVINOVSKA Karyna	UKR	3	8	11	11	11
	Duration	16min	4min	3min	4min	5min

Team Match No: TS2 Table: Table 2 Umpires:

Player Statistics	MARKOVICH Ksenia (RUS)					ZAVINOVSKA Karyna (UKR)				
	Game				Match	Game				Match
	1	2	3	4		1	2	3	4	
Points won	11	2	7	9	29	8	11	11	11	41
Biggest lead	4	-	-	1	4	-	9	4	5	9
Points won on own serve	7	-	5	7	19	6	4	8	8	26
Points lost on own serve	2	7	3	3	15	4	2	2	2	10
Most consecutive points won	3	2	2	3	3	2	9	2	3	9
Greatest deficit overcome	-	-	-	-	-	-	-	-	1	1
Handedness/Grip										

Match/Team Match Statistics	Game				Match
	1	2	3	4	
Longest rally (strokes)	6	6	12	10	12
Average rally	4	4	4	5	4

#### Game Progress

1	MARKOVICH Ksenia (RUS)	0	*2	3	*5	6	*6	8	*8	10	*10	11
	ZAVINOVSKA Karyna (UKR)	*0	0	*1	1	*2	4	*4	6	*6	8	8
2	MARKOVICH Ksenia (RUS)	*0	0	*2	2	*2	2	*2	2			
	ZAVINOVSKA Karyna (UKR)	0	*2	2	*4	6	*8	10	11			
3	MARKOVICH Ksenia (RUS)	0	*0	1	*2	3	*4	5	*5	7	7	
	ZAVINOVSKA Karyna (UKR)	*0	2	*3	4	*5	6	*7	9	*9	11	
4	MARKOVICH Ksenia (RUS)	*0	1	*1	2	*2	3	*4	6	*6	8	9
	ZAVINOVSKA Karyna (UKR)	0	*1	3	*4	6	*7	8	*8	10	*10	11





THU 20 JUL 2017  
Start Time 10:30

### Detailed Team Match Results

KUDRIASHOVA Anastasiia (RUS)

1 - 3

VASYLIEVA Mariia (UKR)

Match 3		Match	1st Game	2nd Game	3rd Game	4th Game
KUDRIASHOVA /	RUS	1	6	11	6	8
VASYLIEVA /	UKR	3	11	1	11	11
	Duration	15min	3min	2min	4min	6min

Team Match No: TD2

Table: Table 2

Umpires:

Player Statistics	KUDRIASHOVA Anastasiia (RUS)					VASYLIEVA Mariia (UKR)				
	Game				Match	Game				Match
	1	2	3	4		1	2	3	4	
Points won	6	11	6	8	31	11	1	11	11	34
Biggest lead	2	10	1	-	10	5	-	5	3	5
Points won on own serve	4	5	2	6	17	7	-	5	7	19
Points lost on own serve	4	1	6	4	15	2	6	4	2	14
Most consecutive points won	3	10	2	2	10	4	1	4	3	4
Greatest deficit overcome	-	-	-	-	-	2	-	1	-	2
Handedness/Grip	-					-				

Match/Team Match Statistics	Game				Match
	1	2	3	4	
Longest rally (strokes)	9	6	13	14	14
Average rally	3	4	6	6	5

#### Game Progress

1	KUDRIASHOVA Anastasiia (RUS)	0	*0	2	*3	5	*5	5	*6	6	6	VASYLIEVA Mariia (UKR)	*0	2	*2	3	*3	5	*7	8	*10	11		
2	KUDRIASHOVA Anastasiia (RUS)	*0	1	*3	5	*7	9	11	VASYLIEVA Mariia (UKR)	0	*1	1	*1	1	*1	1								
3	KUDRIASHOVA Anastasiia (RUS)	0	*1	2	*3	3	*4	5	*6	6	6	VASYLIEVA Mariia (UKR)	*0	1	*2	3	*5	6	*7	8	*10	11		
4	KUDRIASHOVA Anastasiia (RUS)	*0	1	*1	2	*3	4	*5	7	*7	8	8	VASYLIEVA Mariia (UKR)	0	*1	3	*4	5	*6	7	*7	9	*10	11



THU 20 JUL 2017  
Start Time 10:30

### Detailed Team Match Results

KONDRATOVA Anna Alexandrovna (RUS)

3 - 1

ZAVINOVSKA Karyna (UKR)

Match 4		Match	1st Game	2nd Game	3rd Game	4th Game
KONDRATOVA Anna Alexandrovna	RUS	3	8	11	11	11
ZAVINOVSKA Karyna	UKR	1	11	7	9	9
	Duration	16min	3min	3min	4min	6min

Team Match No: TS2

Table: Table 2

Umpires:

Player Statistics	KONDRATOVA Anna Alexandrovna (RUS)					ZAVINOVSKA Karyna (UKR)				
	Game				Match	Game				Match
	1	2	3	4		1	2	3	4	
Points won	8	11	11	11	41	11	7	9	9	36
Biggest lead	-	4	2	5	5	4	2	5	-	5
Points won on own serve	5	6	5	6	22	6	5	4	5	20
Points lost on own serve	5	2	5	4	16	3	5	6	5	19
Most consecutive points won	3	6	5	3	6	3	2	4	5	5
Greatest deficit overcome	-	2	5	-	5	-	-	-	-	-
Handedness/Grip										

Match/Team Match Statistics	Game				Match
	1	2	3	4	
Longest rally (strokes)	8	8	15	19	19
Average rally	4	4	4	5	4

#### Game Progress

1	KONDRATOVA Anna Alexandrovna (RUS)	*0	0	*1	1	*2	4	*5	6	*6	8	8	ZAVINOVSKA Karyna (UKR)	0	*2	3	*5	6	*6	7	*8	10	*10	11		
2	KONDRATOVA Anna Alexandrovna (RU)	0	*1	2	*2	4	*4	5	*7	9	11	ZAVINOVSKA Karyna (UKR)	*0	1	*2	4	*4	6	*7	7	*7	7	7			
3	KONDRATOVA Anna Alexandrovna (RU)	*0	0	*0	1	*2	3	*5	7	*8	9	11	ZAVINOVSKA Karyna (UKR)	0	*2	4	*5	6	*7	7	*7	8	*9	9		
4	KONDRATOVA Anna Alexandrovna (RU)	0	*1	3	*4	6	*7	8	*9	9	*9	9	11	ZAVINOVSKA Karyna (UKR)	*0	1	*1	2	*2	3	*4	5	*7	8	*9	9



THU 20 JUL 2017  
Start Time 10:30

### Detailed Team Match Results

MARKOVICH Ksenia (RUS)

1 - 3

KHODKO Iuliia (UKR)

Match 5		Match	1st Game	2nd Game	3rd Game	4th Game
MARKOVICH Ksenia	RUS	1	13	10	4	3
KHODKO Iuliia	UKR	3	11	12	11	11
	Duration	18min	6min	6min	4min	2min

Team Match No: TS2 Table: Table 2 Umpires:

Player Statistics	MARKOVICH Ksenia (RUS)					KHODKO Iuliia (UKR)				
	Game				Match	Game				Match
	1	2	3	4		1	2	3	4	
Points won	13	10	4	3	30	11	12	11	11	45
Biggest lead	2	2	1	1	2	4	3	7	8	8
Points won on own serve	7	6	2	1	16	6	7	6	4	23
Points lost on own serve	5	5	5	7	22	6	4	2	2	14
Most consecutive points won	4	2	1	2	4	2	3	5	9	9
Greatest deficit overcome	4	-	-	-	4	-	2	1	1	2
Handedness/Grip										

Match/Team Match Statistics	Game				Match
	1	2	3	4	
Longest rally (strokes)	19	9	9	6	19
Average rally	5	5	5	3	4

#### Game Progress

1	MARKOVICH Ksenia (RUS)	0	*0	2	*3	3	*4	5	*5	7	*9	10	*11	11	*12	13
	KHODKO Iuliia (UKR)	*0	2	*2	3	*5	6	*7	9	*9	9	*10	10	*11	11	11
2	MARKOVICH Ksenia (RUS)	*0	2	*2	3	*4	5	*5	6	*7	8	*10	10	10		
	KHODKO Iuliia (UKR)	0	*0	2	*3	4	*5	7	*8	9	*10	10	*11	12		
3	MARKOVICH Ksenia (RUS)	0	*1	2	*2	2	*3	4	*4	4						
	KHODKO Iuliia (UKR)	*0	1	*2	4	*6	7	*8	10	11						
4	MARKOVICH Ksenia (RUS)	*0	1	*1	1	*1	1	*3	3							
	KHODKO Iuliia (UKR)	0	*1	3	*5	7	*9	9	11							

#### LEGEND

MS Men's Single MT Men's Team WS Women's Single WT Women's Team

Note: "\*" server. The "Greatest deficit overcome" only applies when the player ends up winning the game.



FRI 21 JUL 2017  
Start Time 09:00

### Detailed Team Match Results

Hungary

0 - 3

Korea

Team Match No: TD20

Table: Table 7

Umpires:

Match 1			Match	1st Game	2nd Game	3rd Game
A	SZECSI Krisztina	HUN	0	3	2	5
X	KIM Seoyoung	KOR	3	11	11	11
Duration			6min	2min	2min	2min

Match 2			Match	1st Game	2nd Game	3rd Game	4th Game	5th Game
B	FEKETE Zsuzsanna	HUN	2	8	13	5	11	7
Y	LEE Jiyeun	KOR	3	11	11	11	8	11
Duration			22min	4min	5min	4min	5min	4min

Match 3			Match	1st Game	2nd Game	3rd Game
C	IOLA /	HUN	0	7	8	5
Z	LEE /	KOR	3	11	11	11
Duration			9min	3min	3min	3min

Duration of Team Match	00h37min
------------------------	----------

Player Statistics	Hungary				Korea			
	Match			Team Match	Match			Team Match
	1	2	3		1	2	3	
Points won	10	44	20	74	33	52	33	118
Biggest lead	2	4	2	4	9	7	6	9
Points won on own serve	8	21	13	42	20	26	19	65
Points lost on own serve	13	26	14	53	2	23	7	32
Most consecutive points won	2	5	4	5	11	5	6	11
Greatest deficit overcome	-	6	-	6	2	1	2	2

Match/Team Match Statistics	Match			Team Match
	1	2	3	
Longest rally (strokes)	6	15	10	15
Average rally	2	4	3	3



FRI 21 JUL 2017  
Start Time 09:00

### Detailed Team Match Results

SZECSI Krisztina (HUN)

0 - 3

KIM Seoyoung (KOR)

Match 1		Match	1st Game	2nd Game	3rd Game
SZECSI Krisztina	HUN	0	3	2	5
KIM Seoyoung	KOR	3	11	11	11
	Duration	6min	2min	2min	2min

Team Match No: TS20

Table: Table 7

Umpires:

Player Statistics	SZECSI Krisztina (HUN)				KIM Seoyoung (KOR)			
	Game			Match	Game			Match
	1	2	3		1	2	3	
Points won	3	2	5	10	11	11	11	33
Biggest lead	-	2	-	2	8	9	7	9
Points won on own serve	3	2	3	8	8	6	6	20
Points lost on own serve	3	5	5	13	-	-	2	2
Most consecutive points won	2	2	2	2	6	11	5	11
Greatest deficit overcome	-	-	-	-	-	2	-	2
Handedness/Grip								

Match/Team Match Statistics	Game			Match
	1	2	3	
Longest rally (strokes)	6	-	5	6
Average rally	3	-	3	2

#### Game Progress

1	SZECSI Krisztina (HUN)	0	*0	0	*0	2	*2	3	3	
	KIM Seoyoung (KOR)	*0	2	*4	6	*6	8	*9	11	
2	SZECSI Krisztina (HUN)	*0	2	*2	2	*2	2	*2	2	
	KIM Seoyoung (KOR)	0	*0	2	*4	6	*8	10	11	
3	SZECSI Krisztina (HUN)	0	*0	1	*1	1	*2	3	*4	5
	KIM Seoyoung (KOR)	*0	2	*3	5	*7	8	*9	10	11



FRI 21 JUL 2017  
Start Time 09:00

### Detailed Team Match Results

FEKETE Zsuzsanna (HUN)

2 - 3

LEE Jiyeun (KOR)

Match 2		Match	1st Game	2nd Game	3rd Game	4th Game	5th Game
FEKETE Zsuzsanna	HUN	2	8	13	5	11	7
LEE Jiyeun	KOR	3	11	11	11	8	11
	Duration	22min	4min	5min	4min	5min	4min

Team Match No: TS20

Table: Table 7

Umpires:

Player Statistics	FEKETE Zsuzsanna (HUN)						LEE Jiyeun (KOR)					
	Game					Match	Game					Match
	1	2	3	4	5		1	2	3	4	5	
Points won	8	13	5	11	7	44	11	11	11	8	11	52
Biggest lead	1	2	1	4	-	4	3	6	7	-	4	7
Points won on own serve	3	6	3	6	3	21	5	5	6	4	6	26
Points lost on own serve	6	6	5	4	5	26	5	7	2	5	4	23
Most consecutive points won	2	5	2	3	2	5	3	5	5	2	2	5
Greatest deficit overcome	-	6	-	-	-	6	1	-	1	-	-	1
Handedness/Grip												

Match/Team Match Statistics	Game					Match
	1	2	3	4	5	
Longest rally (strokes)	8	6	12	15	13	15
Average rally	3	3	4	5	4	4

#### Game Progress

1	FEKETE Zsuzsanna (HUN)	0	*1	1	*2	3	*4	5	*6	7	*8	8				
	LEE Jiyeun (KOR)	*0	1	*3	4	*5	6	*7	8	*9	10	11				
2	FEKETE Zsuzsanna (HUN)	*0	0	*0	1	*3	3	*3	5	*6	8	*10	10	*11	12	13
	LEE Jiyeun (KOR)	0	*2	4	*5	5	*7	9	*9	10	*10	10	*11	11	*11	11
3	FEKETE Zsuzsanna (HUN)	0	*1	2	*2	3	*3	3	*4	5						
	LEE Jiyeun (KOR)	*0	1	*2	4	*5	7	*9	10	11						
4	FEKETE Zsuzsanna (HUN)	*0	1	*3	4	*5	7	*7	8	*9	10	11				
	LEE Jiyeun (KOR)	0	*1	1	*2	3	*3	5	*6	7	*8	8				
5	FEKETE Zsuzsanna (HUN)	0	*0	1	*2	3	*3	4	*6	6	7					
	LEE Jiyeun (KOR)	*0	2	*3	4	*5	7	*8	8	*10	11					



FRI 21 JUL 2017  
Start Time 09:00

### Detailed Team Match Results

IOLA Pamela (HUN)

0 - 3

LEE Ahhyun (KOR)

Match 3		Match	1st Game	2nd Game	3rd Game
IOLA /	HUN	0	7	8	5
LEE /	KOR	3	11	11	11
	Duration	9min	3min	3min	3min

Team Match No: TD20 Table: Table 7 Umpires:

Player Statistics	IOLA Pamela (HUN)				LEE Ahhyun (KOR)			
	Game			Match	Game			Match
	1	2	3		1	2	3	
Points won	7	8	5	20	11	11	11	33
Biggest lead	-	-	2	2	5	5	6	6
Points won on own serve	4	5	4	13	5	7	7	19
Points lost on own serve	6	4	4	14	3	3	1	7
Most consecutive points won	4	3	2	4	4	3	6	6
Greatest deficit overcome	-	-	-	-	-	-	2	2
Handedness/Grip	-				-			

Match/Team Match Statistics	Game			Match
	1	2	3	
Longest rally (strokes)	10	6	4	10
Average rally	4	3	3	3

#### Game Progress

1	IOLA Pamela (HUN)	*0	0	*0	1	*2	4	*5	6	*7	7	
	LEE Ahhyun (KOR)	0	*2	4	*5	6	*6	7	*8	9	11	
2	IOLA Pamela (HUN)	0	*0	1	*1	2	*3	5	*6	7	*8	8
	LEE Ahhyun (KOR)	*0	2	*3	5	*6	7	*7	8	*9	10	11
3	IOLA Pamela (HUN)	*0	2	*2	3	*3	3	*4	5	5		
	LEE Ahhyun (KOR)	0	*0	2	*3	5	*7	8	*9	11		

#### LEGEND

MS Men's Single MT Men's Team WS Women's Single WT Women's Team

Note: "\*" server. The "Greatest deficit overcome" only applies when the player ends up winning the game.



THU 20 JUL 2017  
Start Time 10:30

### Detailed Team Match Results

Hungary

3 - 1

Croatia

Team Match No: TS4

Table: Table 7

Umpires:

Match 1			Match	1st Game	2nd Game	3rd Game	4th Game
A	FEKETE Zsuzsanna	HUN	3	11	11	9	11
X	HRIBAR Anamarija	CRO	1	7	9	11	8
Duration			12min	2min	3min	4min	3min

Match 2			Match	1st Game	2nd Game	3rd Game	4th Game	5th Game
B	IOLA Pamela	HUN	2	13	11	9	7	8
Y	BALDER Paola	CRO	3	11	9	11	11	11
Duration			16min	4min	3min	4min	3min	2min

Match 3			Match	1st Game	2nd Game	3rd Game	4th Game
C	SZECSI /	HUN	3	11	11	11	11
Z	MARIC /	CRO	1	2	8	13	9
Duration			12min	1min	3min	4min	4min

Match 4			Match
A	FEKETE Zsuzsanna	HUN	3
Y	BALDER Paola	CRO	0
Duration			0min

Duration of Team Match	00h40min
------------------------	----------

Player Statistics	Hungary	Croatia
	Team Match	Team Match
Points won	134	120
Biggest lead	9	4
Points won on own serve	74	68
Points lost on own serve	52	60
Most consecutive points won	6	6
Greatest deficit overcome	2	5

Match/Team Match Statistics	Team Match
Longest rally (strokes)	24
Average rally	4





THU 20 JUL 2017  
Start Time 10:30

### Detailed Team Match Results

**FEKETE Zsuzsanna (HUN)**

**3 - 1**

**HRIBAR Anamarija (CRO)**

Match 1		Match	1st Game	2nd Game	3rd Game	4th Game
<b>FEKETE Zsuzsanna</b>	<b>HUN</b>	<b>3</b>	11	11	9	11
HRIBAR Anamarija	CRO	1	7	9	11	8
	Duration	<b>12min</b>	2min	3min	4min	3min

Team Match No: TS4

Table: Table 7

Umpires:

Player Statistics	FEKETE Zsuzsanna (HUN)					HRIBAR Anamarija (CRO)				
	Game				Match	Game				Match
	1	2	3	4		1	2	3	4	
Points won	11	11	9	11	42	7	9	11	8	35
Biggest lead	4	4	4	5	5	1	2	2	-	2
Points won on own serve	6	3	5	7	21	5	2	6	5	18
Points lost on own serve	2	7	5	3	17	5	8	4	4	21
Most consecutive points won	5	6	4	5	6	2	3	6	3	6
Greatest deficit overcome	1	2	-	-	2	-	-	4	-	4
Handedness/Grip										

Match/Team Match Statistics	Game				Match
	1	2	3	4	
Longest rally (strokes)	6	9	24	19	24
Average rally	2	3	5	6	4

#### Game Progress

1	FEKETE Zsuzsanna (HUN)	0	*1	3	*3	4	*5	6	*8	10	11	HRIBAR Anamarija (CRO)	*0	1	*1	3	*4	5	*6	6	*6	7		
2	FEKETE Zsuzsanna (HUN)	*0	0	*1	2	*4	6	*8	8	*9	9	11	HRIBAR Anamarija (CRO)	0	*2	3	*4	4	*4	4	*6	7	*9	9
3	FEKETE Zsuzsanna (HUN)	0	*1	3	*4	4	*6	8	*8	8	*8	9	HRIBAR Anamarija (CRO)	*0	1	*1	2	*4	4	*4	6	*8	10	11
4	FEKETE Zsuzsanna (HUN)	*0	2	*4	5	*5	6	*7	9	*9	10	11	HRIBAR Anamarija (CRO)	0	*0	0	*1	3	*4	5	*5	7	*8	8



THU 20 JUL 2017  
Start Time 10:30

### Detailed Team Match Results

IOLA Pamela (HUN)

2 - 3

BALDER Paola (CRO)

Match 2		Match	1st Game	2nd Game	3rd Game	4th Game	5th Game
IOLA Pamela	HUN	2	13	11	9	7	8
BALDER Paola	CRO	3	11	9	11	11	11
	Duration	16min	4min	3min	4min	3min	2min

Team Match No: TS4

Table: Table 7

Umpires:

Player Statistics	IOLA Pamela (HUN)						BALDER Paola (CRO)					
	Game					Match	Game					Match
	1	2	3	4	5		1	2	3	4	5	
Points won	13	11	9	7	8	48	11	9	11	11	11	53
Biggest lead	5	2	4	1	-	5	-	2	3	4	4	4
Points won on own serve	9	6	5	3	6	29	8	5	6	6	7	32
Points lost on own serve	3	4	5	5	4	21	4	5	4	4	2	19
Most consecutive points won	4	4	3	2	3	4	4	3	4	4	4	4
Greatest deficit overcome	-	2	-	-	-	2	-	-	4	1	-	4
Handedness/Grip												

Match/Team Match Statistics	Game					Match
	1	2	3	4	5	
Longest rally (strokes)	18	7	9	15	22	22
Average rally	5	3	4	5	3	4

#### Game Progress

1	IOLA Pamela (HUN)	*0	2	*3	5	*6	7	*7	8	*9	10	*10	11	*11	12	13
	BALDER Paola (CRO)	0	*0	1	*1	2	*3	5	*6	7	*8	10	*10	11	*11	11
2	IOLA Pamela (HUN)	0	*1	2	*3	4	*5	5	*7	9	*9	11				
	BALDER Paola (CRO)	*0	1	*2	3	*4	5	*7	7	*7	9	9				
3	IOLA Pamela (HUN)	*0	2	*3	5	*5	5	*6	6	*7	8	9				
	BALDER Paola (CRO)	0	*0	1	*1	3	*5	6	*8	9	*10	11				
4	IOLA Pamela (HUN)	0	*1	2	*3	3	*4	6	*6	6	7					
	BALDER Paola (CRO)	*0	1	*2	3	*5	6	*6	8	*10	11					
5	IOLA Pamela (HUN)	*0	0	*0	2	*3	4	*4	6	*7	8	8				
	BALDER Paola (CRO)	0	*2	4	*4	5	*6	8	*8	9	*10	11				



THU 20 JUL 2017  
Start Time 10:30

### Detailed Team Match Results

SZECSI Krisztina (HUN)

3 - 1

MARIC Stana (CRO)

Match 3		Match	1st Game	2nd Game	3rd Game	4th Game
SZECSI /	HUN	3	11	11	11	11
MARIC /	CRO	1	2	8	13	9
	Duration	12min	1min	3min	4min	4min

Team Match No: TD4

Table: Table 7

Umpires:

Player Statistics	SZECSI Krisztina (HUN)					MARIC Stana (CRO)				
	Game				Match	Game				Match
	1	2	3	4		1	2	3	4	
Points won	11	11	11	11	44	2	8	13	9	32
Biggest lead	9	3	5	4	9	-	2	2	1	2
Points won on own serve	6	6	5	7	24	2	4	6	6	18
Points lost on own serve	-	4	7	3	14	5	5	6	4	20
Most consecutive points won	6	4	5	5	6	1	3	6	3	6
Greatest deficit overcome	-	2	-	1	2	-	-	5	-	5
Handedness/Grip	-					-				

Match/Team Match Statistics	Game				Match
	1	2	3	4	
Longest rally (strokes)	5	7	6	6	7
Average rally	2	3	3	4	3

#### Game Progress

1	SZECSI Krisztina (HUN)	0	*1	3	*5	7	*8	10	11	MARIC Stana (CRO)	*0	1	*1	1	*1	2	*2	2														
2	SZECSI Krisztina (HUN)	*0	1	*1	3	*5	6	*7	8	*9	10	11	MARIC Stana (CRO)	0	*1	3	*3	3	*4	5	*6	7	*8	8								
3	SZECSI Krisztina (HUN)	0	*2	4	*5	5	*5	6	*8	9	*10	10	*10	11	*11	11	MARIC Stana (CRO)	*0	0	*0	1	*3	5	*6	6	*7	8	*10	11	*11	12	13
4	SZECSI Krisztina (HUN)	*0	1	*3	5	*5	7	*7	8	*9	10	11	MARIC Stana (CRO)	0	*1	1	*1	3	*3	5	*6	7	*8	9								



THU 20 JUL 2017  
Start Time 10:30

### Detailed Team Match Results

**FEKETE Zsuzsanna (HUN)**

**3 - 0**

**BALDER Paola (CRO)**

Match 4		Match
<b>FEKETE Zsuzsanna</b>	<b>HUN</b>	<b>3</b>
BALDER Paola	CRO	<b>0</b>
	Duration	<b>0min</b>

Team Match No: TS4

Table: Table 7

Umpires:

#### LEGEND

MS Men's Single

MT Men's Team

WS Women's Single

WT Women's Team

**Note:** "\*" server. The "Greatest deficit overcome" only applies when the player ends up winning the game.

TTW400B02\_73C 2.0

Page 5 / 5

Report Created FRI 21 JUL 2017 10:38





THU 20 JUL 2017  
Start Time 13:00

### Detailed Team Match Results

**Ukraine**

**3 - 1**

**Korea**

Team Match No: TS6 Table: Table 2 Umpires:

Match 1			Match	1st Game	2nd Game	3rd Game	4th Game
A	KHODKO Iuliia	UKR	1	7	9	11	5
X	KIM Seoyoung	KOR	3	11	11	6	11
Duration			15min	3min	4min	4min	4min

Match 2			Match	1st Game	2nd Game	3rd Game
B	ZAVINOVSKA Karyna	UKR	3	11	11	11
Y	LEE Jiyeun	KOR	0	7	5	8
Duration			13min	5min	3min	5min

Match 3			Match	1st Game	2nd Game	3rd Game
C	VASYLIEVA /	UKR	3	11	11	11
Z	LEE /	KOR	0	8	8	4
Duration			9min	3min	3min	3min

Match 4			Match	1st Game	2nd Game	3rd Game	4th Game	5th Game
A	KHODKO Iuliia	UKR	3	11	6	11	10	11
Y	LEE Jiyeun	KOR	2	7	11	9	12	9
Duration			25min	4min	4min	5min	6min	6min

Duration of Team Match	01h02min
------------------------	----------

Player Statistics	Ukraine					Team Match	Korea					Team Match
	Match						Match					
	1	2	3	4	5		1	2	3	4	5	
Points won	32	33	33	49	-	147	39	20	20	48	-	127
Biggest lead	7	6	7	4	-	7	6	1	2	5	-	6
Points won on own serve	16	18	17	25	-	76	21	10	10	24	-	65
Points lost on own serve	18	10	10	24	-	62	16	15	16	24	-	71
Most consecutive points won	7	5	5	4	-	7	5	2	3	4	-	5
Greatest deficit overcome	-	1	2	2	-	2	1	-	-	3	-	3

Match/Team Match Statistics	Match					Team Match
	1	2	3	4	5	
Longest rally (strokes)	10	11	8	15	-	15
Average rally	4	4	3	4	-	4



THU 20 JUL 2017  
Start Time 13:00

### Detailed Team Match Results

KHODKO Iuliia (UKR)

1 - 3

KIM Seoyoung (KOR)

Match 1	Match	1st Game	2nd Game	3rd Game	4th Game
KHODKO Iuliia UKR	1	7	9	11	5
KIM Seoyoung KOR	3	11	11	6	11
Duration	15min	3min	4min	4min	4min

Team Match No: TS6 Table: Table 2 Umpires:

Player Statistics	KHODKO Iuliia (UKR)					KIM Seoyoung (KOR)				
	Game				Match	Game				Match
	1	2	3	4		1	2	3	4	
Points won	7	2	11	5	32	11	11	6	11	39
Biggest lead	1	1	7	-	7	5	3	-	6	6
Points won on own serve	4	5	5	2	16	7	6	3	5	21
Points lost on own serve	4	5	3	6	18	3	4	6	3	16
Most consecutive points won	2	3	7	1	7	4	3	3	5	5
Greatest deficit overcome	-	-	-	-	-	1	1	-	-	1
Handedness/Grip										

Match/Team Match Statistics	Game				Match
	1	2	3	4	
Longest rally (strokes)	7	5	9	10	10
Average rally	3	3	4	5	4

#### Game Progress

1	KHODKO Iuliia (UKR)	0	*1	2	*3	3	*3	5	*5	6	7	KIM Seoyoung (KOR)	*0	1	*2	3	*5	7	*7	9	*10	11		
2	KHODKO Iuliia (UKR)	*0	1	*2	3	*4	5	*5	6	*8	9	9	KIM Seoyoung (KOR)	0	*1	2	*3	4	*5	7	*8	8	*9	11
3	KHODKO Iuliia (UKR)	0	*1	2	*3	5	*7	9	*10	10	11	KIM Seoyoung (KOR)	*0	1	*2	3	*3	3	*3	4	*6	6		
4	KHODKO Iuliia (UKR)	*0	1	*2	3	*3	3	*4	4	5	KIM Seoyoung (KOR)	0	*1	2	*3	5	*7	8	*10	11				



THU 20 JUL 2017  
Start Time 13:00

### Detailed Team Match Results

ZAVINOVSKA Karyna (UKR)

3 - 0

LEE Jiyeun (KOR)

Match 2		Match	1st Game	2nd Game	3rd Game
ZAVINOVSKA Karyna	UKR	3	11	11	11
LEE Jiyeun	KOR	0	7	5	8
	Duration	13min	5min	3min	5min

Team Match No: TS6

Table: Table 2

Umpires:

Player Statistics	ZAVINOVSKA Karyna (UKR)				LEE Jiyeun (KOR)			
	Game			Match	Game			Match
	1	2	3		1	2	3	
Points won	11	11	11	33	7	5	8	20
Biggest lead	4	6	3	6	-	1	-	1
Points won on own serve	8	4	6	18	5	1	4	10
Points lost on own serve	2	4	4	10	3	7	5	15
Most consecutive points won	3	5	3	5	2	2	2	2
Greatest deficit overcome	-	1	-	1	-	-	-	-
Handedness/Grip								

Match/Team Match Statistics	Game			Match
	1	2	3	
Longest rally (strokes)	8	7	11	11
Average rally	4	4	4	4

#### Game Progress

1	ZAVINOVSKA Karyna (UKR)	*0	2	*3	4	*5	7	*8	9	*9	11	
	LEE Jiyeun (KOR)	0	*0	1	*2	3	*3	4	*5	7	7	
2	ZAVINOVSKA Karyna (UKR)	0	*1	3	*5	5	*7	8	*10	11		
	LEE Jiyeun (KOR)	*0	1	*1	1	*3	3	*4	4	5		
3	ZAVINOVSKA Karyna (UKR)	*0	1	*3	4	*5	6	*7	8	*8	10	11
	LEE Jiyeun (KOR)	0	*1	1	*2	3	*4	5	*6	8	*8	8



THU 20 JUL 2017  
Start Time 13:00

### Detailed Team Match Results

VASYLIEVA Mariia (UKR)

3 - 0

LEE Ahhyun (KOR)

Match 3		Match	1st Game	2nd Game	3rd Game
VASYLIEVA /	UKR	3	11	11	11
LEE /	KOR	0	8	8	4
	Duration	9min	3min	3min	3min

Team Match No: TD6

Table: Table 2

Umpires:

Player Statistics	VASYLIEVA Mariia (UKR)				LEE Ahhyun (KOR)			
	Game			Match	Game			Match
	1	2	3		1	2	3	
Points won	11	11	11	33	8	8	4	20
Biggest lead	5	3	7	7	-	2	1	2
Points won on own serve	8	4	5	17	6	3	1	10
Points lost on own serve	2	5	3	10	3	7	6	16
Most consecutive points won	3	5	5	5	3	3	1	3
Greatest deficit overcome	-	2	1	2	-	-	-	-
Handedness/Grip	-				-			

Match/Team Match Statistics	Game			Match
	1	2	3	
Longest rally (strokes)	6	5	8	8
Average rally	3	3	3	3

#### Game Progress

1	VASYLIEVA Mariia (UKR)	*0	2	*3	5	*5	7	*8	9	*9	10	11	LEE Ahhyun (KOR)	0	*0	1	*1	3	*3	4	*5	7	*8	8
2	VASYLIEVA Mariia (UKR)	0	*1	2	*3	3	*5	7	*8	8	*10	11	LEE Ahhyun (KOR)	*0	1	*2	3	*5	5	*5	6	*8	8	8
3	VASYLIEVA Mariia (UKR)	*0	1	*2	4	*6	7	*9	10	11	LEE Ahhyun (KOR)	0	*1	2	*2	2	*3	3	*4	4				





THU 20 JUL 2017  
Start Time 13:00

### Detailed Team Match Results

**KHODKO Iuliia (UKR)**

**3 - 2**

**LEE Jiyeun (KOR)**

Match 4		Match	1st Game	2nd Game	3rd Game	4th Game	5th Game
<b>KHODKO Iuliia</b>	<b>UKR</b>	<b>3</b>	11	6	11	10	11
<b>LEE Jiyeun</b>	<b>KOR</b>	<b>2</b>	7	11	9	12	9
	Duration	<b>25min</b>	4min	4min	5min	6min	6min

Team Match No: TS6

Table: Table 2

Umpires:

Player Statistics	KHODKO Iuliia (UKR)						LEE Jiyeun (KOR)					
	Game					Match	Game					Match
	1	2	3	4	5		1	2	3	4	5	
Points won	11	6	11	10	11	<b>49</b>	7	11	9	12	9	<b>48</b>
Biggest lead	4	-	3	3	3	<b>4</b>	1	5	2	2	1	<b>5</b>
Points won on own serve	8	2	5	5	5	<b>25</b>	5	5	4	6	4	<b>24</b>
Points lost on own serve	2	6	5	6	5	<b>24</b>	3	4	6	5	6	<b>24</b>
Most consecutive points won	3	2	4	4	4	<b>4</b>	3	3	4	3	2	<b>4</b>
Greatest deficit overcome	1	-	2	-	1	<b>2</b>	-	-	-	3	-	<b>3</b>
Handedness/Grip												

Match/Team Match Statistics	Game					Match
	1	2	3	4	5	
Longest rally (strokes)	15	6	9	7	11	<b>15</b>
Average rally	5	4	5	4	4	<b>4</b>

#### Game Progress

1	<b>KHODKO Iuliia (UKR)</b>	*0	1	*2	4	*5	7	*7	8	*9	11			
	<b>LEE Jiyeun (KOR)</b>	0	*1	2	*2	3	*3	5	*6	7	7			
2	<b>KHODKO Iuliia (UKR)</b>	0	*0	1	*2	3	*4	4	*6	6	<b>6</b>			
	<b>LEE Jiyeun (KOR)</b>	*0	2	*3	4	*5	6	*8	8	*10	11			
3	<b>KHODKO Iuliia (UKR)</b>	*0	2	*2	2	*4	6	*7	8	*9	9	<b>11</b>		
	<b>LEE Jiyeun (KOR)</b>	0	*0	2	*4	4	*4	5	*6	7	*9	9		
4	<b>KHODKO Iuliia (UKR)</b>	0	*1	2	*3	4	*5	7	*8	8	*9	10	*10	<b>10</b>
	<b>LEE Jiyeun (KOR)</b>	*0	1	*2	3	*4	5	*5	6	*8	9	*10	11	<b>12</b>
5	<b>KHODKO Iuliia (UKR)</b>	*0	1	*2	3	*4	5	*6	7	*9	10	11		
	<b>LEE Jiyeun (KOR)</b>	0	*1	2	*3	4	*5	6	*7	7	*8	9		

#### LEGEND

MS Men's Single

MT Men's Team

WS Women's Single

WT Women's Team

Note: "\*" server. The "Greatest deficit overcome" only applies when the player ends up winning the game.



THU 20 JUL 2017

### Detailed Team Match Results

Start Time 13:00

Hungary

0 - 3

Russia

Team Match No: TD8

Table: Table 7

Umpires:

Match 1			Match	1st Game	2nd Game	3rd Game
A	FEKETE Zsuzsanna	HUN	0	4	2	6
X	KONDRATOVA Anna Alexandrov	RUS	3	11	11	11
Duration			7min	2min	2min	3min

Match 2			Match	1st Game	2nd Game	3rd Game
B	SZECSI Krisztina	HUN	0	7	4	5
Y	KUDRIASHOVA Anastasiia	RUS	3	11	11	11
Duration			7min	2min	3min	2min

Match 3			Match	1st Game	2nd Game	3rd Game
C	IOLA /	HUN	0	5	4	5
Z	GUBANOVA /	RUS	3	11	11	11
Duration			5min	1min	2min	2min

Duration of Team Match	00h19min
------------------------	----------

Player Statistics	Hungary				Russia			
	Match			Team Match	Match			Team Match
	1	2	3		1	2	3	
Points won	12	16	14	42	33	33	33	99
Biggest lead	-	2	-	2	9	7	9	9
Points won on own serve	7	7	6	20	18	16	16	50
Points lost on own serve	15	17	17	49	5	9	8	22
Most consecutive points won	2	3	3	3	8	7	9	9
Greatest deficit overcome	-	-	-	-	-	2	-	2

Match/Team Match Statistics	Match			Team Match
	1	2	3	
Longest rally (strokes)	7	8	6	8
Average rally	4	4	4	4



THU 20 JUL 2017  
Start Time 13:00

### Detailed Team Match Results

FEKETE Zsuzsanna (HUN)

0 - 3

KONDRATOVA Anna Alexandrovna (RUS)

Match 1	Match	1st Game	2nd Game	3rd Game
FEKETE Zsuzsanna HUN	0	4	2	6
KONDRATOVA Anna Alexandrovna RUS	3	11	11	11
Duration	7min	2min	2min	3min

Team Match No: TS8

Table: Table 7

Umpires:

Player Statistics	FEKETE Zsuzsanna (HUN)				KONDRATOVA Anna Alexandrovna (RUS)			
	Game			Match	Game			Match
	1	2	3		1	2	3	
Points won	4	2	6	12	11	11	11	33
Biggest lead	-	-	-	-	7	9	6	9
Points won on own serve	2	1	4	7	6	5	7	18
Points lost on own serve	5	6	4	15	2	1	2	5
Most consecutive points won	2	1	2	2	4	8	4	8
Greatest deficit overcome	-	-	-	-	-	-	-	-
Handedness/Grip								

Match/Team Match Statistics	Game			Match
	1	2	3	
Longest rally (strokes)	6	7	6	7
Average rally	4	3	3	4

#### Game Progress

1	FEKETE Zsuzsanna (HUN)	0	*0	2	*2	2	*3	3	*4	4
	KONDRATOVA Anna Alexandrovna (RU)	*0	2	*2	4	*6	7	*9	10	11
2	FEKETE Zsuzsanna (HUN)	*0	1	*1	1	*1	1	*2	2	
	KONDRATOVA Anna Alexandrovna (RU)	0	*1	3	*5	7	*9	10	11	
3	FEKETE Zsuzsanna (HUN)	0	*1	2	*2	3	*4	4	*4	6
	KONDRATOVA Anna Alexandrovna (RU)	*0	1	*2	4	*5	6	*8	10	*10



THU 20 JUL 2017  
Start Time 13:00

### Detailed Team Match Results

SZECSI Krisztina (HUN)

0 - 3

KUDRIASHOVA Anastasiia (RUS)

Match 2		Match	1st Game	2nd Game	3rd Game
SZECSI Krisztina	HUN	0	7	4	5
KUDRIASHOVA Anastasiia	RUS	3	11	11	11
	Duration	7min	2min	3min	2min

Team Match No: TS8

Table: Table 7

Umpires:

Player Statistics	SZECSI Krisztina (HUN)				KUDRIASHOVA Anastasiia (RUS)			
	Game			Match	Game			Match
	1	2	3		1	2	3	
Points won	7	4	5	16	11	11	11	33
Biggest lead	1	2	1	2	5	7	6	7
Points won on own serve	5	1	1	7	8	4	4	16
Points lost on own serve	3	7	7	17	2	3	4	9
Most consecutive points won	3	2	3	3	3	7	7	7
Greatest deficit overcome	-	-	-	-	1	2	1	2
Handedness/Grip								

Match/Team Match Statistics	Game			Match
	1	2	3	
Longest rally (strokes)	7	5	8	8
Average rally	4	4	4	4

#### Game Progress

1	SZECSI Krisztina (HUN)	0	*1	2	*2	3	*3	4	*5	7	7
	KUDRIASHOVA Anastasiia (RUS)	*0	1	*2	4	*5	7	*8	9	*9	11
2	SZECSI Krisztina (HUN)	*0	1	*3	3	*4	4	*4	4	4	
	KUDRIASHOVA Anastasiia (RUS)	0	*1	1	*3	4	*6	8	*10	11	
3	SZECSI Krisztina (HUN)	0	*1	1	*3	4	*5	5	*5	5	
	KUDRIASHOVA Anastasiia (RUS)	*0	1	*3	3	*4	5	*7	9	11	



THU 20 JUL 2017  
Start Time 13:00

### Detailed Team Match Results

IOLA Pamela (HUN)

0 - 3

GUBANOVA Diana (RUS)

Match 3		Match	1st Game	2nd Game	3rd Game
IOLA /	HUN	0	5	4	5
GUBANOVA /	RUS	3	11	11	11
	Duration	5min	1min	2min	2min

Team Match No: TD8 Table: Table 7 Umpires:

Player Statistics	IOLA Pamela (HUN)				GUBANOVA Diana (RUS)			
	Game			Match	Game			Match
	1	2	3		1	2	3	
Points won	5	4	5	14	11	11	11	33
Biggest lead	-	-	-	-	6	9	8	9
Points won on own serve	2	2	2	6	5	6	5	16
Points lost on own serve	6	5	6	17	3	2	3	8
Most consecutive points won	2	3	3	3	6	9	8	9
Greatest deficit overcome	-	-	-	-	-	-	-	-
Handedness/Grip	-				-			

Match/Team Match Statistics	Game			Match
	1	2	3	
Longest rally (strokes)	6	6	6	6
Average rally	4	4	4	4

#### Game Progress

1	IOLA Pamela (HUN)	*0	1	*2	2	*2	2	*4	5	5
	GUBANOVA Diana (RUS)	0	*1	2	*4	6	*8	8	*9	11
2	IOLA Pamela (HUN)	0	*0	0	*0	0	*1	3	*4	4
	GUBANOVA Diana (RUS)	*0	2	*4	6	*8	9	*9	10	11
3	IOLA Pamela (HUN)	0	*0	0	*0	0	*2	3	*4	5
	GUBANOVA Diana (RUS)	*0	2	*4	6	*8	8	*9	10	11

#### LEGEND

MS Men's Single      MT Men's Team      WS Women's Single      WT Women's Team

Note: "\*" server. The "Greatest deficit overcome" only applies when the player ends up winning the game.



THU 20 JUL 2017  
Start Time 16:00

### Detailed Team Match Results

Hungary

0 - 3

Ukraine

Team Match No: TD10

Table: Table 2

Umpires:

Match 1			Match	1st Game	2nd Game	3rd Game	4th Game	5th Game
A	FEKETE Zsuzsanna	HUN	2	8	11	11	6	3
X	ZAVINOVSKA Karyna	UKR	3	11	9	7	11	11
Duration			17min	3min	4min	3min	4min	3min

Match 2			Match	1st Game	2nd Game	3rd Game
B	SZECSI Krisztina	HUN	0	3	6	6
Y	KHODKO Iuliia	UKR	3	11	11	11
Duration			8min	2min	3min	3min

Match 3			Match	1st Game	2nd Game	3rd Game
C	IOLA /	HUN	0	5	4	5
Z	STARIKOVA /	UKR	3	11	11	11
Duration			7min	2min	2min	3min

Duration of Team Match	00h32min
------------------------	----------

Player Statistics	Hungary				Ukraine			
	Match			Team Match	Match			Team Match
	1	2	3		1	2	3	
Points won	39	15	14	68	49	33	33	115
Biggest lead	4	1	2	4	8	8	7	8
Points won on own serve	24	6	4	34	27	16	16	59
Points lost on own serve	22	17	17	56	15	9	8	32
Most consecutive points won	4	3	2	4	5	6	7	7
Greatest deficit overcome	1	-	-	1	2	1	2	2

Match/Team Match Statistics	Match			Team Match
	1	2	3	
Longest rally (strokes)	13	7	12	13
Average rally	4	3	4	4



THU 20 JUL 2017  
Start Time 16:00

### Detailed Team Match Results

FEKETE Zsuzsanna (HUN)

2 - 3

ZAVINOVSKA Karyna (UKR)

Match 1		Match	1st Game	2nd Game	3rd Game	4th Game	5th Game
FEKETE Zsuzsanna	HUN	2	8	11	11	6	3
ZAVINOVSKA Karyna	UKR	3	11	9	7	11	11
	Duration	17min	3min	4min	3min	4min	3min

Team Match No: TS10

Table: Table 2

Umpires:

Player Statistics	FEKETE Zsuzsanna (HUN)						ZAVINOVSKA Karyna (UKR)					
	Game					Match	Game					Match
	1	2	3	4	5		1	2	3	4	5	
Points won	8	11	11	6	3	39	11	9	7	11	11	49
Biggest lead	2	3	4	1	-	4	3	1	1	5	8	8
Points won on own serve	5	5	9	4	1	24	6	4	6	7	4	27
Points lost on own serve	5	5	1	4	7	22	3	6	2	2	2	15
Most consecutive points won	3	4	3	2	1	4	3	3	2	5	4	5
Greatest deficit overcome	-	1	1	-	-	1	2	-	-	1	-	2
Handedness/Grip												

Match/Team Match Statistics	Game					Match
	1	2	3	4	5	
Longest rally (strokes)	13	12	12	8	13	13
Average rally	3	5	4	4	4	4

#### Game Progress

1	FEKETE Zsuzsanna (HUN)	*0	2	*2	3	*5	5	*6	7	*7	8	8
	ZAVINOVSKA Karyna (UKR)	0	*0	2	*3	3	*5	6	*7	9	*10	11
2	FEKETE Zsuzsanna (HUN)	0	*1	3	*4	5	*6	6	*7	8	*10	11
	ZAVINOVSKA Karyna (UKR)	*0	1	*1	2	*3	4	*6	7	*8	8	9
3	FEKETE Zsuzsanna (HUN)	*0	1	*2	4	*5	7	*7	9	*9	11	
	ZAVINOVSKA Karyna (UKR)	0	*1	2	*2	3	*3	5	*5	7	7	
4	FEKETE Zsuzsanna (HUN)	0	*1	2	*2	4	*5	5	*5	6	6	
	ZAVINOVSKA Karyna (UKR)	*0	1	*2	4	*4	5	*7	9	*10	11	
5	FEKETE Zsuzsanna (HUN)	*0	0	*0	1	*2	2	*3	3			
	ZAVINOVSKA Karyna (UKR)	0	*2	4	*5	6	*8	9	11			



THU 20 JUL 2017  
Start Time 16:00

### Detailed Team Match Results

SZECSI Krisztina (HUN)

0 - 3

KHODKO Iuliia (UKR)

Match 2		Match	1st Game	2nd Game	3rd Game
SZECSI Krisztina	HUN	0	3	6	6
KHODKO Iuliia	UKR	3	11	11	11
	Duration	8min	2min	3min	3min

Team Match No: TS10

Table: Table 2

Umpires:

Player Statistics	SZECSI Krisztina (HUN)				KHODKO Iuliia (UKR)			
	Game			Match	Game			Match
	1	2	3		1	2	3	
Points won	3	6	6	15	11	11	11	33
Biggest lead	1	-	-	1	8	6	5	8
Points won on own serve	1	1	4	6	6	3	7	16
Points lost on own serve	5	8	4	17	2	5	2	9
Most consecutive points won	1	3	1	3	6	3	3	6
Greatest deficit overcome	-	-	-	-	1	-	-	1
Handedness/Grip								

Match/Team Match Statistics	Game			Match
	1	2	3	
Longest rally (strokes)	5	7	5	7
Average rally	3	3	3	3

#### Game Progress

1	SZECSI Krisztina (HUN)	0	*1	1	*1	2	*2	2	3		
	KHODKO Iuliia (UKR)	*0	1	*3	5	*6	8	*10	11		
2	SZECSI Krisztina (HUN)	*0	0	*1	1	*2	2	*4	5	*6	6
	KHODKO Iuliia (UKR)	0	*2	3	*5	6	*8	8	*9	10	11
3	SZECSI Krisztina (HUN)	0	*0	1	*1	2	*3	4	*5	6	6
	KHODKO Iuliia (UKR)	*0	2	*3	5	*6	7	*8	9	*10	11





THU 20 JUL 2017  
Start Time 16:00

### Detailed Team Match Results

IOLA Pamela (HUN)

0 - 3

STARIKOVA Larysa (UKR)

Match 3		Match	1st Game	2nd Game	3rd Game
IOLA /	HUN	0	5	4	5
STARIKOVA /	UKR	3	11	11	11
	Duration	7min	2min	2min	3min

Team Match No: TD10 Table: Table 2 Umpires:

Player Statistics	IOLA Pamela (HUN)				STARIKOVA Larysa (UKR)			
	Game			Match	Game			Match
	1	2	3		1	2	3	
Points won	5	4	5	14	11	11	11	33
Biggest lead	2	-	-	2	6	7	7	7
Points won on own serve	1	1	2	4	6	5	5	16
Points lost on own serve	5	6	6	17	2	3	3	8
Most consecutive points won	2	1	2	2	7	4	4	7
Greatest deficit overcome	-	-	-	-	2	-	-	2
Handedness/Grip	-				-			

Match/Team Match Statistics	Game			Match
	1	2	3	
Longest rally (strokes)	8	12	10	12
Average rally	1	5	5	4

#### Game Progress

1	IOLA Pamela (HUN)	*0	2	*2	2	*2	3	*4	4	5
	STARIKOVA Larysa (UKR)	0	*0	2	*4	6	*7	8	*10	11
2	IOLA Pamela (HUN)	0	*1	2	*2	2	*3	3	*4	4
	STARIKOVA Larysa (UKR)	*0	1	*2	4	*6	7	*9	10	11
3	IOLA Pamela (HUN)	0	*1	2	*2	2	*3	3	*4	5
	STARIKOVA Larysa (UKR)	*0	1	*2	4	*6	7	*9	10	11

#### LEGEND

MS Men's Single MT Men's Team WS Women's Single WT Women's Team

Note: "\*" server. The "Greatest deficit overcome" only applies when the player ends up winning the game.



THU 20 JUL 2017  
Start Time 16:00

### Detailed Team Match Results

**Korea** **3 - 0** **Croatia**  
Team Match No: TS12 Table: Table 7 Umpires:

Match 1		Match	1st Game	2nd Game	3rd Game
A	KIM Seoyoung	KOR	3	11	11
X	MARIC Stana	CRO	0	4	1
Duration		0min	0min	0min	0min

Duration of Team Match	00h00min
------------------------	----------

Player Statistics	Korea				Croatia			
	Match			Team Match	Match			Team Match
	1	2	3		1	2	3	
Points won	33	-	-	33	5	-	-	5
Biggest lead	11	-	-	11	-	-	-	-
Points won on own serve	18	-	-	18	5	-	-	5
Points lost on own serve	-	-	-	-	13	-	-	13
Most consecutive points won	11	-	-	11	2	-	-	2
Greatest deficit overcome	-	-	-	-	-	-	-	-

Match/Team Match Statistics	Match			Team Match
	1	2	3	
Longest rally (strokes)	26	-	-	26
Average rally	3	-	-	3



THU 20 JUL 2017  
Start Time 16:00

### Detailed Team Match Results

**KIM Seoyoung (KOR)**

**3 - 0**

**MARIC Stana (CRO)**

Match 1		Match	1st Game	2nd Game	3rd Game
<b>KIM Seoyoung</b>	<b>KOR</b>	<b>3</b>	11	11	11
MARIC Stana	CRO	0	4	1	0
	Duration	0min	0min	0min	0min

Team Match No: TS12 Table: Table 7 Umpires:

Player Statistics	KIM Seoyoung (KOR)				MARIC Stana (CRO)			
	Game			Match	Game			Match
	1	2	3		1	2	3	
Points won	11	11	11	33	4	1	-	5
Biggest lead	7	10	11	11	-	-	-	-
Points won on own serve	6	6	6	18	4	1	-	5
Points lost on own serve	-	-	-	-	3	5	5	13
Most consecutive points won	3	7	11	11	2	1	-	2
Greatest deficit overcome	-	-	-	-	-	-	-	-
Handedness/Grip								

Match/Team Match Statistics	Game			Match
	1	2	3	
Longest rally (strokes)	4	5	26	26
Average rally	1	3	6	3

#### Game Progress

1	<b>KIM Seoyoung (KOR)</b>	*0	2	*3	5	*6	8	*8	10	11
	MARIC Stana (CRO)	0	*0	1	*1	2	*2	4	*4	4
2	<b>KIM Seoyoung (KOR)</b>	0	*2	4	*5	7	*9	11		
	MARIC Stana (CRO)	*0	0	*0	1	*1	1	1		
3	<b>KIM Seoyoung (KOR)</b>	*0	2	*4	6	*8	10	11		
	MARIC Stana (CRO)	0	*0	0	*0	0	*0	0		

#### LEGEND

MS Men's Single      MT Men's Team      WS Women's Single      WT Women's Team

Note: "\*" server. The "Greatest deficit overcome" only applies when the player ends up winning the game.



THU 20 JUL 2017  
Start Time 19:00

### Detailed Team Match Results

Croatia

0 - 3

Ukraine

Team Match No: TD14

Table: Table 2

Umpires:

Match 1		Match	1st Game	2nd Game	3rd Game
A	BALDER Paola CRO	0	4	6	4
X	VASYLIEVA Mariia UKR	3	11	11	11
Duration		1min	1min	0min	0min

Match 2		Match	1st Game	2nd Game	3rd Game
B	MARIC Stana CRO	0	3	2	2
Y	ZAVINOVSKA Karyna UKR	3	11	11	11
Duration		5min	2min	1min	2min

Match 3		Match	1st Game	2nd Game	3rd Game	4th Game
C	HRIBAR / CRO	1	5	11	1	7
Z	STARIKOVA / UKR	3	11	9	11	11
Duration		10min	3min	3min	1min	3min

Duration of Team Match	00h16min
------------------------	----------

Player Statistics	Croatia				Team Match	Ukraine				Team Match
	Match					Match				
	1	2	3	4		1	2	3	4	
Points won	14	7	24	-	45	33	33	42	-	108
Biggest lead	1	1	2	-	2	10	9	10	-	10
Points won on own serve	8	5	14	-	27	18	19	22	-	59
Points lost on own serve	15	14	20	-	49	6	2	10	-	18
Most consecutive points won	6	2	3	-	6	10	8	9	-	10
Greatest deficit overcome	-	-	3	-	3	1	1	1	-	1

Match/Team Match Statistics	Match				Team Match
	1	2	3	4	
Longest rally (strokes)	-	15	13	-	15
Average rally	-	1	-	-	-



THU 20 JUL 2017  
Start Time 19:00

### Detailed Team Match Results

BALDER Paola (CRO)

0 - 3

VASYLIEVA Mariia (UKR)

Match 1		Match	1st Game	2nd Game	3rd Game
BALDER Paola	CRO	0	4	6	4
VASYLIEVA Mariia	UKR	3	11	11	11
	Duration	1min	1min	0min	0min

Team Match No: TS14

Table: Table 2

Umpires:

Player Statistics	BALDER Paola (CRO)				VASYLIEVA Mariia (UKR)			
	Game			Match	Game			Match
	1	2	3		1	2	3	
Points won	4	6	4	14	11	11	11	33
Biggest lead	1	-	-	1	7	10	7	10
Points won on own serve	3	2	3	8	7	4	7	18
Points lost on own serve	4	7	4	15	1	4	1	6
Most consecutive points won	3	6	1	6	5	10	4	10
Greatest deficit overcome	-	-	-	-	1	-	-	1
Handedness/Grip								

Match/Team Match Statistics	Game			Match
	1	2	3	
Longest rally (strokes)	-	-	-	-
Average rally	-	-	-	-

#### Game Progress

1	BALDER Paola (CRO)	0	*0	2	*3	3	*3	4	*4	4
	VASYLIEVA Mariia (UKR)	*0	2	*2	3	*5	7	*8	10	11
2	BALDER Paola (CRO)	*0	0	*0	0	*0	0	*2	4	*6
	VASYLIEVA Mariia (UKR)	0	*2	4	*6	8	*10	10	*10	11
3	BALDER Paola (CRO)	0	*0	1	*1	2	*2	3	*4	4
	VASYLIEVA Mariia (UKR)	*0	2	*3	5	*6	8	*9	10	11



THU 20 JUL 2017  
Start Time 19:00

### Detailed Team Match Results

MARIC Stana (CRO)

0 - 3

ZAVINOVSKA Karyna (UKR)

Match 2		Match	1st Game	2nd Game	3rd Game
MARIC Stana	CRO	0	3	2	2
ZAVINOVSKA Karyna	UKR	3	11	11	11
	Duration	5min	2min	1min	2min

Team Match No: TS14 Table: Table 2 Umpires:

Player Statistics	MARIC Stana (CRO)				ZAVINOVSKA Karyna (UKR)			
	Game			Match	Game			Match
	1	2	3		1	2	3	
Points won	3	2	2	7	11	11	11	33
Biggest lead	1	-	-	1	8	9	9	9
Points won on own serve	2	2	1	5	7	6	6	19
Points lost on own serve	4	5	5	14	1	-	1	2
Most consecutive points won	1	2	1	2	7	8	5	8
Greatest deficit overcome	-	-	-	-	1	-	-	1
Handedness/Grip								

Match/Team Match Statistics	Game			Match
	1	2	3	
Longest rally (strokes)	7	-	15	15
Average rally	2	-	1	1

#### Game Progress

1	MARIC Stana (CRO)	0	*1	2	*2	2	*2	3	3
	ZAVINOVSKA Karyna (UKR)	*0	1	*2	4	*6	8	*9	11
2	MARIC Stana (CRO)	*0	0	*0	0	*0	2	*2	2
	ZAVINOVSKA Karyna (UKR)	0	*2	4	*6	8	*8	10	11
3	MARIC Stana (CRO)	0	*0	1	*1	1	*2	2	2
	ZAVINOVSKA Karyna (UKR)	*0	2	*3	5	*7	8	*10	11



THU 20 JUL 2017  
Start Time 19:00

### Detailed Team Match Results

HRIBAR Anamarija (CRO)

1 - 3

STARIKOVA Larysa (UKR)

Match 3		Match	1st Game	2nd Game	3rd Game	4th Game
HRIBAR /	CRO	1	5	11	1	7
STARIKOVA /	UKR	3	11	9	11	11
	Duration	10min	3min	3min	1min	3min

Team Match No: TD14 Table: Table 2 Umpires:

Player Statistics	HRIBAR Anamarija (CRO)					STARIKOVA Larysa (UKR)				
	Game				Match	Game				Match
	1	2	3	4		1	2	3	4	
Points won	5	11	1	7	24	11	9	11	11	42
Biggest lead	-	2	-	1	2	6	3	10	4	10
Points won on own serve	2	6	1	5	14	5	5	6	6	22
Points lost on own serve	6	4	5	5	20	3	5	-	2	10
Most consecutive points won	2	3	1	2	3	4	4	9	3	9
Greatest deficit overcome	-	3	-	-	3	-	-	-	1	1
Handedness/Grip	-					-				

Match/Team Match Statistics	Game				Match
	1	2	3	4	
Longest rally (strokes)	-	13	-	-	13
Average rally	-	1	-	-	-

#### Game Progress

1	HRIBAR Anamarija (CRO)	0	*1	1	*2	2	*3	5	*5	5		
	STARIKOVA Larysa (UKR)	*0	1	*3	4	*6	7	*7	9	11		
2	HRIBAR Anamarija (CRO)	*0	1	*1	2	*3	4	*5	7	*8	9	11
	STARIKOVA Larysa (UKR)	0	*1	3	*4	5	*6	7	*7	8	*9	9
3	HRIBAR Anamarija (CRO)	0	*0	1	*1	1	*1	1				
	STARIKOVA Larysa (UKR)	*0	2	*3	5	*7	9	11				
4	HRIBAR Anamarija (CRO)	*0	1	*1	3	*4	4	*5	6	*6	7	
	STARIKOVA Larysa (UKR)	0	*1	3	*3	4	*6	7	*8	10	11	

#### LEGEND

MS Men's Single MT Men's Team WS Women's Single WT Women's Team

Note: "\*" server. The "Greatest deficit overcome" only applies when the player ends up winning the game.



THU 20 JUL 2017

### Detailed Team Match Results

Start Time 19:00

Korea

1 - 3

Russia

Team Match No: TS16

Table: Table 7

Umpires:

Match 1			Match
A	KIM Seoyoung	KOR	3
X	MARKOVICH Ksenia	RUS	1
Duration			0min

Match 2			Match
B	LEE Jiyeun	KOR	0
Y	KONDRATOVA Anna Alexandrov	RUS	3
Duration			0min

Match 3			Match
C	LEE /	KOR	2
Z	KUDRIASHOVA /	RUS	3
Duration			0min

Match 4			Match
A	KIM Seoyoung	KOR	1
Y	KONDRATOVA Anna Alexandrov	RUS	3
Duration			0min

Duration of Team Match	00h00min
------------------------	----------

Player Statistics	Korea	Russia
	Team Match	Team Match
Points won	-	-
Biggest lead	-	-
Points won on own serve	-	-
Points lost on own serve	-	-
Most consecutive points won	-	-
Greatest deficit overcome	-	-

Match/Team Match Statistics	Team Match
Longest rally (strokes)	-
Average rally	-





THU 20 JUL 2017  
Start Time 19:00

## Detailed Team Match Results

**KIM Seoyoung (KOR)**

**3 - 1**

**MARKOVICH Ksenia (RUS)**

Match 1		Match
<b>KIM Seoyoung</b>	<b>KOR</b>	<b>3</b>
MARKOVICH Ksenia	RUS	1
	Duration	<b>0min</b>

Team Match No: TS16

Table: Table 7

Umpires:



THU 20 JUL 2017  
Start Time 19:00

## Detailed Team Match Results

LEE Jiyeun (KOR)

0 - 3

KONDRATOVA Anna Alexandrovna (RUS)

Match 2		Match
LEE Jiyeun	KOR	0
KONDRATOVA Anna Alexandrovna	RUS	3
	Duration	0min

Team Match No: TS16

Table: Table 7

Umpires:



THU 20 JUL 2017  
Start Time 19:00

### Detailed Team Match Results

LEE Ahhyun (KOR)

2 - 3

KUDRIASHOVA Anastasiia (RUS)

Match 3		Match
LEE /	KOR	2
KUDRIASHOVA /	RUS	3
	Duration	0min

Team Match No: TD16

Table: Table 7

Umpires:



THU 20 JUL 2017  
Start Time 19:00

### Detailed Team Match Results

KIM Seoyoung (KOR)

1 - 3

KONDRATOVA Anna Alexandrovna (RUS)

Match 4		Match
KIM Seoyoung	KOR	1
KONDRATOVA Anna Alexandrovna	RUS	3
	Duration	0min

Team Match No: TS16

Table: Table 7

Umpires:

#### LEGEND

MS Men's Single

MT Men's Team

WS Women's Single

WT Women's Team

Note: "\*" server. The "Greatest deficit overcome" only applies when the player ends up winning the game.

TTW400B02\_73C 2.0

Page 5 / 5

Report Created FRI 21 JUL 2017 10:38





FRI 21 JUL 2017  
Start Time 09:00

### Detailed Team Match Results

Russia

3 - 1

Croatia

Team Match No: TS18

Table: Table 2

Umpires:

Match 1			Match	1st Game	2nd Game	3rd Game
A	KONDRATOVA Anna Alexandrov	RUS	3	11	11	11
X	MARIC Stana	CRO	0	2	4	5
Duration			6min	2min	2min	2min

Match 2			Match	1st Game	2nd Game	3rd Game
B	GUBANOVA Diana	RUS	0	12	11	7
Y	HRIBAR Anamarija	CRO	3	14	13	11
Duration			12min	4min	5min	3min

Match 3			Match	1st Game	2nd Game	3rd Game
C	MARKOVICH /	RUS	3	12	11	11
Z	BALDER /	CRO	0	10	2	4
Duration			10min	5min	2min	3min

Match 4			Match	1st Game	2nd Game	3rd Game
A	KONDRATOVA Anna Alexandrov	RUS	3	11	11	11
Y	HRIBAR Anamarija	CRO	0	8	1	8
Duration			8min	3min	2min	3min

Duration of Team Match	00h36min
------------------------	----------

Player Statistics	Russia				Croatia			
	Match			Team Match	Match			Team Match
	1	2	3		1	2	3	
Points won	33	30	34	130	11	38	16	82
Biggest lead	9	2	9	10	1	6	1	6
Points won on own serve	16	17	21	71	5	22	12	47
Points lost on own serve	6	16	4	35	17	13	13	59
Most consecutive points won	8	7	9	9	2	4	3	4
Greatest deficit overcome	1	-	1	1	-	2	-	2

Match/Team Match Statistics	Match			Team Match
	1	2	3	
Longest rally (strokes)	8	20	17	20
Average rally	3	5	4	4



FRI 21 JUL 2017  
Start Time 09:00

### Detailed Team Match Results

KONDRATOVA Anna Alexandrovna (RUS)

3 - 0

MARIC Stana (CRO)

Match 1	Match	1st Game	2nd Game	3rd Game
KONDRATOVA Anna Alexandrovna RUS	3	11	11	11
MARIC Stana CRO	0	2	4	5
Duration	6min	2min	2min	2min

Team Match No: TS18

Table: Table 2

Umpires:

Player Statistics	KONDRATOVA Anna Alexandrovna (RUS)				MARIC Stana (CRO)			
	Game			Match	Game			Match
	1	2	3		1	2	3	
Points won	11	11	11	33	2	4	5	11
Biggest lead	9	7	6	9	1	-	-	1
Points won on own serve	6	4	6	16	2	-	3	5
Points lost on own serve	-	4	2	6	5	7	5	17
Most consecutive points won	8	4	5	8	1	1	2	2
Greatest deficit overcome	1	-	-	1	-	-	-	-
Handedness/Grip								

Match/Team Match Statistics	Game			Match
	1	2	3	
Longest rally (strokes)	8	5	8	8
Average rally	3	3	3	3

#### Game Progress

1	KONDRATOVA Anna Alexandrovna (RU)	0	*1	3	*4	6	*8	10	11
	MARIC Stana (CRO)	*0	1	*1	2	*2	2	*2	2
2	KONDRATOVA Anna Alexandrovna (RU)	*0	1	*3	4	*6	7	*9	10
	MARIC Stana (CRO)	0	*1	1	*2	2	*3	3	*4
3	KONDRATOVA Anna Alexandrovna (RU)	0	*2	3	*4	5	*7	9	*9
	MARIC Stana (CRO)	*0	0	*1	2	*3	3	*3	5



FRI 21 JUL 2017  
Start Time 09:00

### Detailed Team Match Results

GUBANOVA Diana (RUS)

0 - 3

HRIBAR Anamarija (CRO)

Match 2		Match	1st Game	2nd Game	3rd Game
GUBANOVA Diana	RUS	0	12	11	7
HRIBAR Anamarija	CRO	3	14	13	11
	Duration	12min	4min	5min	3min

Team Match No: TS18

Table: Table 2

Umpires:

Player Statistics	GUBANOVA Diana (RUS)				HRIBAR Anamarija (CRO)			
	Game			Match	Game			Match
	1	2	3		1	2	3	
Points won	12	11	7	30	14	13	11	38
Biggest lead	-	1	2	2	4	6	4	6
Points won on own serve	9	5	3	17	10	6	6	22
Points lost on own serve	4	7	5	16	3	6	4	13
Most consecutive points won	3	7	2	7	3	4	4	4
Greatest deficit overcome	-	-	-	-	-	1	2	2
Handedness/Grip								

Match/Team Match Statistics	Game			Match
	1	2	3	
Longest rally (strokes)	12	13	20	20
Average rally	4	6	5	5

#### Game Progress

1	GUBANOVA Diana (RUS)	0	*1	1	*2	3	*3	5	*6	8	*8	10	*10	11	*11	12	*12	12
	HRIBAR Anamarija (CRO)	*0	1	*3	4	*5	7	*7	8	*8	10	*10	11	*11	12	*12	13	14
2	GUBANOVA Diana (RUS)	*0	0	*0	1	*2	3	*4	4	*6	8	*10	11	*11	11	11		
	HRIBAR Anamarija (CRO)	0	*2	4	*5	6	*7	8	*10	10	*10	10	*10	11	*12	13		
3	GUBANOVA Diana (RUS)	0	*2	3	*3	4	*5	5	*6	7	7							
	HRIBAR Anamarija (CRO)	*0	0	*1	3	*4	5	*7	8	*9	11							



FRI 21 JUL 2017  
Start Time 09:00

### Detailed Team Match Results

MARKOVICH Ksenia (RUS)

3 - 0

BALDER Paola (CRO)

Match 3		Match	1st Game	2nd Game	3rd Game
MARKOVICH /	RUS	3	12	11	11
BALDER /	CRO	0	10	2	4
	Duration	10min	5min	2min	3min

Team Match No: TD18

Table: Table 2

Umpires:

Player Statistics	MARKOVICH Ksenia (RUS)				BALDER Paola (CRO)			
	Game			Match	Game			Match
	1	2	3		1	2	3	
Points won	12	11	11	34	10	2	4	16
Biggest lead	5	9	7	9	1	-	-	1
Points won on own serve	8	7	6	21	7	2	3	12
Points lost on own serve	3	-	1	4	4	4	5	13
Most consecutive points won	4	9	6	9	3	2	3	3
Greatest deficit overcome	1	-	-	1	-	-	-	-
Handedness/Grip	-				-			

Match/Team Match Statistics	Game			Match
	1	2	3	
Longest rally (strokes)	11	17	8	17
Average rally	4	4	3	4

#### Game Progress

1	MARKOVICH Ksenia (RUS)	0	*1	3	*4	6	*7	8	*8	9	*9	10	*11	12
	BALDER Paola (CRO)	*0	1	*1	2	*2	3	*4	6	*7	9	*10	10	10
2	MARKOVICH Ksenia (RUS)	*0	2	*2	4	*6	8	*10	11					
	BALDER Paola (CRO)	0	*0	2	*2	2	*2	2	2					
3	MARKOVICH Ksenia (RUS)	0	*2	4	*4	5	*6	8	*10	11				
	BALDER Paola (CRO)	*0	0	*0	2	*3	4	*4	4	4				





FRI 21 JUL 2017  
Start Time 09:00

### Detailed Team Match Results

KONDRATOVA Anna Alexandrovna (RUS)

3 - 0

HRIBAR Anamarija (CRO)

Match 4		Match	1st Game	2nd Game	3rd Game
KONDRATOVA Anna Alexandrovna	RUS	3	11	11	11
HRIBAR Anamarija	CRO	0	8	1	8
	Duration	8min	3min	2min	3min

Team Match No: TS18

Table: Table 2

Umpires:

Player Statistics	KONDRATOVA Anna Alexandrovna (RUS)				HRIBAR Anamarija (CRO)			
	Game			Match	Game			Match
	1	2	3		1	2	3	
Points won	11	11	11	33	8	1	8	17
Biggest lead	4	10	3	10	-	-	1	1
Points won on own serve	5	6	6	17	3	1	4	8
Points lost on own serve	5	-	4	9	6	5	5	16
Most consecutive points won	2	9	3	9	2	1	2	2
Greatest deficit overcome	-	-	1	1	-	-	-	-
Handedness/Grip								

Match/Team Match Statistics	Game			Match
	1	2	3	
Longest rally (strokes)	6	7	9	9
Average rally	4	4	4	4

#### Game Progress

1	KONDRATOVA Anna Alexandrovna (RU)	*0	2	*3	4	*6	7	*8	8	*9	10	11
	HRIBAR Anamarija (CRO)	0	*0	1	*2	2	*3	4	*6	7	*8	8
2	KONDRATOVA Anna Alexandrovna (RU)	0	*2	4	*6	8	*9	11				
	HRIBAR Anamarija (CRO)	*0	0	*0	0	*0	1	1				
3	KONDRATOVA Anna Alexandrovna (RU)	*0	1	*2	3	*5	6	*6	8	*9	10	11
	HRIBAR Anamarija (CRO)	0	*1	2	*3	3	*4	6	*6	7	*8	8

#### LEGEND

MS Men's Single

MT Men's Team

WS Women's Single

WT Women's Team

Note: "\*" server. The "Greatest deficit overcome" only applies when the player ends up winning the game.



FRI 21 JUL 2017

### Detailed Team Match Results

Start Time 11:00

Russia

1 - 3

China

Team Match No: TS21

Table: Table 1

Umpires:

Match 1			Match	1st Game	2nd Game	3rd Game
A	MARKOVICH Ksenia	RUS	0	4	6	2
X	SHI Ce	CHN	3	11	11	11
Duration			9min	3min	4min	2min

Match 2			Match	1st Game	2nd Game	3rd Game
B	GUBANOVA Diana	RUS	0	3	7	3
Y	HUANG Meng Ping	CHN	3	11	11	11
Duration			7min	2min	3min	2min

Match 3			Match	1st Game	2nd Game	3rd Game	4th Game	5th Game
C	KONDRATOVA /	RUS	3	10	13	11	7	11
Z	LIN /	CHN	2	12	11	2	11	5
Duration			26min	6min	7min	3min	5min	5min

Match 4			Match	1st Game	2nd Game	3rd Game
A	MARKOVICH Ksenia	RUS	0	8	3	8
Y	HUANG Meng Ping	CHN	3	11	11	11
Duration			10min	3min	3min	4min

Duration of Team Match	00h52min
------------------------	----------

Player Statistics	Russia				China			
	Match			Team Match	Match			Team Match
	1	2	3		1	2	3	
Points won	12	13	52	96	33	33	41	140
Biggest lead	1	-	9	9	9	8	4	9
Points won on own serve	6	5	25	45	17	14	20	67
Points lost on own serve	16	19	21	73	6	8	27	51
Most consecutive points won	2	2	7	7	9	6	5	9
Greatest deficit overcome	-	-	1	1	1	-	2	4

Match/Team Match Statistics	Match			Team Match
	1	2	3	
Longest rally (strokes)	7	10	24	24
Average rally	4	4	8	5



FRI 21 JUL 2017

### Detailed Team Match Results

Start Time 11:00

MARKOVICH Ksenia (RUS)

0 - 3

SHI Ce (CHN)

Match 1		Match	1st Game	2nd Game	3rd Game
MARKOVICH Ksenia	RUS	0	4	6	2
SHI Ce	CHN	3	11	11	11
	Duration	9min	3min	4min	2min

Team Match No: TS21

Table: Table 1

Umpires:

Player Statistics	MARKOVICH Ksenia (RUS)				SHI Ce (CHN)			
	Game			Match	Game			Match
	1	2	3		1	2	3	
Points won	4	6	2	12	11	11	11	33
Biggest lead	1	1	-	1	7	5	9	9
Points won on own serve	1	4	1	6	5	6	6	17
Points lost on own serve	6	5	5	16	3	2	1	6
Most consecutive points won	1	2	1	2	7	4	9	9
Greatest deficit overcome	-	-	-	-	1	1	-	1
Handedness/Grip								

Match/Team Match Statistics	Game			Match
	1	2	3	
Longest rally (strokes)	6	6	7	7
Average rally	3	4	3	4

#### Game Progress

1	MARKOVICH Ksenia (RUS)	0	*1	1	*1	1	*2	3	*4	4
	SHI Ce (CHN)	*0	1	*3	5	*7	8	*9	10	11
2	MARKOVICH Ksenia (RUS)	*0	1	*2	3	*4	4	*4	6	*6
	SHI Ce (CHN)	0	*1	2	*3	4	*6	8	*8	10
3	MARKOVICH Ksenia (RUS)	0	*1	1	*1	1	*1	2	2	
	SHI Ce (CHN)	*0	1	*3	5	*7	9	*10	11	



FRI 21 JUL 2017

### Detailed Team Match Results

Start Time 11:00

GUBANOVA Diana (RUS)

0 - 3

HUANG Meng Ping (CHN)

Match 2		Match	1st Game	2nd Game	3rd Game
GUBANOVA Diana	RUS	0	3	7	3
HUANG Meng Ping	CHN	3	11	11	11
	Duration	7min	2min	3min	2min

Team Match No: TS21

Table: Table 1

Umpires:

Player Statistics	GUBANOVA Diana (RUS)				HUANG Meng Ping (CHN)			
	Game			Match	Game			Match
	1	2	3		1	2	3	
Points won	3	7	3	13	11	11	11	33
Biggest lead	-	-	-	-	8	4	8	8
Points won on own serve	-	3	2	5	3	6	5	14
Points lost on own serve	8	5	6	19	3	4	1	8
Most consecutive points won	2	2	1	2	6	3	4	6
Greatest deficit overcome	-	-	-	-	-	-	-	-
Handedness/Grip								

Match/Team Match Statistics	Game			Match
	1	2	3	
Longest rally (strokes)	7	10	8	10
Average rally	4	4	4	4

#### Game Progress

1	GUBANOVA Diana (RUS)	*0	0	*0	0	*2	2	*3	3		
	HUANG Meng Ping (CHN)	0	*2	4	*6	6	*8	9	11		
2	GUBANOVA Diana (RUS)	0	*0	1	*2	2	*4	5	*6	7	7
	HUANG Meng Ping (CHN)	*0	2	*3	4	*6	6	*7	8	*9	11
3	GUBANOVA Diana (RUS)	*0	0	*0	1	*1	2	*3	3		
	HUANG Meng Ping (CHN)	0	*2	4	*5	7	*8	9	11		



FRI 21 JUL 2017

### Detailed Team Match Results

Start Time 11:00

KONDRATOVA Anna Alexandrovna (RUS)

3 - 2

LIN Huan (CHN)

Match 3		Match	1st Game	2nd Game	3rd Game	4th Game	5th Game
KONDRATOVA /	RUS	3	10	13	11	7	11
LIN /	CHN	2	12	11	2	11	5
	Duration	26min	6min	7min	3min	5min	5min

Team Match No: TD21

Table: Table 1

Umpires:

Player Statistics	KONDRATOVA Anna Alexandrovna (RUS)						LIN Huan (CHN)					
	Game					Match	Game					Match
	1	2	3	4	5		1	2	3	4	5	
Points won	10	13	11	7	11	52	12	11	2	11	5	41
Biggest lead	2	2	9	2	6	9	2	1	-	4	-	4
Points won on own serve	4	6	6	4	5	25	5	5	1	7	2	20
Points lost on own serve	7	6	1	4	3	21	6	7	5	3	6	27
Most consecutive points won	4	3	7	2	3	7	4	2	1	5	2	5
Greatest deficit overcome	-	1	-	-	-	1	2	-	-	2	-	2
Handedness/Grip	-						-					

Match/Team Match Statistics	Game					Match
	1	2	3	4	5	
Longest rally (strokes)	24	17	18	20	17	24
Average rally	7	7	8	10	8	8

#### Game Progress

1	KONDRATOVA Anna Alexandrovna (RUS)	0	*0	2	*4	4	*5	6	*7	8	*10	10	*10	10		
	LIN Huan (CHN)	*0	2	*2	2	*4	5	*6	7	*8	8	*10	11	12		
2	KONDRATOVA Anna Alexandrovna (RU)	*0	1	*2	3	*4	5	*6	8	*9	9	*10	10	*11	12	13
	LIN Huan (CHN)	0	*1	2	*3	4	*5	6	*6	7	*9	10	*11	11	*11	11
3	KONDRATOVA Anna Alexandrovna (RU)	*0	2	*3	4	*6	8	*10	11							
	LIN Huan (CHN)	0	*0	1	*2	2	*2	2	2							
4	KONDRATOVA Anna Alexandrovna (RUS)	0	*1	3	*3	4	*5	6	*7	7	7					
	LIN Huan (CHN)	*0	1	*1	3	*4	5	*6	7	*9	11					
5	KONDRATOVA Anna Alexandrovna (RU)	*0	2	*3	4	*5	6	*8	9	11						
	LIN Huan (CHN)	0	*0	1	*2	3	*4	4	*5	5						



FRI 21 JUL 2017

### Detailed Team Match Results

Start Time 11:00

MARKOVICH Ksenia (RUS)

0 - 3

HUANG Meng Ping (CHN)

Match 4		Match	1st Game	2nd Game	3rd Game
MARKOVICH Ksenia	RUS	0	8	3	8
HUANG Meng Ping	CHN	3	11	11	11
	Duration	10min	3min	3min	4min

Team Match No: TS21

Table: Table 1

Umpires:

Player Statistics	MARKOVICH Ksenia (RUS)				HUANG Meng Ping (CHN)			
	Game			Match	Game			Match
	1	2	3		1	2	3	
Points won	8	3	8	19	11	11	11	33
Biggest lead	-	-	4	4	6	8	3	8
Points won on own serve	4	1	4	9	6	4	6	16
Points lost on own serve	5	7	5	17	4	2	4	10
Most consecutive points won	4	2	4	4	3	5	4	5
Greatest deficit overcome	-	-	-	-	-	-	4	4
Handedness/Grip								

Match/Team Match Statistics	Game			Match
	1	2	3	
Longest rally (strokes)	6	6	6	6
Average rally	3	4	4	4

#### Game Progress

1	MARKOVICH Ksenia (RUS)	0	*0	1	*1	2	*3	3	*4	6	*8	8
	HUANG Meng Ping (CHN)	*0	2	*3	5	*6	7	*9	10	*10	10	11
2	MARKOVICH Ksenia (RUS)	*0	0	*0	1	*1	1	*3	3			
	HUANG Meng Ping (CHN)	0	*2	4	*5	7	*9	9	11			
3	MARKOVICH Ksenia (RUS)	0	*1	2	*3	5	*7	7	*7	8	*8	8
	HUANG Meng Ping (CHN)	*0	1	*2	3	*3	3	*5	7	*8	10	11

#### LEGEND

MS Men's Single

MT Men's Team

WS Women's Single

WT Women's Team

Note: "\*" server. The "Greatest deficit overcome" only applies when the player ends up winning the game.



FRI 21 JUL 2017

### Detailed Team Match Results

Start Time 11:00

Japan

0 - 3

Ukraine

Team Match No: TD22

Table: Table 2

Umpires:

Match 1			Match	1st Game	2nd Game	3rd Game	4th Game
A	KAMEZAWA Riho	JPN	1	6	11	8	12
X	ZAVINOVSKA Karyna	UKR	3	11	8	11	14
Duration			23min	3min	5min	5min	10min

Match 2			Match	1st Game	2nd Game	3rd Game
B	KAWASAKI Mizue	JPN	0	10	7	11
Y	KHODKO Iuliia	UKR	3	12	11	13
Duration			18min	6min	4min	8min

Match 3			Match	1st Game	2nd Game	3rd Game	4th Game
C	TAKAOKA /	JPN	1	6	7	11	4
Z	VASYLIEVA /	UKR	3	11	11	7	11
Duration			16min	4min	5min	4min	3min

Duration of Team Match	00h57min
------------------------	----------

Player Statistics	Japan					Ukraine				
	Match				Team Match	Match				Team Match
	1	2	3	4		1	2	3	4	
Points won	37	28	28	-	93	44	36	40	-	120
Biggest lead	3	2	5	-	5	6	4	7	-	7
Points won on own serve	19	15	14	-	48	22	20	20	-	62
Points lost on own serve	22	16	20	-	58	18	13	14	-	45
Most consecutive points won	4	3	5	-	5	5	4	5	-	5
Greatest deficit overcome	1	-	1	-	1	2	2	4	-	4

Match/Team Match Statistics	Match				Team Match
	1	2	3	4	
Longest rally (strokes)	19	14	13	-	19
Average rally	6	4	4	-	5



FRI 21 JUL 2017

### Detailed Team Match Results

Start Time 11:00

KAMEZAWA Riho (JPN)

1 - 3

ZAVINOVSKA Karyna (UKR)

Match 1	Match	1st Game	2nd Game	3rd Game	4th Game
KAMEZAWA Riho JPN	1	6	11	8	12
ZAVINOVSKA Karyna UKR	3	11	8	11	14
Duration	23min	3min	5min	5min	10min

Team Match No: TS22

Table: Table 2

Umpires:

Player Statistics	KAMEZAWA Riho (JPN)					ZAVINOVSKA Karyna (UKR)				
	Game				Match	Game				Match
	1	2	3	4		1	2	3	4	
Points won	6	11	8	12	37	11	8	11	14	44
Biggest lead	1	3	1	2	3	6	1	6	3	6
Points won on own serve	2	5	5	7	19	4	4	6	8	22
Points lost on own serve	7	4	5	6	22	4	6	3	5	18
Most consecutive points won	2	4	4	3	4	4	4	5	5	5
Greatest deficit overcome	-	1	-	-	1	1	-	1	2	2
Handedness/Grip										

Match/Team Match Statistics	Game				Match
	1	2	3	4	
Longest rally (strokes)	11	16	11	19	19
Average rally	5	6	4	7	6

#### Game Progress

1	KAMEZAWA Riho (JPN)	*0	1	*1	1	*2	2	*2	2	*3	3	*3	4	*5	5	*6	6	
	ZAVINOVSKA Karyna (UKR)	0	*1	3	*4	4	*5	6	*7	7	*8	9	*9	9	*10	10	*11	
2	KAMEZAWA Riho (JPN)	0	*2	3	*3	4	*5	6	*8	9	*10	11						
	ZAVINOVSKA Karyna (UKR)	*0	0	*1	3	*4	5	*6	6	*7	8	8						
3	KAMEZAWA Riho (JPN)	*0	1	*1	1	*2	2	*4	6	*6	8	8						
	ZAVINOVSKA Karyna (UKR)	0	*1	3	*5	6	*8	8	*8	10	*10	11						
4	KAMEZAWA Riho (JPN)	0	*0	1	*3	4	*5	7	*7	7	*8	10	*10	11	*12	12	*12	12
	ZAVINOVSKA Karyna (UKR)	*0	2	*3	3	*4	5	*5	7	*9	10	*10	11	*11	11	*12	13	*14





FRI 21 JUL 2017

### Detailed Team Match Results

Start Time 11:00

KAWASAKI Mizue (JPN)

0 - 3

KHODKO Iuliia (UKR)

Match 2	Match	1st Game	2nd Game	3rd Game
KAWASAKI Mizue JPN	0	10	7	11
KHODKO Iuliia UKR	3	12	11	13
Duration	18min	6min	4min	8min

Team Match No: TS22

Table: Table 2

Umpires:

Player Statistics	KAWASAKI Mizue (JPN)				KHODKO Iuliia (UKR)			
	Game			Match	Game			Match
	1	2	3		1	2	3	
Points won	10	7	11	28	12	11	13	36
Biggest lead	2	-	1	2	2	4	2	4
Points won on own serve	6	3	6	15	7	6	7	20
Points lost on own serve	5	5	6	16	4	4	5	13
Most consecutive points won	2	2	3	3	4	4	2	4
Greatest deficit overcome	-	-	-	-	2	-	1	2
Handedness/Grip								

Match/Team Match Statistics	Game			Match
	1	2	3	
Longest rally (strokes)	14	6	9	14
Average rally	5	4	5	4

#### Game Progress

1	KAWASAKI Mizue (JPN)	*0	2	*3	3	*3	5	*6	7	*8	9	*10	10	10	KHODKO Iuliia (UKR)	0	*0	1	*3	5	*5	6	*7	8	*9	10	*11	12				
2	KAWASAKI Mizue (JPN)	0	*0	1	*2	3	*4	5	*7	7	7	KHODKO Iuliia (UKR)	*0	2	*3	4	*5	6	*7	7	*9	11										
3	KAWASAKI Mizue (JPN)	*0	1	*2	3	*3	4	*5	6	*7	9	*10	10	*11	11	11	KHODKO Iuliia (UKR)	0	*1	2	*3	5	*6	7	*8	9	*9	10	*11	11	*12	13



FRI 21 JUL 2017

### Detailed Team Match Results

Start Time 11:00

TAKAOKA Risato (JPN)

1 - 3

VASYLIEVA Mariia (UKR)

Match 3		Match	1st Game	2nd Game	3rd Game	4th Game
TAKAOKA /	JPN	1	6	7	11	4
VASYLIEVA /	UKR	3	11	11	7	11
	Duration	16min	4min	5min	4min	3min

Team Match No: TD22

Table: Table 2

Umpires:

Player Statistics	TAKAOKA Risato (JPN)					VASYLIEVA Mariia (UKR)				
	Game				Match	Game				Match
	1	2	3	4		1	2	3	4	
Points won	6	7	11	4	28	11	11	7	11	40
Biggest lead	-	4	5	-	5	5	4	1	7	7
Points won on own serve	1	3	7	3	14	3	6	4	7	20
Points lost on own serve	8	5	3	4	20	5	4	4	1	14
Most consecutive points won	2	5	5	1	5	3	5	3	4	5
Greatest deficit overcome	-	-	1	-	1	-	4	-	-	4
Handedness/Grip	-					-				

Match/Team Match Statistics	Game				Match
	1	2	3	4	
Longest rally (strokes)	13	10	9	8	13
Average rally	5	4	4	4	4

#### Game Progress

1	TAKAOKA Risato (JPN)	*0	0	*1	1	*2	3	*5	5	*6	6
	VASYLIEVA Mariia (UKR)	0	*2	3	*5	6	*7	7	*9	10	11
2	TAKAOKA Risato (JPN)	0	*1	3	*5	6	*6	6	*7	7	7
	VASYLIEVA Mariia (UKR)	*0	1	*1	1	*2	4	*6	7	*9	11
3	TAKAOKA Risato (JPN)	*0	2	*2	3	*4	6	*8	9	*10	11
	VASYLIEVA Mariia (UKR)	0	*0	2	*3	4	*4	4	*5	6	7
4	TAKAOKA Risato (JPN)	0	*0	1	*1	2	*3	4	*4	4	
	VASYLIEVA Mariia (UKR)	*0	2	*3	5	*6	7	*8	10	11	

#### LEGEND

MS Men's Single

MT Men's Team

WS Women's Single

WT Women's Team

Note: "\*" server. The "Greatest deficit overcome" only applies when the player ends up winning the game.



FRI 21 JUL 2017

### Detailed Team Match Results

Start Time 16:00

China

3 - 2

Ukraine

Team Match No: TS23

Table: Table 1

Umpires:

Match 1			Match	1st Game	2nd Game	3rd Game	4th Game
A	HUANG Meng Ping	CHN	1	7	11	9	7
X	ZAVINOVSKA Karyna	UKR	3	11	2	11	11
Duration			20min	4min	3min	8min	5min

Match 2			Match	1st Game	2nd Game	3rd Game
B	SHI Ce	CHN	3	11	11	11
Y	KHODKO Iuliia	UKR	0	9	5	5
Duration			11min	4min	3min	4min

Match 3			Match	1st Game	2nd Game	3rd Game	4th Game
C	LIN /	CHN	1	11	9	7	7
Z	VASYLIEVA /	UKR	3	9	11	11	11
Duration			23min	5min	6min	6min	6min

Match 4			Match	1st Game	2nd Game	3rd Game
B	SHI Ce	CHN	3	11	11	11
X	ZAVINOVSKA Karyna	UKR	0	2	3	4
Duration			10min	3min	3min	4min

Match 5			Match	1st Game	2nd Game	3rd Game	4th Game
A	HUANG Meng Ping	CHN	3	11	11	8	11
Y	KHODKO Iuliia	UKR	1	8	9	11	9
Duration			20min	4min	6min	5min	5min

Duration of Team Match	01h24min
------------------------	----------

Player Statistics	China					Ukraine				
	Match				Team Match	Match				Team Match
	1	2	3	4		1	2	3	4	
Points won	34	33	34	33	175	35	19	42	9	142
Biggest lead	9	6	2	9	9	4	2	7	1	7
Points won on own serve	14	16	20	16	87	15	9	24	4	70
Points lost on own serve	20	10	18	5	72	20	17	14	17	88
Most consecutive points won	8	4	5	5	8	8	2	6	1	8
Greatest deficit overcome	-	2	3	1	3	5	-	1	-	5

Match/Team Match Statistics	Match				Team Match
	1	2	3	4	
Longest rally (strokes)	19	11	22	15	22
Average rally	6	5	8	5	6



FRI 21 JUL 2017

### Detailed Team Match Results

Start Time 16:00

HUANG Meng Ping (CHN)

1 - 3

ZAVINOVSKA Karyna (UKR)

Match 1		Match	1st Game	2nd Game	3rd Game	4th Game
HUANG Meng Ping	CHN	1	7	11	9	7
ZAVINOVSKA Karyna	UKR	3	11	2	11	11
	Duration	20min	4min	3min	8min	5min

Team Match No: TS23

Table: Table 1

Umpires:

Player Statistics	HUANG Meng Ping (CHN)					ZAVINOVSKA Karyna (UKR)				
	Game				Match	Game				Match
	1	2	3	4		1	2	3	4	
Points won	7	11	9	7	34	11	2	11	11	35
Biggest lead	1	9	5	1	9	4	-	3	4	4
Points won on own serve	2	5	4	3	14	3	1	5	6	15
Points lost on own serve	8	1	6	5	20	5	6	5	4	20
Most consecutive points won	2	8	3	3	8	4	1	8	5	8
Greatest deficit overcome	-	-	-	-	-	1	-	5	1	5
Handedness/Grip										

Match/Team Match Statistics	Game				Match
	1	2	3	4	
Longest rally (strokes)	13	9	11	19	19
Average rally	6	5	6	6	6

#### Game Progress

1	HUANG Meng Ping (CHN)	*0	1	*2	2	*4	4	*6	6	*6	7
	ZAVINOVSKA Karyna (UKR)	0	*1	2	*4	4	*6	6	*8	10	11
2	HUANG Meng Ping (CHN)	0	*2	4	*6	8	*9	10	11		
	ZAVINOVSKA Karyna (UKR)	*0	0	*0	0	*0	1	*2	2		
3	HUANG Meng Ping (CHN)	*0	1	*3	4	*6	7	*7	7	*7	8
	ZAVINOVSKA Karyna (UKR)	0	*1	1	*2	2	*3	5	*7	9	*10
4	HUANG Meng Ping (CHN)	0	*1	2	*2	2	*4	5	*5	6	7
	ZAVINOVSKA Karyna (UKR)	*0	1	*2	4	*6	6	*7	9	*10	11



FRI 21 JUL 2017

### Detailed Team Match Results

Start Time 16:00

SHI Ce (CHN)

3 - 0

KHODKO Iuliia (UKR)

Match 2		Match	1st Game	2nd Game	3rd Game
SHI Ce	CHN	3	11	11	11
KHODKO Iuliia	UKR	0	9	5	5
	Duration	11min	4min	3min	4min

Team Match No: TS23

Table: Table 1

Umpires:

Player Statistics	SHI Ce (CHN)				KHODKO Iuliia (UKR)			
	Game			Match	Game			Match
	1	2	3		1	2	3	
Points won	11	11	11	33	9	5	5	19
Biggest lead	4	6	6	6	2	1	2	2
Points won on own serve	6	4	6	16	5	1	3	9
Points lost on own serve	4	4	2	10	5	7	5	17
Most consecutive points won	4	3	4	4	2	1	2	2
Greatest deficit overcome	2	1	2	2	-	-	-	-
Handedness/Grip								

Match/Team Match Statistics	Game			Match
	1	2	3	
Longest rally (strokes)	6	9	11	11
Average rally	4	5	5	5

#### Game Progress

1	SHI Ce (CHN)	0	*0	2	*3	4	*6	8	*9	9	*10	11
	KHODKO Iuliia (UKR)	*0	2	*2	3	*4	4	*4	5	*7	8	9
2	SHI Ce (CHN)	*0	1	*3	4	*6	7	*8	9	11		
	KHODKO Iuliia (UKR)	0	*1	1	*2	2	*3	4	*5	5		
3	SHI Ce (CHN)	0	*0	2	*3	4	*6	7	*9	11		
	KHODKO Iuliia (UKR)	*0	2	*2	3	*4	4	*5	5	5		



FRI 21 JUL 2017

### Detailed Team Match Results

Start Time 16:00

LIN Huan (CHN)

1 - 3

VASYLIEVA Mariia (UKR)

Match 3		Match	1st Game	2nd Game	3rd Game	4th Game
LIN /	CHN	1	11	9	7	7
VASYLIEVA /	UKR	3	9	11	11	11
	Duration	23min	5min	6min	6min	6min

Team Match No: TD23

Table: Table 1

Umpires:

Player Statistics	LIN Huan (CHN)					VASYLIEVA Mariia (UKR)				
	Game				Match	Game				Match
	1	2	3	4		1	2	3	4	
Points won	11	9	7	7	34	9	11	11	11	42
Biggest lead	2	1	-	-	2	3	2	7	4	7
Points won on own serve	7	6	2	5	20	6	7	5	6	24
Points lost on own serve	3	4	6	5	18	4	3	5	2	14
Most consecutive points won	5	2	4	3	5	4	2	6	3	6
Greatest deficit overcome	3	-	-	-	3	-	1	-	-	1
Handedness/Grip	-					-				

Match/Team Match Statistics	Game				Match
	1	2	3	4	
Longest rally (strokes)	22	20	19	18	22
Average rally	8	7	9	9	8

#### Game Progress

1	LIN Huan (CHN)	0	*1	2	*2	4	*5	6	*6	7	*9	11
	VASYLIEVA Mariia (UKR)	*0	1	*2	4	*4	5	*6	8	*9	9	9
2	LIN Huan (CHN)	*0	1	*2	3	*4	5	*6	7	*7	9	9
	VASYLIEVA Mariia (UKR)	0	*1	2	*3	4	*5	6	*7	9	*9	11
3	LIN Huan (CHN)	0	*1	1	*1	1	*2	3	*5	6	7	7
	VASYLIEVA Mariia (UKR)	*0	1	*3	5	*7	8	*9	9	*10	11	11
4	LIN Huan (CHN)	*0	1	*1	2	*2	3	*4	6	*7	7	7
	VASYLIEVA Mariia (UKR)	0	*1	3	*4	6	*7	8	*8	9	11	11



FRI 21 JUL 2017

### Detailed Team Match Results

Start Time 16:00

SHI Ce (CHN)

3 - 0

ZAVINOVSKA Karyna (UKR)

Match 4		Match	1st Game	2nd Game	3rd Game
SHI Ce	CHN	3	11	11	11
ZAVINOVSKA Karyna	UKR	0	2	3	4
	Duration	10min	3min	3min	4min

Team Match No: TS23

Table: Table 1

Umpires:

Player Statistics	SHI Ce (CHN)				ZAVINOVSKA Karyna (UKR)			
	Game			Match	Game			Match
	1	2	3		1	2	3	
Points won	11	11	11	33	2	3	4	9
Biggest lead	9	8	7	9	-	-	1	1
Points won on own serve	4	7	5	16	-	2	2	4
Points lost on own serve	2	1	2	5	7	4	6	17
Most consecutive points won	5	5	5	5	1	1	1	1
Greatest deficit overcome	-	-	1	1	-	-	-	-
Handedness/Grip								

Match/Team Match Statistics	Game			Match
	1	2	3	
Longest rally (strokes)	10	12	15	15
Average rally	6	4	6	5

#### Game Progress

1	SHI Ce (CHN)	0	*2	3	*5	6	*8	10	11	
	ZAVINOVSKA Karyna (UKR)	*0	0	*1	1	*2	2	*2	2	
2	SHI Ce (CHN)	*0	2	*3	4	*6	8	*9	11	
	ZAVINOVSKA Karyna (UKR)	0	*0	1	*2	2	*2	3	3	
3	SHI Ce (CHN)	0	*1	2	*4	6	*7	8	*10	11
	ZAVINOVSKA Karyna (UKR)	*0	1	*2	2	*2	3	*4	4	4



FRI 21 JUL 2017

### Detailed Team Match Results

Start Time 16:00

**HUANG Meng Ping (CHN)**

**3 - 1**

**KHODKO Iuliia (UKR)**

Match 5		Match	1st Game	2nd Game	3rd Game	4th Game
<b>HUANG Meng Ping</b>	<b>CHN</b>	<b>3</b>	11	11	8	11
<b>KHODKO Iuliia</b>	<b>UKR</b>	<b>1</b>	8	9	11	9
	Duration	<b>20min</b>	4min	6min	5min	5min

Team Match No: TS23

Table: Table 1

Umpires:

Player Statistics	HUANG Meng Ping (CHN)					KHODKO Iuliia (UKR)				
	Game				Match	Game				Match
	1	2	3	4		1	2	3	4	
Points won	11	11	8	11	41	8	9	11	9	37
Biggest lead	3	2	2	4	4	2	3	3	-	3
Points won on own serve	7	6	2	6	21	5	5	3	5	18
Points lost on own serve	3	4	8	4	19	4	5	6	5	20
Most consecutive points won	5	3	2	4	5	3	3	3	4	4
Greatest deficit overcome	2	3	-	-	3	-	-	2	-	2
Handedness/Grip										

Match/Team Match Statistics	Game				Match
	1	2	3	4	
Longest rally (strokes)	13	13	10	9	13
Average rally	4	6	5	5	5

#### Game Progress

1	HUANG Meng Ping (CHN)	*0	1	*1	3	*4	5	*5	6	*8	10	11
	KHODKO Iuliia (UKR)	0	*1	3	*3	4	*5	7	*8	8	*8	8
2	HUANG Meng Ping (CHN)	0	*1	2	*3	4	*5	5	*6	8	*9	11
	KHODKO Iuliia (UKR)	*0	1	*2	3	*4	5	*7	8	*8	9	9
3	HUANG Meng Ping (CHN)	*0	1	*3	3	*4	4	*6	6	*7	8	8
	KHODKO Iuliia (UKR)	0	*1	1	*3	4	*6	6	*8	9	*10	11
4	HUANG Meng Ping (CHN)	0	*2	4	*4	5	*6	7	*9	9	*9	11
	KHODKO Iuliia (UKR)	*0	0	*0	2	*3	4	*5	5	*7	9	9

#### LEGEND

MS Men's Single

MT Men's Team

WS Women's Single

WT Women's Team

Note: "\*" server. The "Greatest deficit overcome" only applies when the player ends up winning the game.





FRI 21 JUL 2017

### Detailed Team Match Results

Start Time 11:00

India

1 - 3

Korea

Team Match No: TS25

Table: Table 4

Umpires:

Match 1		Match	1st Game	2nd Game	3rd Game
A	GHOSH Suravi	IND	0	9	8
X	LEE Jiyeun	KOR	3	11	11
Duration		16min	5min	5min	6min

Match 2		Match	1st Game	2nd Game	3rd Game	4th Game
B	GOMES Shineya	IND	1	12	8	4
Y	KIM Seoyoung	KOR	3	10	11	11
Duration		15min	4min	4min	2min	5min

Match 3		Match	1st Game	2nd Game	3rd Game	4th Game	5th Game
C	SAHA /	IND	3	7	8	12	11
Z	LEE /	KOR	2	11	11	10	3
Duration		20min	3min	3min	5min	3min	6min

Match 4		Match	1st Game	2nd Game	3rd Game	4th Game
A	GHOSH Suravi	IND	1	6	11	4
Y	KIM Seoyoung	KOR	3	11	8	11
Duration		17min	4min	5min	5min	3min

Duration of Team Match	01h08min
------------------------	----------

Player Statistics	India					Korea				
	Match				Team Match	Match				Team Match
	1	2	3	4		1	2	3	4	
Points won	26	34	50	22	132	33	44	45	41	163
Biggest lead	4	4	8	4	8	5	7	4	10	10
Points won on own serve	15	20	31	12	78	19	25	28	21	93
Points lost on own serve	14	19	17	20	70	11	14	19	10	54
Most consecutive points won	4	5	7	4	7	5	5	5	8	8
Greatest deficit overcome	-	-	1	1	1	4	2	1	-	4

Match/Team Match Statistics	Match				Team Match
	1	2	3	4	
Longest rally (strokes)	9	10	9	12	12
Average rally	4	3	3	4	3



FRI 21 JUL 2017

### Detailed Team Match Results

Start Time 11:00

GHOSH Suravi (IND)

0 - 3

LEE Jiyeun (KOR)

Match 1		Match	1st Game	2nd Game	3rd Game
GHOSH Suravi	IND	0	9	8	9
LEE Jiyeun	KOR	3	11	11	11
	Duration	16min	5min	5min	6min

Team Match No: TS25

Table: Table 4

Umpires:

Player Statistics	GHOSH Suravi (IND)				LEE Jiyeun (KOR)			
	Game			Match	Game			Match
	1	2	3		1	2	3	
Points won	9	8	9	26	11	11	11	33
Biggest lead	4	-	4	4	2	5	2	5
Points won on own serve	6	5	4	15	7	7	5	19
Points lost on own serve	4	4	6	14	3	3	5	11
Most consecutive points won	3	3	4	4	4	4	5	5
Greatest deficit overcome	-	-	-	-	4	-	4	4
Handedness/Grip								

Match/Team Match Statistics	Game			Match
	1	2	3	
Longest rally (strokes)	9	9	8	9
Average rally	4	4	3	4

#### Game Progress

1	GHOSH Suravi (IND)	*0	2	*3	4	*5	7	*7	8	*9	9	9
	LEE Jiyeun (KOR)	0	*0	1	*2	3	*3	5	*6	7	*9	11
2	GHOSH Suravi (IND)	0	*0	1	*1	2	*3	5	*6	7	*8	8
	LEE Jiyeun (KOR)	*0	2	*3	5	*6	7	*7	8	*9	10	11
3	GHOSH Suravi (IND)	*0	1	*2	3	*5	7	*7	7	*8	8	9
	LEE Jiyeun (KOR)	0	*1	2	*3	3	*3	5	*7	8	*10	11



FRI 21 JUL 2017

### Detailed Team Match Results

Start Time 11:00

GOMES Shineya (IND)

1 - 3

KIM Seoyoung (KOR)

Match 2		Match	1st Game	2nd Game	3rd Game	4th Game
GOMES Shineya	IND	1	12	8	4	10
KIM Seoyoung	KOR	3	10	11	11	12
	Duration	15min	4min	4min	2min	5min

Team Match No: TS25

Table: Table 4

Umpires:

Player Statistics	GOMES Shineya (IND)					KIM Seoyoung (KOR)				
	Game				Match	Game				Match
	1	2	3	4		1	2	3	4	
Points won	12	8	4	10	34	10	11	11	12	44
Biggest lead	4	1	-	2	4	-	4	7	3	7
Points won on own serve	7	4	3	6	20	6	6	6	7	25
Points lost on own serve	4	5	5	5	19	5	4	1	4	14
Most consecutive points won	3	5	1	5	5	3	5	4	4	5
Greatest deficit overcome	-	-	-	-	-	-	1	-	2	2
Handedness/Grip										

Match/Team Match Statistics	Game				Match
	1	2	3	4	
Longest rally (strokes)	10	6	7	6	10
Average rally	3	3	2	3	3

#### Game Progress

1	GOMES Shineya (IND)	*0	2	*3	4	*6	6	*7	9	*9	10	*10	11	12
	KIM Seoyoung (KOR)	0	*0	1	*2	2	*4	5	*5	7	*8	10	*10	10
2	GOMES Shineya (IND)	0	*0	0	*2	4	*5	5	*5	7	*8	8		
	KIM Seoyoung (KOR)	*0	2	*4	4	*4	5	*7	9	*9	10	11		
3	GOMES Shineya (IND)	*0	0	*1	2	*2	3	*3	4	4				
	KIM Seoyoung (KOR)	0	*2	3	*4	6	*7	9	*10	11				
4	GOMES Shineya (IND)	0	*0	1	*2	3	*4	6	*8	8	*8	10	*10	10
	KIM Seoyoung (KOR)	*0	2	*3	4	*5	6	*6	6	*8	10	*10	11	12



FRI 21 JUL 2017

### Detailed Team Match Results

Start Time 11:00

SAHA Poli (IND)

3 - 2

LEE Ahhyun (KOR)

Match 3		Match	1st Game	2nd Game	3rd Game	4th Game	5th Game
SAHA /	IND	3	7	8	12	11	12
LEE /	KOR	2	11	11	10	3	10
	Duration	20min	3min	3min	5min	3min	6min

Team Match No: TD25

Table: Table 4

Umpires:

Player Statistics	SAHA Poli (IND)						LEE Ahhyun (KOR)						
	Game					Match	Game					Match	
	1	2	3	4	5		1	2	3	4	5		
Points won	7	8	12	11	12	50	11	11	10	4	3	10	45
Biggest lead	-	1	5	8	3	8	4	4	-	-	1	4	4
Points won on own serve	6	7	5	7	6	31	9	8	4	2	5	28	28
Points lost on own serve	2	3	6	1	5	17	1	1	7	4	6	19	19
Most consecutive points won	2	2	3	7	3	7	3	3	5	2	4	5	5
Greatest deficit overcome	-	-	-	-	1	1	-	1	-	-	-	1	1
Handedness/Grip	-						-						

Match/Team Match Statistics	Game					Match
	1	2	3	4	5	
Longest rally (strokes)	9	6	8	7	9	9
Average rally	3	3	3	3	4	3

#### Game Progress

1	SAHA Poli (IND)	0	*0	2	*2	4	*4	5	*6	7	7	LEE Ahhyun (KOR)	*0	2	*2	4	*4	6	*7	8	*9	11						
2	SAHA Poli (IND)	*0	1	*1	2	*3	5	*5	6	*6	8	8	LEE Ahhyun (KOR)	0	*1	3	*4	5	*5	7	*8	10	*10	11				
3	SAHA Poli (IND)	0	*2	3	*4	5	*6	7	*9	10	*10	10	*11	12	LEE Ahhyun (KOR)	*0	0	*1	2	*3	4	*5	5	*6	8	*10	10	10
4	SAHA Poli (IND)	*0	2	*4	6	*7	8	*9	11	LEE Ahhyun (KOR)	0	*0	0	*0	1	*2	3	3										
5	SAHA Poli (IND)	0	*2	3	*4	5	*5	6	*7	8	*9	10	*11	12	LEE Ahhyun (KOR)	*0	0	*1	2	*3	5	*6	7	*8	9	*10	10	10



FRI 21 JUL 2017

### Detailed Team Match Results

Start Time 11:00

GHOSH Suravi (IND)

1 - 3

KIM Seoyoung (KOR)

Match 4		Match	1st Game	2nd Game	3rd Game	4th Game
GHOSH Suravi	IND	1	6	11	4	1
KIM Seoyoung	KOR	3	11	8	11	11
	Duration	17min	4min	5min	5min	3min

Team Match No: TS25

Table: Table 4

Umpires:

Player Statistics	GHOSH Suravi (IND)					KIM Seoyoung (KOR)				
	Game				Match	Game				Match
	1	2	3	4		1	2	3	4	
Points won	6	11	4	1	22	11	8	11	11	41
Biggest lead	-	4	-	-	4	5	1	7	10	10
Points won on own serve	3	7	1	1	12	5	6	4	6	21
Points lost on own serve	6	2	7	5	20	3	4	3	-	10
Most consecutive points won	3	4	2	1	4	5	2	4	8	8
Greatest deficit overcome	-	1	-	-	1	-	-	-	-	-
Handedness/Grip										

Match/Team Match Statistics	Game				Match
	1	2	3	4	
Longest rally (strokes)	11	9	12	7	12
Average rally	4	4	5	3	4

#### Game Progress

1	GHOSH Suravi (IND)	*0	1	*1	2	*4	5	*5	5	*6	6	
	KIM Seoyoung (KOR)	0	*1	3	*4	4	*5	7	*9	10	11	
2	GHOSH Suravi (IND)	0	*1	2	*3	5	*5	7	*9	10	*10	11
	KIM Seoyoung (KOR)	*0	1	*2	3	*3	5	*5	5	*6	8	8
3	GHOSH Suravi (IND)	*0	1	*1	1	*2	2	*4	4	4		
	KIM Seoyoung (KOR)	0	*1	3	*5	6	*8	8	*10	11		
4	GHOSH Suravi (IND)	0	*0	1	*1	1	*1	1				
	KIM Seoyoung (KOR)	*0	2	*3	5	*7	9	11				

#### LEGEND

MS Men's Single

MT Men's Team

WS Women's Single

WT Women's Team

Note: "\*" server. The "Greatest deficit overcome" only applies when the player ends up winning the game.



FRI 21 JUL 2017

### Detailed Team Match Results

Start Time 11:00

Poland

1 - 3

Hungary

Team Match No: TS26

Table: Table 8

Umpires:

Match 1			Match	1st Game	2nd Game	3rd Game	4th Game
A	ZYLA Iwona Ewa	POL	3	11	13	11	11
X	SZECSI Krisztina	HUN	1	3	11	13	2
Duration			14min	2min	5min	5min	2min

Match 2			Match	1st Game	2nd Game	3rd Game
B	DORSZ Monika	POL	0	3	4	7
Y	FEKETE Zsuzsanna	HUN	3	11	11	11
Duration			9min	2min	3min	4min

Match 4			Match	1st Game	2nd Game	3rd Game
A	ZYLA Iwona Ewa	POL	0	5	8	6
Y	FEKETE Zsuzsanna	HUN	3	11	11	11
Duration			11min	2min	5min	4min

Duration of Team Match	00h34min
------------------------	----------

Player Statistics	Poland			Team Match	Hungary			Team Match
	Match				Match			
	1	2	3		1	2	3	
Points won	46	14	-	79	29	33	-	95
Biggest lead	9	-	-	9	2	8	-	8
Points won on own serve	22	9	-	42	14	20	-	52
Points lost on own serve	15	13	-	43	24	5	-	37
Most consecutive points won	7	3	-	7	4	5	-	5
Greatest deficit overcome	1	-	-	1	3	-	-	3

Match/Team Match Statistics	Match			Team Match
	1	2	3	
Longest rally (strokes)	13	13	-	23
Average rally	4	4	-	5



FRI 21 JUL 2017

### Detailed Team Match Results

Start Time 11:00

ZYLA Iwona Ewa (POL)

3 - 1

SZECSI Krisztina (HUN)

Match 1		Match	1st Game	2nd Game	3rd Game	4th Game
ZYLA Iwona Ewa	POL	3	11	13	11	11
SZECSI Krisztina	HUN	1	3	11	13	2
	Duration	14min	2min	5min	5min	2min

Team Match No: TS26

Table: Table 8

Umpires:

Player Statistics	ZYLA Iwona Ewa (POL)					SZECSI Krisztina (HUN)				
	Game				Match	Game				Match
	1	2	3	4		1	2	3	4	
Points won	11	13	11	11	46	3	11	13	2	29
Biggest lead	8	5	3	9	9	-	1	2	-	2
Points won on own serve	5	7	3	7	22	2	6	4	2	14
Points lost on own serve	1	5	9	-	15	6	6	8	4	24
Most consecutive points won	7	5	3	7	7	1	4	3	1	4
Greatest deficit overcome	-	1	-	-	1	-	-	3	-	3
Handedness/Grip										

Match/Team Match Statistics	Game				Match
	1	2	3	4	
Longest rally (strokes)	11	11	13	8	13
Average rally	4	5	4	4	4

#### Game Progress

1	ZYLA Iwona Ewa (POL)	0	*2	3	*4	6	*8	10	11	SZECSI Krisztina (HUN)	*0	0	*1	2	*2	2	*2	3														
2	ZYLA Iwona Ewa (POL)	*0	2	*2	4	*6	7	*8	8	*9	9	*10	11	*11	12	13	SZECSI Krisztina (HUN)	0	*0	2	*2	2	*3	4	*6	7	*9	10	*10	11	*11	11
3	ZYLA Iwona Ewa (POL)	0	*1	2	*3	3	*5	6	*8	9	*10	10	*11	11	*11	11	SZECSI Krisztina (HUN)	*0	1	*2	3	*5	5	*6	6	*7	8	*10	10	*11	12	13
4	ZYLA Iwona Ewa (POL)	*0	2	*4	6	*7	9	*10	11	SZECSI Krisztina (HUN)	0	*0	0	*0	1	*1	2	2														



FRI 21 JUL 2017

### Detailed Team Match Results

Start Time 11:00

DORSZ Monika (POL)

0 - 3

FEKETE Zsuzsanna (HUN)

Match 2		Match	1st Game	2nd Game	3rd Game
DORSZ Monika	POL	0	3	4	7
FEKETE Zsuzsanna	HUN	3	11	11	11
	Duration	9min	2min	3min	4min

Team Match No: TS26

Table: Table 8

Umpires:

Player Statistics	DORSZ Monika (POL)				FEKETE Zsuzsanna (HUN)			
	Game			Match	Game			Match
	1	2	3		1	2	3	
Points won	3	4	7	14	11	11	11	33
Biggest lead	-	-	-	-	8	7	6	8
Points won on own serve	3	2	4	9	8	5	7	20
Points lost on own serve	3	6	4	13	-	2	3	5
Most consecutive points won	1	1	3	3	4	5	5	5
Greatest deficit overcome	-	-	-	-	-	-	-	-
Handedness/Grip								

Match/Team Match Statistics	Game			Match
	1	2	3	
Longest rally (strokes)	5	6	13	13
Average rally	2	4	5	4

#### Game Progress

1	DORSZ Monika (POL)	0	*0	1	*1	2	*2	3	3
	FEKETE Zsuzsanna (HUN)	*0	2	*3	5	*6	8	*9	11
2	DORSZ Monika (POL)	*0	0	*1	2	*2	2	*3	4
	FEKETE Zsuzsanna (HUN)	0	*2	3	*4	6	*8	9	*10
3	DORSZ Monika (POL)	0	*0	0	*1	1	*2	4	*4
	FEKETE Zsuzsanna (HUN)	*0	2	*4	5	*7	8	*8	10





FRI 21 JUL 2017  
Start Time 11:00

### Detailed Team Match Results

DORSZ Monika (POL)

0 - 3

FEKETE Zsuzsanna (HUN)



FRI 21 JUL 2017

### Detailed Team Match Results

Start Time 11:00

ZYLA Iwona Ewa (POL)

0 - 3

FEKETE Zsuzsanna (HUN)

Match 4		Match	1st Game	2nd Game	3rd Game
ZYLA Iwona Ewa	POL	0	5	8	6
FEKETE Zsuzsanna	HUN	3	11	11	11
	Duration	11min	2min	5min	4min

Team Match No: TS26

Table: Table 8

Umpires:

Player Statistics	ZYLA Iwona Ewa (POL)				FEKETE Zsuzsanna (HUN)			
	Game			Match	Game			Match
	1	2	3		1	2	3	
Points won	5	8	6	19	11	11	11	33
Biggest lead	-	1	-	1	7	3	5	7
Points won on own serve	4	4	3	11	7	5	6	18
Points lost on own serve	4	6	5	15	1	4	3	8
Most consecutive points won	2	3	2	3	4	4	4	4
Greatest deficit overcome	-	-	-	-	-	1	-	1
Handedness/Grip								

Match/Team Match Statistics	Game			Match
	1	2	3	
Longest rally (strokes)	13	23	15	23
Average rally	4	9	7	7

#### Game Progress

1	ZYLA Iwona Ewa (POL)	0	*0	1	*1	2	*2	3	*4	5	
	FEKETE Zsuzsanna (HUN)	*0	2	*3	5	*6	8	*9	10	11	
2	ZYLA Iwona Ewa (POL)	*0	1	*2	2	*3	5	*6	6	*7	8
	FEKETE Zsuzsanna (HUN)	0	*1	2	*4	5	*5	6	*8	9	*10
3	ZYLA Iwona Ewa (POL)	0	*1	1	*1	2	*4	5	*5	6	6
	FEKETE Zsuzsanna (HUN)	*0	1	*3	5	*6	6	*7	9	*10	11

#### LEGEND

MS Men's Single

MT Men's Team

WS Women's Single

WT Women's Team

Note: "\*" server. The "Greatest deficit overcome" only applies when the player ends up winning the game.



FRI 21 JUL 2017

### Detailed Team Match Results

Start Time 11:00

Turkey

3 - 1

Croatia

Team Match No: TS27

Table: Table 10

Umpires:

Match 1			Match	1st Game	2nd Game	3rd Game
A	AKYAZ Meltem	TUR	0	8	3	8
X	HRIBAR Anamarija	CRO	3	11	11	11
Duration			7min	3min	1min	3min

Match 2			Match	1st Game	2nd Game	3rd Game
B	AKYUZ Dilem	TUR	3	11	11	11
Y	MARIC Stana	CRO	0	7	3	5
Duration			8min	3min	2min	3min

Match 3			Match	1st Game	2nd Game	3rd Game	4th Game
C	KAHRAMAN /	TUR	3	4	11	11	11
Z	BALDER /	CRO	1	11	7	7	7
Duration			10min	2min	4min	2min	2min

Match 4			Match	1st Game	2nd Game	3rd Game	4th Game	5th Game
B	AKYUZ Dilem	TUR	3	6	9	11	11	11
X	HRIBAR Anamarija	CRO	2	11	11	8	7	6
Duration			16min	2min	4min	3min	3min	4min

Duration of Team Match	00h41min
------------------------	----------

Player Statistics	Turkey					Team Match	Croatia					Team Match
	Match						Match					
	1	2	3	4	5		1	2	3	4	5	
Points won	19	33	37	48	-	137	33	15	32	43	-	123
Biggest lead	1	8	6	5	-	8	8	-	7	5	-	8
Points won on own serve	12	18	21	23	-	74	19	9	18	21	-	67
Points lost on own serve	14	6	14	22	-	56	7	15	16	25	-	63
Most consecutive points won	2	6	4	5	-	6	4	2	6	4	-	6
Greatest deficit overcome	-	-	3	1	-	3	1	-	-	1	-	1

Match/Team Match Statistics	Match					Team Match
	1	2	3	4	5	
Longest rally (strokes)	10	9	10	14	-	14
Average rally	4	4	3	5	-	4



FRI 21 JUL 2017  
Start Time 11:00

### Detailed Team Match Results

AKYAZ Meltem (TUR)

0 - 3

HRIBAR Anamarija (CRO)

Match 1	Match	1st Game	2nd Game	3rd Game
AKYAZ Meltem TUR	0	8	3	8
HRIBAR Anamarija CRO	3	11	11	11
Duration	7min	3min	1min	3min

Team Match No: TS27 Table: Table 10 Umpires:

Player Statistics	AKYAZ Meltem (TUR)				HRIBAR Anamarija (CRO)			
	Game			Match	Game			Match
	1	2	3		1	2	3	
Points won	8	3	8	19	11	11	11	33
Biggest lead	-	-	1	1	4	8	3	8
Points won on own serve	5	2	5	12	6	7	6	19
Points lost on own serve	5	4	5	14	3	1	3	7
Most consecutive points won	2	1	2	2	2	4	2	4
Greatest deficit overcome	-	-	-	-	-	-	1	1
Handedness/Grip								

Match/Team Match Statistics	Game			Match
	1	2	3	
Longest rally (strokes)	7	8	10	10
Average rally	3	3	5	4

#### Game Progress

1	AKYAZ Meltem (TUR)	*0	0	*1	2	*2	4	*4	5	*7	8	8
	HRIBAR Anamarija (CRO)	0	*2	3	*4	6	*6	8	*9	9	*10	11
2	AKYAZ Meltem (TUR)	0	*0	0	*1	2	*2	3	3			
	HRIBAR Anamarija (CRO)	*0	2	*4	5	*6	8	*9	11			
3	AKYAZ Meltem (TUR)	*0	1	*2	3	*3	4	*5	6	*7	8	8
	HRIBAR Anamarija (CRO)	0	*1	2	*3	5	*6	7	*8	9	*10	11



FRI 21 JUL 2017  
Start Time 11:00

### Detailed Team Match Results

AKYUZ Dilem (TUR)

3 - 0

MARIC Stana (CRO)

Match 2		Match	1st Game	2nd Game	3rd Game
AKYUZ Dilem	TUR	3	11	11	11
MARIC Stana	CRO	0	7	3	5
	Duration	8min	3min	2min	3min

Team Match No: TS27 Table: Table 10 Umpires:

Player Statistics	AKYUZ Dilem (TUR)				MARIC Stana (CRO)			
	Game			Match	Game			Match
	1	2	3		1	2	3	
Points won	11	11	11	33	7	3	5	15
Biggest lead	5	8	6	8	-	-	-	-
Points won on own serve	5	8	5	18	4	3	2	9
Points lost on own serve	3	-	3	6	6	3	6	15
Most consecutive points won	4	6	5	6	2	2	2	2
Greatest deficit overcome	-	-	-	-	-	-	-	-
Handedness/Grip								

Match/Team Match Statistics	Game			Match
	1	2	3	
Longest rally (strokes)	7	8	9	9
Average rally	4	4	5	4

#### Game Progress

1	AKYUZ Dilem (TUR)	0	*1	3	*5	5	*6	8	*9	10	11
	MARIC Stana (CRO)	*0	1	*1	1	*3	4	*4	5	*6	7
2	AKYUZ Dilem (TUR)	*0	2	*3	5	*5	7	*9	11		
	MARIC Stana (CRO)	0	*0	1	*1	3	*3	3	3		
3	AKYUZ Dilem (TUR)	0	*1	3	*5	6	*7	8	*10	11	
	MARIC Stana (CRO)	*0	1	*1	1	*2	3	*4	4	5	



FRI 21 JUL 2017

### Detailed Team Match Results

Start Time 11:00

KAHRAMAN Emine (TUR)

3 - 1

BALDER Paola (CRO)

Match 3		Match	1st Game	2nd Game	3rd Game	4th Game
KAHRAMAN /	TUR	3	4	11	11	11
BALDER /	CRO	1	11	7	7	7
	Duration	10min	2min	4min	2min	2min

Team Match No: TD27

Table: Table 10

Umpires:

Player Statistics	KAHRAMAN Emine (TUR)					BALDER Paola (CRO)				
	Game				Match	Game				Match
	1	2	3	4		1	2	3	4	
Points won	4	11	11	11	37	11	7	7	7	32
Biggest lead	-	4	4	6	6	7	-	3	-	7
Points won on own serve	2	7	4	8	21	6	4	3	5	18
Points lost on own serve	5	3	4	2	14	2	4	7	3	16
Most consecutive points won	2	3	4	3	4	6	3	3	2	6
Greatest deficit overcome	-	-	3	-	3	-	-	-	-	-
Handedness/Grip	-					-				

Match/Team Match Statistics	Game				Match
	1	2	3	4	
Longest rally (strokes)	9	9	6	10	10
Average rally	4	4	2	3	3

#### Game Progress

1	KAHRAMAN Emine (TUR)	0	*0	1	*1	1	*2	3	*4	4	BALDER Paola (CRO)	*0	2	*3	5	*7	8	*9	10	11		
2	KAHRAMAN Emine (TUR)	*0	1	*3	4	*4	6	*7	8	*9	11	BALDER Paola (CRO)	0	*1	1	*2	4	*4	5	*6	7	7
3	KAHRAMAN Emine (TUR)	0	*0	1	*3	4	*5	7	*9	9	11	BALDER Paola (CRO)	*0	2	*3	3	*4	5	*5	5	*7	7
4	KAHRAMAN Emine (TUR)	*0	2	*3	5	*6	8	*8	9	*10	11	BALDER Paola (CRO)	0	*0	1	*1	2	*2	4	*5	6	7



FRI 21 JUL 2017

### Detailed Team Match Results

Start Time 11:00

**AKYUZ Dilem (TUR)**

**3 - 2**

**HRIBAR Anamarija (CRO)**

Match 4		Match	1st Game	2nd Game	3rd Game	4th Game	5th Game
AKYUZ Dilem	TUR	3	6	9	11	11	11
HRIBAR Anamarija	CRO	2	11	11	8	7	6
	Duration	16min	2min	4min	3min	3min	4min

Team Match No: TS27

Table: Table 10

Umpires:

Player Statistics	AKYUZ Dilem (TUR)						HRIBAR Anamarija (CRO)					
	Game					Match	Game					Match
	1	2	3	4	5		1	2	3	4	5	
Points won	6	9	11	11	11	48	11	11	8	7	6	43
Biggest lead	1	1	3	4	5	5	5	2	1	-	-	5
Points won on own serve	2	6	5	5	5	23	5	7	4	2	3	21
Points lost on own serve	6	4	4	5	3	22	4	3	6	6	6	25
Most consecutive points won	5	2	3	4	4	5	4	2	4	3	2	4
Greatest deficit overcome	-	-	1	-	-	1	1	1	-	-	-	1
Handedness/Grip												

Match/Team Match Statistics	Game					Match
	1	2	3	4	5	
Longest rally (strokes)	8	14	10	11	12	14
Average rally	4	5	4	5	4	5

#### Game Progress

1	AKYUZ Dilem (TUR)	0	*0	0	*2	4	*5	5	*6	6	6
	HRIBAR Anamarija (CRO)	*0	2	*4	4	*4	5	*7	8	*10	11
2	AKYUZ Dilem (TUR)	*0	1	*2	3	*4	5	*6	7	*7	9
	HRIBAR Anamarija (CRO)	0	*1	2	*3	4	*5	6	*7	9	*9
3	AKYUZ Dilem (TUR)	0	*2	3	*4	5	*5	6	*8	9	*10
	HRIBAR Anamarija (CRO)	*0	0	*1	2	*3	5	*6	6	*7	8
4	AKYUZ Dilem (TUR)	*0	2	*4	4	*5	6	*7	8	*10	11
	HRIBAR Anamarija (CRO)	0	*0	0	*2	3	*4	5	*6	6	7
5	AKYUZ Dilem (TUR)	0	*2	3	*4	5	*5	7	*9	10	11
	HRIBAR Anamarija (CRO)	*0	0	*1	2	*3	5	*5	5	*6	6

#### LEGEND

MS Men's Single

MT Men's Team

WS Women's Single

WT Women's Team

Note: "\*" server. The "Greatest deficit overcome" only applies when the player ends up winning the game.







SUN 23 JUL 2017

Start Time 09:00

## Match Results

ODUPITAN / JIMOH (NGR)

0 - 4

OLCAS / AKYAZ (TUR)

### Game Summary

		Match
ODUPITAN / JIMOH	NGR	0
OLCAS / AKYAZ	TUR	4
Duration		0min

Match No: XD6

Table: Table 8

Umpires:

### LEGEND

\* Server

**MS** Men's Single

**MT** Men's Team

**No.** Number

**WS** Women's Single

**WT** Women's Team

**Note:** The "Greatest deficit overcome" only applies when the player ends up winning the game.

TTX002606\_73A 2.0

Page 1 / 1

Report Created SUN 23 JUL 2017 13:07





SUN 23 JUL 2017

## Match Results

Start Time 09:00

ASTAFYEV / KUDRIASHOVA (RUS)

4 - 1

SCHÖLZEL / MOLL (GER)

### Game Summary

		Match	1st Game	2nd Game	3rd Game	4th Game	5th Game
ASTAFYEV / KUDRIASHOVA	RUS	4	12	5	11	11	12
SCHÖLZEL / MOLL	GER	1	10	11	9	5	10
Duration		22min	5min	3min	5min	3min	6min

Match No: XD11

Table: Table 7

Umpires:

Player Statistics	ASTAFYEV / KUDRIASHOVA (RUS)						SCHÖLZEL / MOLL (GER)					
	Game					Match	Game					Match
	1	2	3	4	5		1	2	3	4	5	
Points won	12	5	11	11	12	51	10	11	9	5	10	45
Biggest lead	2	-	2	6	3	6	3	6	2	2	3	6
Points won on own serve	5	3	6	6	7	27	4	6	5	3	6	24
Points lost on own serve	6	5	4	2	4	21	7	2	5	5	5	24
Most consecutive points won	4	1	3	5	4	5	3	5	2	2	3	5
Greatest deficit overcome	3	-	2	2	3	3	-	-	-	-	-	-
Handedness/Grip	-						-					

Game/Match Statistics	Game					Match
	1	2	3	4	5	
Longest rally (strokes)	7	9	8	4	7	9
Average rally	4	4	4	3	3	4

### Game Progress

1	ASTAFYEV / KUDRIASHOVA (RUS)	*0	1	*2	2	*4	4	*5	7	*8	9	*10	11	12
	SCHÖLZEL / MOLL (GER)	0	*1	2	*4	4	*6	7	*7	8	*9	10	*10	10
2	ASTAFYEV / KUDRIASHOVA (RUS)	0	*1	2	*2	3	*3	3	*4	5				
	SCHÖLZEL / MOLL (GER)	*0	1	*2	4	*5	7	*9	10	11				
3	ASTAFYEV / KUDRIASHOVA (RUS)	*0	1	*2	2	*3	5	*6	7	*8	10	11		
	SCHÖLZEL / MOLL (GER)	0	*1	2	*4	5	*5	6	*7	8	*8	9		
4	ASTAFYEV / KUDRIASHOVA (RUS)	0	*0	2	*3	4	*6	7	*9	11				
	SCHÖLZEL / MOLL (GER)	*0	2	*2	3	*4	4	*5	5	5				
5	ASTAFYEV / KUDRIASHOVA (RUS)	*0	0	*1	3	*4	6	*7	8	*9	10	*10	11	12
	SCHÖLZEL / MOLL (GER)	0	*2	3	*3	4	*4	5	*6	7	*8	10	*10	10

### LEGEND

\* Server

MS Men's Single

MT Men's Team

No. Number

WS Women's Single

WT Women's Team

Note: The "Greatest deficit overcome" only applies when the player ends up winning the game.

TTX002611\_73A 1.0

Page 1 / 1

Report Created SUN 23 JUL 2017 11:30





SUN 23 JUL 2017

### Match Results

Start Time 09:00

TIMUCIN / AKYUZ (TUR)

4 - 2

MUKHERJEE / SAHA (IND)

#### Game Summary

		Match	1st Game	2nd Game	3rd Game	4th Game	5th Game	6th Game
TIMUCIN / AKYUZ	TUR	4	10	11	11	7	11	11
MUKHERJEE / SAHA	IND	2	12	4	7	11	7	9
	Duration	25min	5min	3min	3min	4min	4min	6min

Match No: XD14

Table: Table 5

Umpires:

Player Statistics	TIMUCIN / AKYUZ (TUR)							Match	MUKHERJEE / SAHA (IND)							Match
	Game								Game							
	1	2	3	4	5	6			1	2	3	4	5	6		
Points won	10	11	11	7	11	11	61	12	4	7	11	7	9	50		
Biggest lead	2	8	5	-	4	3	8	5	-	-	6	3	1	6		
Points won on own serve	7	7	5	3	7	5	34	8	4	2	6	4	4	28		
Points lost on own serve	4	-	5	5	3	5	22	3	4	6	4	4	6	27		
Most consecutive points won	3	4	4	4	6	4	6	6	2	5	5	4	2	6		
Greatest deficit overcome	-	-	-	-	3	1	3	2	-	-	-	-	-	2		
Handedness/Grip	-								-							

Game/Match Statistics	Game						Match
	1	2	3	4	5	6	
Longest rally (strokes)	8	7	9	11	6	7	11
Average rally	4	3	2	4	3	4	4

#### Game Progress

1	TIMUCIN / AKYUZ (TUR)	*0	2	*2	2	*2	3	*4	6	*7	9	*10	10	10	MUKHERJEE / SAHA (IND)	0	*0	2	*4	6	*7	8	*8	9	*9	10	*11	12
2	TIMUCIN / AKYUZ (TUR)	0	*2	4	*5	7	*8	10	*10	11	MUKHERJEE / SAHA (IND)	*0	0	*0	1	*1	2	*2	4	4								
3	TIMUCIN / AKYUZ (TUR)	*0	2	*4	4	*6	7	*7	7	*9	11	MUKHERJEE / SAHA (IND)	0	*0	0	*2	2	*3	5	*7	7	7						
4	TIMUCIN / AKYUZ (TUR)	0	*0	1	*2	2	*2	4	*6	6	7	MUKHERJEE / SAHA (IND)	*0	2	*3	4	*6	8	*8	8	*10	11						
5	TIMUCIN / AKYUZ (TUR)	*0	1	*2	2	*3	5	*5	7	*9	11	MUKHERJEE / SAHA (IND)	0	*1	2	*4	5	*5	7	*7	7	7						
6	TIMUCIN / AKYUZ (TUR)	0	*1	2	*3	4	*5	6	*8	9	*10	11	MUKHERJEE / SAHA (IND)	*0	1	*2	3	*4	5	*6	6	*7	8	9				

#### LEGEND

\* Server

MS Men's Single

MT Men's Team

No. Number

WS Women's Single

WT Women's Team

Note: The "Greatest deficit overcome" only applies when the player ends up winning the game.

TTX002614\_73A 1.0

Report Created SUN 23 JUL 2017 11:29

Page 1 / 1



SUN 23 JUL 2017

### Match Results

Start Time 09:00

KIM / KIM (KOR)

1 - 4

TIAN / HUANG (CHN)

#### Game Summary

		Match	1st Game	2nd Game	3rd Game	4th Game	5th Game
KIM / KIM	KOR	1	3	11	6	6	5
TIAN / HUANG	CHN	4	11	8	11	11	11
Duration		20min	3min	4min	4min	5min	4min

Match No: XD19

Table: Table 4

Umpires:

Player Statistics	KIM / KIM (KOR)						TIAN / HUANG (CHN)					
	Game					Match	Game					Match
	1	2	3	4	5		1	2	3	4	5	
Points won	3	11	6	6	5	31	11	8	11	11	11	52
Biggest lead	-	3	-	-	1	3	8	-	7	5	6	8
Points won on own serve	2	6	4	3	2	17	7	4	7	5	5	28
Points lost on own serve	4	4	4	6	6	24	1	5	2	3	3	14
Most consecutive points won	2	3	3	2	3	3	6	2	5	3	5	6
Greatest deficit overcome	-	-	-	-	-	-	-	-	-	-	1	1
Handedness/Grip	-						-					

Game/Match Statistics	Game					Match
	1	2	3	4	5	
Longest rally (strokes)	6	5	9	8	7	9
Average rally	3	3	3	4	3	3

#### Game Progress

1	KIM / KIM (KOR)	0	*0	0	*1	3	*3	3	3		
	TIAN / HUANG (CHN)	*0	2	*4	5	*5	7	*9	11		
2	KIM / KIM (KOR)	*0	1	*3	4	*4	5	*7	8	*8	11
	TIAN / HUANG (CHN)	0	*1	1	*2	4	*5	5	*6	8	*8
3	KIM / KIM (KOR)	0	*0	1	*2	2	*2	3	*4	6	6
	TIAN / HUANG (CHN)	*0	2	*3	4	*6	8	*9	10	*10	11
4	KIM / KIM (KOR)	*0	1	*1	2	*3	3	*5	6	*6	6
	TIAN / HUANG (CHN)	0	*1	3	*4	5	*7	7	*8	10	11
5	KIM / KIM (KOR)	0	*1	1	*3	4	*4	5	*5	5	
	TIAN / HUANG (CHN)	*0	1	*3	3	*4	6	*7	9	11	

#### LEGEND

\* Server

MS Men's Single

MT Men's Team

No. Number

WS Women's Single

WT Women's Team

Note: The "Greatest deficit overcome" only applies when the player ends up winning the game.

TTX002619\_73A 1.0

Page 1 / 1

Report Created SUN 23 JUL 2017 11:29



SUN 23 JUL 2017

### Match Results

Start Time 09:00

MECHAU / WERNHARDT (GER)

0 - 4

YAKOVENKO / VASYLIEVA (UKR)

#### Game Summary

		Match	1st Game	2nd Game	3rd Game	4th Game
MECHAU / WERNHARDT	GER	0	7	2	8	2
YAKOVENKO / VASYLIEVA	UKR	4	11	11	11	11
Duration		14min	5min	2min	4min	3min

Match No: XD22

Table: Table 3

Umpires:

Player Statistics	MECHAU / WERNHARDT (GER)					YAKOVENKO / VASYLIEVA (UKR)				
	Game				Match	Game				Match
	1	2	3	4		1	2	3	4	
Points won	7	2	8	2	19	11	11	11	11	44
Biggest lead	1	1	1	-	1	4	9	6	9	9
Points won on own serve	4	1	3	1	9	7	5	5	5	22
Points lost on own serve	4	6	6	6	22	3	1	5	1	10
Most consecutive points won	4	2	3	1	4	5	10	5	6	10
Greatest deficit overcome	-	-	-	-	-	1	1	1	-	1
Handedness/Grip	-					-				

Game/Match Statistics	Game				Match
	1	2	3	4	
Longest rally (strokes)	8	7	8	7	8
Average rally	3	4	4	4	4

#### Game Progress

1	MECHAU / WERNHARDT (GER)	0	*0	1	*2	4	*5	5	*5	6	7
	YAKOVENKO / VASYLIEVA (UKR)	*0	2	*3	4	*4	5	*7	9	*10	11
2	MECHAU / WERNHARDT (GER)	*0	1	*2	2	*2	2	*2	2		
	YAKOVENKO / VASYLIEVA (UKR)	0	*1	2	*4	6	*8	10	11		
3	MECHAU / WERNHARDT (GER)	0	*1	2	*2	3	*3	3	*5	6	*8
	YAKOVENKO / VASYLIEVA (UKR)	*0	1	*2	4	*5	7	*9	9	*10	11
4	MECHAU / WERNHARDT (GER)	*0	0	*0	0	*1	2	*2	2		
	YAKOVENKO / VASYLIEVA (UKR)	0	*2	4	*6	7	*8	10	11		

#### LEGEND

\* Server

MS Men's Single

MT Men's Team

No. Number

WS Women's Single

WT Women's Team

Note: The "Greatest deficit overcome" only applies when the player ends up winning the game.

TTX002622\_73A 1.0

Page 1 / 1

Report Created SUN 23 JUL 2017 11:28



SUN 23 JUL 2017

## Match Results

Start Time 09:00

EZEKWUDO / ANIMASHAUN (NGR) 0 - 4

AYALA / MONTIEL (COL)

### Game Summary

		Match
EZEKWUDO / ANIMASHAUN	NGR	0
AYALA / MONTIEL	COL	4
Duration		0min

Match No: XD27

Table: Table 2

Umpires:

### LEGEND

\* Server

MS Men's Single

MT Men's Team

No. Number

WS Women's Single

WT Women's Team

**Note:** The "Greatest deficit overcome" only applies when the player ends up winning the game.

TTX002627\_73A 1.0

Page 1 / 1

Report Created SUN 23 JUL 2017 11:32





SUN 23 JUL 2017

### Match Results

Start Time 09:00

**CHULKOV / MARKOVICH (RUS)**

**4 - 0**

**HRIBAR / HRIBAR (CRO)**

#### Game Summary

		Match	1st Game	2nd Game	3rd Game	4th Game
<b>CHULKOV / MARKOVICH</b>	<b>RUS</b>	<b>4</b>	11	11	11	11
<b>HRIBAR / HRIBAR</b>	<b>CRO</b>	<b>0</b>	8	5	6	6
	Duration	<b>10min</b>	1min	3min	3min	3min

Match No: XD30

Table: Table 1

Umpires:

Player Statistics	CHULKOV / MARKOVICH (RUS)					HRIBAR / HRIBAR (CRO)				
	Game				Match	Game				Match
	1	2	3	4		1	2	3	4	
Points won	11	11	11	11	<b>44</b>	8	5	6	6	<b>25</b>
Biggest lead	5	6	5	6	<b>6</b>	-	-	4	1	<b>4</b>
Points won on own serve	6	5	7	7	<b>25</b>	5	2	5	4	<b>16</b>
Points lost on own serve	3	3	1	2	<b>9</b>	5	6	4	4	<b>19</b>
Most consecutive points won	5	4	6	4	<b>6</b>	5	3	3	2	<b>5</b>
Greatest deficit overcome	-	-	4	1	<b>4</b>	-	-	-	-	<b>-</b>
Handedness/Grip	-					-				

Game/Match Statistics	Game				Match
	1	2	3	4	
Longest rally (strokes)	3	8	7	8	<b>8</b>
Average rally	1	4	3	4	<b>3</b>

#### Game Progress

1	<b>CHULKOV / MARKOVICH (RUS)</b>	0	*2	4	*5	5	*5	7	*7	8	*10	<b>11</b>
	<b>HRIBAR / HRIBAR (CRO)</b>	*0	0	*0	1	*3	5	*5	7	*8	8	<b>8</b>
2	<b>CHULKOV / MARKOVICH (RUS)</b>	*0	2	*3	5	*6	6	*8	9	<b>11</b>		
	<b>HRIBAR / HRIBAR (CRO)</b>	0	*0	1	*1	2	*4	4	*5	5		
3	<b>CHULKOV / MARKOVICH (RUS)</b>	0	*0	1	*1	3	*5	7	*8	10	<b>11</b>	
	<b>HRIBAR / HRIBAR (CRO)</b>	*0	2	*3	5	*5	5	*5	6	*6	<b>6</b>	
4	<b>CHULKOV / MARKOVICH (RUS)</b>	*0	1	*2	3	*5	7	*8	10	*10	<b>11</b>	
	<b>HRIBAR / HRIBAR (CRO)</b>	0	*1	2	*3	3	*3	4	*4	6	<b>6</b>	

#### LEGEND

\* Server

**MS** Men's Single

**MT** Men's Team

**No.** Number

**WS** Women's Single

**WT** Women's Team

**Note:** The "Greatest deficit overcome" only applies when the player ends up winning the game.

TTX002630\_73A 1.0

Page 1 / 1

Report Created SUN 23 JUL 2017 11:25





SUN 23 JUL 2017

### Match Results

Start Time 09:45

WANG / SHI (CHN)

4 - 0

RUTOWSKI / ZYLA (POL)

#### Game Summary

		Match	1st Game	2nd Game	3rd Game	4th Game
WANG / SHI	CHN	4	11	11	11	11
RUTOWSKI / ZYLA	POL	0	5	5	4	5
Duration		13min	3min	4min	3min	3min

Match No: XD33

Table: Table 1

Umpires:

Player Statistics	WANG / SHI (CHN)					RUTOWSKI / ZYLA (POL)				
	Game				Match	Game				Match
	1	2	3	4		1	2	3	4	
Points won	11	11	11	11	44	5	5	4	5	19
Biggest lead	6	6	7	6	7	1	1	1	-	1
Points won on own serve	5	6	4	6	21	2	3	-	3	8
Points lost on own serve	3	2	4	2	11	6	5	7	3	21
Most consecutive points won	7	5	7	4	7	2	2	2	3	3
Greatest deficit overcome	1	1	1	-	1	-	-	-	-	-
Handedness/Grip	-					-				

Game/Match Statistics	Game				Match
	1	2	3	4	
Longest rally (strokes)	7	5	8	7	8
Average rally	4	4	4	4	4

#### Game Progress

1	WANG / SHI (CHN)	*0	1	*2	3	*4	5	*7	9	11
	RUTOWSKI / ZYLA (POL)	0	*1	2	*3	4	*5	5	*5	5
2	WANG / SHI (CHN)	0	*1	3	*5	6	*7	8	*9	11
	RUTOWSKI / ZYLA (POL)	*0	1	*1	1	*2	3	*4	5	5
3	WANG / SHI (CHN)	*0	1	*3	3	*5	7	*9	10	11
	RUTOWSKI / ZYLA (POL)	0	*1	1	*3	3	*3	3	*4	4
4	WANG / SHI (CHN)	0	*2	4	*4	5	*6	8	*10	11
	RUTOWSKI / ZYLA (POL)	*0	0	*0	2	*3	4	*4	4	5

#### LEGEND

\* Server

MS Men's Single

MT Men's Team

No. Number

WS Women's Single

WT Women's Team

Note: The "Greatest deficit overcome" only applies when the player ends up winning the game.





SUN 23 JUL 2017

### Match Results

Start Time 09:45

SUYNALIEV / GUBANOVA (RUS)

4 - 1

SZALAI / IOLA (HUN)

#### Game Summary

		Match	1st Game	2nd Game	3rd Game	4th Game	5th Game
SUYNALIEV / GUBANOVA	RUS	4	9	11	11	11	11
SZALAI / IOLA	HUN	1	11	8	8	5	4
	Duration	14min	2min	3min	4min	3min	2min

Match No: XD34

Table: Table 2

Umpires:

Player Statistics	SUYNALIEV / GUBANOVA (RUS)						SZALAI / IOLA (HUN)					
	Game					Match	Game					Match
	1	2	3	4	5		1	2	3	4	5	
Points won	9	11	11	11	11	53	11	8	8	5	4	36
Biggest lead	3	3	5	6	7	7	2	2	1	-	-	2
Points won on own serve	6	5	6	6	6	29	7	4	4	3	2	20
Points lost on own serve	4	4	4	2	2	16	3	6	5	5	5	24
Most consecutive points won	3	4	4	4	4	4	3	2	3	2	1	3
Greatest deficit overcome	-	2	1	-	-	2	3	-	-	-	-	3
Handedness/Grip	-						-					

Game/Match Statistics	Game					Match
	1	2	3	4	5	
Longest rally (strokes)	8	8	11	5	5	11
Average rally	2	3	4	3	3	3

#### Game Progress

1	SUYNALIEV / GUBANOVA (RUS)	*0	2	*3	3	*4	5	*6	8	*8	9	9
	SZALAI / IOLA (HUN)	0	*0	1	*3	4	*5	6	*6	8	*9	11
2	SUYNALIEV / GUBANOVA (RUS)	0	*0	2	*4	4	*5	6	*7	8	*10	11
	SZALAI / IOLA (HUN)	*0	2	*2	2	*4	5	*6	7	*8	8	8
3	SUYNALIEV / GUBANOVA (RUS)	*0	1	*2	4	*5	6	*8	9	*9	10	11
	SZALAI / IOLA (HUN)	0	*1	2	*2	3	*4	4	*5	7	*8	8
4	SUYNALIEV / GUBANOVA (RUS)	0	*1	3	*5	6	*7	8	*9	11		
	SZALAI / IOLA (HUN)	*0	1	*1	1	*2	3	*4	5	5		
5	SUYNALIEV / GUBANOVA (RUS)	*0	2	*3	4	*6	8	*9	10	11		
	SZALAI / IOLA (HUN)	0	*0	1	*2	2	*2	3	*4	4		

#### LEGEND

\* Server

MS Men's Single

MT Men's Team

No. Number

WS Women's Single

WT Women's Team

Note: The "Greatest deficit overcome" only applies when the player ends up winning the game.



SUN 23 JUL 2017

### Match Results

Start Time 09:45

SHIN / LEE (KOR)

4 - 0

OLCAS / AKYAZ (TUR)

#### Game Summary

		Match	1st Game	2nd Game	3rd Game	4th Game
SHIN / LEE	KOR	4	11	11	11	11
OLCAS / AKYAZ	TUR	0	5	3	7	2
	Duration	14min	3min	3min	5min	3min

Match No: XD35

Table: Table 3

Umpires:

Player Statistics	SHIN / LEE (KOR)					OLCAS / AKYAZ (TUR)				
	Game				Match	Game				Match
	1	2	3	4		1	2	3	4	
Points won	11	11	11	11	44	5	3	7	2	17
Biggest lead	6	8	4	9	9	-	-	2	-	2
Points won on own serve	6	5	7	5	23	3	2	4	1	10
Points lost on own serve	2	1	3	1	7	5	6	4	6	21
Most consecutive points won	4	5	5	5	5	2	1	3	1	3
Greatest deficit overcome	-	-	2	-	2	-	-	-	-	-
Handedness/Grip	-					-				

Game/Match Statistics	Game				Match
	1	2	3	4	
Longest rally (strokes)	8	5	6	6	8
Average rally	4	3	4	4	4

#### Game Progress

1	SHIN / LEE (KOR)	*0	2	*3	3	*5	7	*7	9	11
	OLCAS / AKYAZ (TUR)	0	*0	1	*3	3	*3	5	*5	5
2	SHIN / LEE (KOR)	0	*2	4	*5	6	*7	9	11	
	OLCAS / AKYAZ (TUR)	*0	0	*0	1	*2	3	*3	3	
3	SHIN / LEE (KOR)	*0	1	*2	3	*3	5	*7	8	*9
	OLCAS / AKYAZ (TUR)	0	*1	2	*3	5	*5	5	*6	7
4	SHIN / LEE (KOR)	0	*2	4	*5	7	*9	10	11	
	OLCAS / AKYAZ (TUR)	*0	0	*0	1	*1	1	*2	2	

#### LEGEND

\* Server

MS Men's Single

MT Men's Team

No. Number

WS Women's Single

WT Women's Team

Note: The "Greatest deficit overcome" only applies when the player ends up winning the game.

TTX002503\_73A 1.0

Page 1 / 1

Report Created SUN 23 JUL 2017 12:15



SUN 23 JUL 2017

### Match Results

Start Time 09:45

NAIK / GHOSH (IND)

0 - 4

VELIIEV / STARIKOVA (UKR)

#### Game Summary

		Match	1st Game	2nd Game	3rd Game	4th Game
NAIK / GHOSH	IND	0	6	4	6	9
VELIIEV / STARIKOVA	UKR	4	11	11	11	11
	Duration	14min	3min	3min	4min	4min

Match No: XD36

Table: Table 4

Umpires:

Player Statistics	NAIK / GHOSH (IND)					VELIIEV / STARIKOVA (UKR)				
	Game				Match	Game				Match
	1	2	3	4		1	2	3	4	
Points won	6	4	6	9	25	11	11	11	11	44
Biggest lead	1	1	-	-	1	6	7	5	4	7
Points won on own serve	3	3	4	5	15	6	6	7	6	25
Points lost on own serve	5	5	4	5	19	3	1	2	4	10
Most consecutive points won	3	1	1	3	3	7	4	2	3	7
Greatest deficit overcome	-	-	-	-	-	1	1	-	-	1
Handedness/Grip	-					-				

Game/Match Statistics	Game				Match
	1	2	3	4	
Longest rally (strokes)	3	10	8	9	10
Average rally	2	3	3	3	3

#### Game Progress

1	NAIK / GHOSH (IND)	0	*0	2	*3	3	*3	3	*5	6	6
	VELIIEV / STARIKOVA (UKR)	*0	2	*2	3	*5	7	*9	9	*10	11
2	NAIK / GHOSH (IND)	*0	1	*1	2	*2	3	*4	4	4	
	VELIIEV / STARIKOVA (UKR)	0	*1	3	*4	6	*7	8	*10	11	
3	NAIK / GHOSH (IND)	0	*0	1	*2	3	*4	5	*5	6	6
	VELIIEV / STARIKOVA (UKR)	*0	2	*3	4	*5	6	*7	9	*10	11
4	NAIK / GHOSH (IND)	*0	0	*1	2	*3	4	*5	6	*6	8
	VELIIEV / STARIKOVA (UKR)	0	*2	3	*4	5	*6	7	*8	10	*10

#### LEGEND

\* Server

MS Men's Single

MT Men's Team

No. Number

WS Women's Single

WT Women's Team

Note: The "Greatest deficit overcome" only applies when the player ends up winning the game.

TTX002504\_73A 1.0

Page 1 / 1

Report Created SUN 23 JUL 2017 12:15



SUN 23 JUL 2017

### Match Results

Start Time 09:45

ZHANG / LIN (CHN)

4 - 0

TOMIC / BALDER (CRO)

#### Game Summary

		Match	1st Game	2nd Game	3rd Game	4th Game
ZHANG / LIN	CHN	4	11	11	11	11
TOMIC / BALDER	CRO	0	3	1	4	6
	Duration	9min	2min	2min	2min	3min

Match No: XD37

Table: Table 5

Umpires:

Player Statistics	ZHANG / LIN (CHN)					TOMIC / BALDER (CRO)				
	Game				Match	Game				Match
	1	2	3	4		1	2	3	4	
Points won	11	11	11	11	44	3	1	4	6	14
Biggest lead	8	10	7	5	10	-	-	-	1	1
Points won on own serve	4	6	5	7	22	1	1	2	4	8
Points lost on own serve	2	-	2	2	6	7	5	6	4	22
Most consecutive points won	7	7	7	4	7	2	1	2	2	2
Greatest deficit overcome	-	-	-	1	1	-	-	-	-	-
Handedness/Grip	-					-				

Game/Match Statistics	Game				Match
	1	2	3	4	
Longest rally (strokes)	5	6	5	5	6
Average rally	2	2	3	3	2

#### Game Progress

1	ZHANG / LIN (CHN)	0	*2	3	*4	5	*7	9	11		
	TOMIC / BALDER (CRO)	*0	0	*1	2	*3	3	*3	3		
2	ZHANG / LIN (CHN)	*0	2	*4	6	*7	9	11			
	TOMIC / BALDER (CRO)	0	*0	0	*0	1	*1	1			
3	ZHANG / LIN (CHN)	0	*2	4	*6	7	*8	9	*10	11	
	TOMIC / BALDER (CRO)	*0	0	*0	0	*1	2	*3	4	4	
4	ZHANG / LIN (CHN)	*0	1	*2	4	*4	6	*7	8	*10	11
	TOMIC / BALDER (CRO)	0	*1	2	*2	4	*4	5	*6	6	6

#### LEGEND

\* Server

MS Men's Single

MT Men's Team

No. Number

WS Women's Single

WT Women's Team

Note: The "Greatest deficit overcome" only applies when the player ends up winning the game.

TTX002505\_73A 1.0

Page 1 / 1

Report Created SUN 23 JUL 2017 12:16



SUN 23 JUL 2017

### Match Results

Start Time 09:45

ASTAFYEV / KUDRIASHOVA (RUS) 4 - 0

OLIVEIRA / COSTA (BRA)

#### Game Summary

		Match	1st Game	2nd Game
ASTAFYEV / KUDRIASHOVA	RUS	4	3	11
OLIVEIRA / COSTA	BRA	0	11	4
Duration		3min	1min	2min

Match No: XD38

Table: Table 7

Umpires:

Player Statistics	ASTAFYEV / KUDRIASHOVA (RUS)			OLIVEIRA / COSTA (BRA)		
	Game		Match	Game		Match
	1	2		1	2	
Points won	3	11	14	11	4	15
Biggest lead	3	9	9	8	-	8
Points won on own serve	2	5	7	5	2	7
Points lost on own serve	6	2	8	1	4	5
Most consecutive points won	3	9	9	11	4	11
Greatest deficit overcome	-	-	-	3	-	3
Handedness/Grip	-			-		

Game/Match Statistics	Game		Match
	1	2	
Longest rally (strokes)	4	3	4
Average rally	1	-	1

#### Game Progress

1	ASTAFYEV / KUDRIASHOVA (RUS)	*0	2	*3	3	*3	3	*3	3	
	OLIVEIRA / COSTA (BRA)	0	*0	1	*3	5	*7	9	11	
2	ASTAFYEV / KUDRIASHOVA (RUS)	0	*2	4	*6	8	*9	9	*10	11
	OLIVEIRA / COSTA (BRA)	*0	0	*0	0	*0	1	*3	4	4

#### LEGEND

\* Server

MS Men's Single

MT Men's Team

No. Number

WS Women's Single

WT Women's Team

Note: The "Greatest deficit overcome" only applies when the player ends up winning the game.



SUN 23 JUL 2017

## Match Results

Start Time 09:45

KUZMENKO / ZAVINOVSKA (UKR)

4 - 0

TIMUCIN / AKYUZ (TUR)

### Game Summary

		Match	1st Game	2nd Game	3rd Game	4th Game
KUZMENKO / ZAVINOVSKA	UKR	4	11	11	11	14
TIMUCIN / AKYUZ	TUR	0	4	2	6	12
	Duration	14min	3min	2min	3min	6min

Match No: XD39

Table: Table 8

Umpires:

Player Statistics	KUZMENKO / ZAVINOVSKA (UKR)					TIMUCIN / AKYUZ (TUR)				
	Game				Match	Game				Match
	1	2	3	4		1	2	3	4	
Points won	11	11	11	14	47	4	2	6	12	24
Biggest lead	7	9	5	3	9	-	-	1	1	1
Points won on own serve	6	7	5	7	25	3	2	3	6	14
Points lost on own serve	1	-	3	6	10	5	4	6	7	22
Most consecutive points won	7	6	6	3	7	1	2	2	4	4
Greatest deficit overcome	-	-	1	1	1	-	-	-	-	-
Handedness/Grip	-					-				

Game/Match Statistics	Game				Match
	1	2	3	4	
Longest rally (strokes)	5	9	8	7	9
Average rally	3	4	4	4	4

### Game Progress

1	KUZMENKO / ZAVINOVSKA (UKR)	0	*1	2	*3	5	*7	9	*10	11								
	TIMUCIN / AKYUZ (TUR)	*0	1	*2	3	*3	3	*3	4	4								
2	KUZMENKO / ZAVINOVSKA (UKR)	*0	2	*4	6	*6	8	*10	11									
	TIMUCIN / AKYUZ (TUR)	0	*0	0	*0	2	*2	2	2									
3	KUZMENKO / ZAVINOVSKA (UKR)	0	*1	3	*5	6	*7	8	*9	10	11							
	TIMUCIN / AKYUZ (TUR)	*0	1	*1	1	*2	3	*4	5	*6	6							
4	KUZMENKO / ZAVINOVSKA (UKR)	*0	1	*3	4	*5	6	*6	7	*9	10	*10	10	*11	12	*12	13	14
	TIMUCIN / AKYUZ (TUR)	0	*1	1	*2	3	*4	6	*7	7	*8	10	*11	11	*11	12	*12	12

### LEGEND

\* Server

MS Men's Single

MT Men's Team

No. Number

WS Women's Single

WT Women's Team

Note: The "Greatest deficit overcome" only applies when the player ends up winning the game.

TTX002507\_73A 1.0

Page 1 / 1

Report Created SUN 23 JUL 2017 12:17



SUN 23 JUL 2017

## Match Results

Start Time 09:45

BEDOYA / ZAPATA RIANO (COL)

0 - 4

KEINATH / JURKOVA (SVK)

### Game Summary

		Match	1st Game
BEDOYA / ZAPATA RIANO	COL	0	7
KEINATH / JURKOVA	SVK	4	1
Duration		0min	0min

Match No: XD40

Table: Table 9

Umpires:

Player Statistics	BEDOYA / ZAPATA RIANO (COL)		KEINATH / JURKOVA (SVK)	
	Game	Match	Game	Match
	1		1	
Points won	7	7	1	1
Biggest lead	6	6	-	-
Points won on own serve	4	4	1	1
Points lost on own serve	-	-	3	3
Most consecutive points won	6	6	1	1
Greatest deficit overcome	-	-	-	-
Handedness/Grip	-	-	-	-

Game/Match Statistics	Game	Match
	1	
Longest rally (strokes)	-	-
Average rally	-	-

### Game Progress

1	BEDOYA / ZAPATA RIANO (COL)	*0	2	*4	6	7
	KEINATH / JURKOVA (SVK)	0	*0	0	*0	1

### LEGEND

\* Server

MS Men's Single

MT Men's Team

No. Number

WS Women's Single

WT Women's Team

Note: The "Greatest deficit overcome" only applies when the player ends up winning the game.



SUN 23 JUL 2017

### Match Results

Start Time 10:30

PISHCHUK / KONDRATOVA (RUS) 4 - 0

SEN / GOMES (IND)

#### Game Summary

		Match	1st Game	2nd Game	3rd Game	4th Game
PISHCHUK / KONDRATOVA	RUS	4	11	11	11	11
SEN / GOMES	IND	0	7	3	3	4
	Duration	7min	0min	2min	2min	3min

Match No: XD41

Table: Table 9

Umpires:

Player Statistics	PISHCHUK / KONDRATOVA (RUS)					SEN / GOMES (IND)				
	Game				Match	Game				Match
	1	2	3	4		1	2	3	4	
Points won	11	11	11	11	44	7	3	3	4	17
Biggest lead	6	8	9	7	9	-	-	-	1	1
Points won on own serve	4	6	4	7	21	3	1	1	3	8
Points lost on own serve	4	2	2	1	9	7	5	7	4	23
Most consecutive points won	4	5	9	7	9	2	1	3	2	3
Greatest deficit overcome	-	-	-	1	1	-	-	-	-	-
Handedness/Grip	-					-				

Game/Match Statistics	Game				Match
	1	2	3	4	
Longest rally (strokes)	7	6	6	7	7
Average rally	1	3	4	3	3

#### Game Progress

1	PISHCHUK / KONDRATOVA (RUS)	0	*2	2	*4	5	*7	9	*9	10	11
	SEN / GOMES (IND)	*0	0	*2	2	*3	3	*3	5	*6	7
2	PISHCHUK / KONDRATOVA (RUS)	*0	1	*3	5	*6	7	*9	11		
	SEN / GOMES (IND)	0	*1	1	*1	2	*3	3	3		
3	PISHCHUK / KONDRATOVA (RUS)	0	*2	4	*6	8	*9	9	11		
	SEN / GOMES (IND)	*0	0	*0	0	*0	1	*3	3		
4	PISHCHUK / KONDRATOVA (RUS)	*0	1	*2	4	*4	6	*8	10	11	
	SEN / GOMES (IND)	0	*1	2	*2	4	*4	4	*4	4	

#### LEGEND

\* Server

MS Men's Single

MT Men's Team

No. Number

WS Women's Single

WT Women's Team

Note: The "Greatest deficit overcome" only applies when the player ends up winning the game.

TTX002509\_73A 1.0

Page 1 / 1

Report Created SUN 23 JUL 2017 12:44





SUN 23 JUL 2017

### Match Results

Start Time 10:30

TIAN / HUANG (CHN)

4 - 0

PIETA / DORSZ (POL)

#### Game Summary

		Match	1st Game	2nd Game	3rd Game	4th Game
<b>TIAN / HUANG</b>	<b>CHN</b>	<b>4</b>	11	11	11	11
<b>PIETA / DORSZ</b>	<b>POL</b>	<b>0</b>	4	2	4	4
Duration		<b>9min</b>	2min	2min	3min	2min

Match No: XD42

Table: Table 8

Umpires:

Player Statistics	TIAN / HUANG (CHN)					PIETA / DORSZ (POL)				
	Game				Match	Game				Match
	1	2	3	4		1	2	3	4	
Points won	11	11	11	11	<b>44</b>	4	2	4	4	<b>14</b>
Biggest lead	7	9	7	7	<b>9</b>	-	-	-	-	-
Points won on own serve	4	6	4	6	<b>20</b>	1	1	1	2	<b>5</b>
Points lost on own serve	3	1	3	2	<b>9</b>	7	5	7	5	<b>24</b>
Most consecutive points won	6	7	6	4	<b>7</b>	2	1	2	1	<b>2</b>
Greatest deficit overcome	-	-	-	-	-	-	-	-	-	-
Handedness/Grip	-					-				

Game/Match Statistics	Game				Match
	1	2	3	4	
Longest rally (strokes)	7	5	7	7	<b>7</b>
Average rally	2	3	3	3	<b>3</b>

#### Game Progress

1	TIAN / HUANG (CHN)	0	*2	4	*6	6	*7	8	*10	11
	PIETA / DORSZ (POL)	*0	0	*0	0	*2	3	*4	4	4
2	TIAN / HUANG (CHN)	*0	2	*3	4	*6	8	*10	11	
	PIETA / DORSZ (POL)	0	*0	1	*2	2	*2	2	2	
3	TIAN / HUANG (CHN)	0	*2	2	*4	5	*6	8	*10	11
	PIETA / DORSZ (POL)	*0	0	*2	2	*3	4	*4	4	4
4	TIAN / HUANG (CHN)	*0	2	*4	5	*6	7	*8	10	11
	PIETA / DORSZ (POL)	0	*0	0	*1	2	*3	4	*4	4

#### LEGEND

\* Server

MS Men's Single

MT Men's Team

No. Number

WS Women's Single

WT Women's Team

Note: The "Greatest deficit overcome" only applies when the player ends up winning the game.

TTX002510\_73A 1.0

Page 1 / 1

Report Created SUN 23 JUL 2017 12:44



SUN 23 JUL 2017

### Match Results

Start Time 10:30

BENCSEK / FEKETE (HUN)

0 - 4

YAKOVENKO / VASYLIEVA (UKR)

#### Game Summary

		Match	1st Game	2nd Game	3rd Game	4th Game
BENCSEK / FEKETE	HUN	0	8	9	8	11
YAKOVENKO / VASYLIEVA	UKR	4	11	11	11	13
Duration		20min	4min	4min	5min	7min

Match No: XD43

Table: Table 7

Umpires:

Player Statistics	BENCSEK / FEKETE (HUN)					YAKOVENKO / VASYLIEVA (UKR)				
	Game				Match	Game				Match
	1	2	3	4		1	2	3	4	
Points won	8	9	8	11	36	11	11	11	13	46
Biggest lead	-	5	2	2	5	4	2	4	3	4
Points won on own serve	3	4	5	6	18	5	5	7	7	24
Points lost on own serve	6	6	4	6	22	5	5	3	5	18
Most consecutive points won	2	6	3	4	6	3	4	6	3	6
Greatest deficit overcome	-	-	-	-	-	-	5	2	2	5
Handedness/Grip	-					-				

Game/Match Statistics	Game				Match
	1	2	3	4	
Longest rally (strokes)	8	9	8	8	9
Average rally	3	4	4	4	4

#### Game Progress

1	BENCSEK / FEKETE (HUN)	0	*1	1	*2	2	*4	5	*5	7	*8	8	YAKOVENKO / VASYLIEVA (UKR)	*0	1	*3	4	*6	6	*7	9	*9	10	11								
2	BENCSEK / FEKETE (HUN)	*0	1	*2	4	*6	7	*8	8	*9	9	9	YAKOVENKO / VASYLIEVA (UKR)	0	*1	2	*2	2	*3	4	*6	7	*9	11								
3	BENCSEK / FEKETE (HUN)	0	*2	3	*3	3	*3	5	*6	8	*8	8	YAKOVENKO / VASYLIEVA (UKR)	*0	0	*1	3	*5	7	*7	8	*8	10	11								
4	BENCSEK / FEKETE (HUN)	*0	0	*1	3	*4	5	*5	7	*9	9	*10	11	*11	11	11	YAKOVENKO / VASYLIEVA (UKR)	0	*2	3	*3	4	*5	7	*7	7	*9	10	*10	11	*12	13

#### LEGEND

\* Server

MS Men's Single

MT Men's Team

No. Number

WS Women's Single

WT Women's Team

Note: The "Greatest deficit overcome" only applies when the player ends up winning the game.



SUN 23 JUL 2017

## Match Results

Start Time 10:30

DE OLIVEIRA / RODRIGUES (BRA)

0 - 4

ERDOGAN / CIFTKURAN (TUR)

### Game Summary

		Match	1st Game	2nd Game	3rd Game	4th Game
DE OLIVEIRA / RODRIGUES	BRA	0	6	2	2	8
ERDOGAN / CIFTKURAN	TUR	4	11	11	11	11
Duration		10min	3min	2min	2min	3min

Match No: XD44

Table: Table 5

Umpires:

Player Statistics	DE OLIVEIRA / RODRIGUES (BRA)					ERDOGAN / CIFTKURAN (TUR)				
	Game				Match	Game				Match
	1	2	3	4		1	2	3	4	
Points won	6	2	2	8	18	11	11	11	11	44
Biggest lead	-	-	-	3	3	6	9	9	3	9
Points won on own serve	2	1	2	6	11	4	6	6	8	24
Points lost on own serve	7	5	5	3	20	4	1	-	2	7
Most consecutive points won	3	1	1	4	4	6	5	5	3	6
Greatest deficit overcome	-	-	-	-	-	-	-	-	3	3
Handedness/Grip	-					-				

Game/Match Statistics	Game				Match
	1	2	3	4	
Longest rally (strokes)	5	4	4	4	5
Average rally	2	2	2	2	2

### Game Progress

1	DE OLIVEIRA / RODRIGUES (BRA)	*0	1	*2	2	*2	2	*4	5	*6	6
	ERDOGAN / CIFTKURAN (TUR)	0	*1	2	*4	6	*8	8	*9	10	11
2	DE OLIVEIRA / RODRIGUES (BRA)	0	*0	0	*1	2	*2	2	2		
	ERDOGAN / CIFTKURAN (TUR)	*0	2	*4	5	*6	8	*10	11		
3	DE OLIVEIRA / RODRIGUES (BRA)	*0	0	*0	1	*1	2	*2	2		
	ERDOGAN / CIFTKURAN (TUR)	0	*2	4	*5	7	*8	10	11		
4	DE OLIVEIRA / RODRIGUES (BRA)	0	*0	2	*3	5	*6	7	*7	8	*8
	ERDOGAN / CIFTKURAN (TUR)	*0	2	*2	3	*3	4	*5	7	*8	10

### LEGEND

\* Server

MS Men's Single

MT Men's Team

No. Number

WS Women's Single

WT Women's Team

Note: The "Greatest deficit overcome" only applies when the player ends up winning the game.



SUN 23 JUL 2017

## Match Results

Start Time 10:30

XU / WANG (CHN)

4 - 0

ERDAL / KAHRAMAN (TUR)

### Game Summary

		Match	1st Game	2nd Game	3rd Game	4th Game
<b>XU / WANG</b>	<b>CHN</b>	<b>4</b>	11	11	11	11
<b>ERDAL / KAHRAMAN</b>	<b>TUR</b>	<b>0</b>	7	6	5	6
	Duration	<b>11min</b>	3min	3min	2min	3min

Match No: XD45

Table: Table 4

Umpires:

Player Statistics	XU / WANG (CHN)					ERDAL / KAHRAMAN (TUR)				
	Game				Match	Game				Match
	1	2	3	4		1	2	3	4	
Points won	11	11	11	11	<b>44</b>	7	6	5	6	<b>24</b>
Biggest lead	5	5	6	5	<b>6</b>	-	4	1	2	<b>4</b>
Points won on own serve	8	5	7	6	<b>26</b>	5	3	4	4	<b>16</b>
Points lost on own serve	2	3	1	2	<b>8</b>	3	6	4	5	<b>18</b>
Most consecutive points won	4	6	4	4	<b>6</b>	2	4	2	4	<b>4</b>
Greatest deficit overcome	-	4	1	2	<b>4</b>	-	-	-	-	<b>-</b>
Handedness/Grip	-					-				

Game/Match Statistics	Game				Match
	1	2	3	4	
Longest rally (strokes)	4	4	6	5	<b>6</b>
Average rally	2	2	2	2	<b>2</b>

### Game Progress

1	XU / WANG (CHN)	*0	2	*3	5	*6	7	*7	8	*9	11
	ERDAL / KAHRAMAN (TUR)	0	*0	1	*1	2	*3	5	*6	7	7
2	XU / WANG (CHN)	0	*0	0	*2	4	*5	6	*8	10	11
	ERDAL / KAHRAMAN (TUR)	*0	2	*4	4	*4	5	*6	6	*6	6
3	XU / WANG (CHN)	*0	1	*2	4	*5	7	*7	9	11	
	ERDAL / KAHRAMAN (TUR)	0	*1	2	*2	3	*3	5	*5	5	
4	XU / WANG (CHN)	0	*2	2	*2	4	*5	7	*8	10	11
	ERDAL / KAHRAMAN (TUR)	*0	0	*2	4	*4	5	*5	6	*6	6

### LEGEND

\* Server

MS Men's Single

MT Men's Team

No. Number

WS Women's Single

WT Women's Team

Note: The "Greatest deficit overcome" only applies when the player ends up winning the game.

TTX002513\_73A 1.0

Page 1 / 1

Report Created SUN 23 JUL 2017 12:40





SUN 23 JUL 2017

Start Time 10:30

## Match Results

AYALA / MONTIEL (COL)

0 - 4

MAKAI / SZECSI (HUN)

### Game Summary

		Match
AYALA / MONTIEL	COL	0
<b>MAKAI / SZECSI</b>	<b>HUN</b>	<b>4</b>
Duration		0min

Match No: XD46

Table: Table 3

Umpires:

### LEGEND

\* Server

**MS** Men's Single

**MT** Men's Team

**No.** Number

**WS** Women's Single

**WT** Women's Team

**Note:** The "Greatest deficit overcome" only applies when the player ends up winning the game.

TTX002514\_73A 1.0

Page 1 / 1

Report Created SUN 23 JUL 2017 12:39





SUN 23 JUL 2017

### Match Results

Start Time 10:30

JEON / LEE (KOR)

1 - 4

CHULKOV / MARKOVICH (RUS)

#### Game Summary

		Match	1st Game	2nd Game	3rd Game	4th Game	5th Game
JEON / LEE	KOR	1	2	4	11	9	5
CHULKOV / MARKOVICH	RUS	4	11	11	7	11	11
	Duration	16min	2min	2min	4min	5min	3min

Match No: XD47

Table: Table 2

Umpires:

Player Statistics	JEON / LEE (KOR)						CHULKOV / MARKOVICH (RUS)					
	Game					Match	Game					Match
	1	2	3	4	5		1	2	3	4	5	
Points won	2	4	11	9	5	31	11	11	7	11	11	51
Biggest lead	-	-	4	-	1	4	9	9	2	5	6	9
Points won on own serve	2	2	7	2	2	15	6	6	4	3	5	24
Points lost on own serve	5	5	3	8	6	27	-	2	4	7	3	16
Most consecutive points won	1	3	3	4	1	4	5	8	3	5	4	8
Greatest deficit overcome	-	-	2	-	-	2	-	-	-	-	1	1
Handedness/Grip	-						-					

Game/Match Statistics	Game					Match
	1	2	3	4	5	
Longest rally (strokes)	4	4	9	6	10	10
Average rally	3	3	3	3	4	3

#### Game Progress

1	JEON / LEE (KOR)	*0	0	*0	1	*1	2	*2	2			
	CHULKOV / MARKOVICH (RUS)	0	*2	4	*5	7	*8	10	11			
2	JEON / LEE (KOR)	0	*0	1	*1	1	*1	2	*4	4		
	CHULKOV / MARKOVICH (RUS)	*0	2	*3	5	*7	9	*10	10	11		
3	JEON / LEE (KOR)	*0	1	*1	3	*4	5	*7	8	*9	11	
	CHULKOV / MARKOVICH (RUS)	0	*1	3	*3	4	*5	5	*6	7	7	
4	JEON / LEE (KOR)	0	*0	0	*1	2	*4	5	*7	7	*9	9
	CHULKOV / MARKOVICH (RUS)	*0	2	*4	5	*6	6	*7	7	*9	9	11
5	JEON / LEE (KOR)	*0	1	*2	2	*3	3	*3	4	5		
	CHULKOV / MARKOVICH (RUS)	0	*1	2	*4	5	*7	9	*10	11		

#### LEGEND

\* Server

MS Men's Single

MT Men's Team

No. Number

WS Women's Single

WT Women's Team

Note: The "Greatest deficit overcome" only applies when the player ends up winning the game.

TTX002515\_73A 1.0

Page 1 / 1

Report Created SUN 23 JUL 2017 12:39





SUN 23 JUL 2017

### Match Results

Start Time 10:30

NAGESH / PANDEY (IND)

0 - 4

ZAKLADNYI / KHODKO (UKR)

#### Game Summary

		Match	1st Game	2nd Game	3rd Game	4th Game
NAGESH / PANDEY	IND	0	8	1	1	1
ZAKLADNYI / KHODKO	UKR	4	11	11	11	11
	Duration	10min	4min	2min	2min	2min

Match No: XD48

Table: Table 1

Umpires:

Player Statistics	NAGESH / PANDEY (IND)					ZAKLADNYI / KHODKO (UKR)				
	Game				Match	Game				Match
	1	2	3	4		1	2	3	4	
Points won	8	1	1	1	11	11	11	11	11	44
Biggest lead	2	-	-	-	2	3	10	10	10	10
Points won on own serve	6	-	1	-	7	7	5	6	5	23
Points lost on own serve	4	6	5	6	21	2	1	-	1	4
Most consecutive points won	2	1	1	1	2	4	10	7	6	10
Greatest deficit overcome	-	-	-	-	-	2	-	-	-	2
Handedness/Grip	-					-				

Game/Match Statistics	Game				Match
	1	2	3	4	
Longest rally (strokes)	5	7	4	4	7
Average rally	3	3	2	3	3

#### Game Progress

1	NAGESH / PANDEY (IND)	*0	2	*2	3	*4	6	*6	6	*7	8	8
	ZAKLADNYI / KHODKO (UKR)	0	*0	2	*3	4	*4	6	*8	9	*10	11
2	NAGESH / PANDEY (IND)	0	*1	1	*1	1	*1	1				
	ZAKLADNYI / KHODKO (UKR)	*0	1	*3	5	*7	9	11				
3	NAGESH / PANDEY (IND)	*0	0	*0	1	*1	1	1				
	ZAKLADNYI / KHODKO (UKR)	0	*2	4	*5	7	*9	11				
4	NAGESH / PANDEY (IND)	0	*0	0	*1	1	*1	1				
	ZAKLADNYI / KHODKO (UKR)	*0	2	*4	5	*7	9	11				

#### LEGEND

\* Server

MS Men's Single

MT Men's Team

No. Number

WS Women's Single

WT Women's Team

Note: The "Greatest deficit overcome" only applies when the player ends up winning the game.

TTX002516\_73A 1.0

Page 1 / 1

Report Created SUN 23 JUL 2017 12:38





SUN 23 JUL 2017

### Match Results

Start Time 11:45

WANG / SHI (CHN)

4 - 0

SUYNALIEV / GUBANOVA (RUS)

#### Game Summary

		Match	1st Game	2nd Game	3rd Game	4th Game
<b>WANG / SHI</b>	<b>CHN</b>	<b>4</b>	11	11	11	11
SUYNALIEV / GUBANOVA	RUS	0	6	6	5	5
Duration		15min	3min	4min	4min	4min

Match No: XD49

Table: Table 1

Umpires:

Player Statistics	WANG / SHI (CHN)					SUYNALIEV / GUBANOVA (RUS)				
	Game				Match	Game				Match
	1	2	3	4		1	2	3	4	
Points won	11	11	11	11	44	6	6	5	5	22
Biggest lead	5	7	6	6	7	-	-	-	-	-
Points won on own serve	4	5	6	7	22	2	2	3	4	11
Points lost on own serve	4	4	2	1	11	7	6	5	4	22
Most consecutive points won	3	4	3	4	4	1	3	1	2	3
Greatest deficit overcome	-	-	-	-	-	-	-	-	-	-
Handedness/Grip	-					-				

Game/Match Statistics	Game				Match
	1	2	3	4	
Longest rally (strokes)	6	9	7	6	9
Average rally	4	4	4	4	4

#### Game Progress

1	WANG / SHI (CHN)	0	*1	2	*3	4	*6	7	*9	10	11
	SUYNALIEV / GUBANOVA (RUS)	*0	1	*2	3	*4	4	*5	5	*6	6
2	WANG / SHI (CHN)	*0	1	*3	4	*6	7	*9	10	*10	11
	SUYNALIEV / GUBANOVA (RUS)	0	*1	1	*2	2	*3	3	*4	6	6
3	WANG / SHI (CHN)	0	*1	3	*4	6	*7	8	*10	11	
	SUYNALIEV / GUBANOVA (RUS)	*0	1	*1	2	*2	3	*4	4	5	
4	WANG / SHI (CHN)	*0	2	*2	4	*5	7	*8	9	11	
	SUYNALIEV / GUBANOVA (RUS)	0	*0	2	*2	3	*3	4	*5	5	

#### LEGEND

\* Server

MS Men's Single

MT Men's Team

No. Number

WS Women's Single

WT Women's Team

Note: The "Greatest deficit overcome" only applies when the player ends up winning the game.

TTX002401\_73A 1.1

Page 1 / 1

Report Created SUN 23 JUL 2017 13:27





SUN 23 JUL 2017

### Match Results

Start Time 11:45

SHIN / LEE (KOR)

4 - 0

VELIIEV / STARIKOVA (UKR)

#### Game Summary

		Match	1st Game	2nd Game	3rd Game	4th Game
SHIN / LEE	KOR	4	12	11	12	11
VELIIEV / STARIKOVA	UKR	0	10	9	10	3
	Duration	22min	6min	6min	7min	3min

Match No: XD50

Table: Table 2

Umpires:

Player Statistics	SHIN / LEE (KOR)					VELIIEV / STARIKOVA (UKR)				
	Game				Match	Game				Match
	1	2	3	4		1	2	3	4	
Points won	12	11	12	11	46	10	9	10	3	32
Biggest lead	2	2	4	8	8	3	3	3	2	3
Points won on own serve	5	6	7	7	25	4	5	6	2	17
Points lost on own serve	6	4	4	1	15	7	5	5	4	21
Most consecutive points won	4	5	6	10	10	4	3	4	3	4
Greatest deficit overcome	3	3	3	2	3	-	-	-	-	-
Handedness/Grip	-					-				

Game/Match Statistics	Game				Match
	1	2	3	4	
Longest rally (strokes)	9	8	11	10	11
Average rally	4	4	4	4	4

#### Game Progress

1	SHIN / LEE (KOR)	0	*2	3	*3	3	*4	5	*7	7	*8	10	*11	12
	VELIIEV / STARIKOVA (UKR)	*0	0	*1	3	*5	6	*7	7	*9	10	*10	10	10
2	SHIN / LEE (KOR)	*0	1	*1	2	*3	4	*5	6	*7	9	11		
	VELIIEV / STARIKOVA (UKR)	0	*1	3	*4	5	*6	7	*8	9	*9	9		
3	SHIN / LEE (KOR)	0	*0	1	*3	5	*6	7	*8	10	*10	10	*11	12
	VELIIEV / STARIKOVA (UKR)	*0	2	*3	3	*3	4	*5	6	*6	8	*10	10	10
4	SHIN / LEE (KOR)	*0	1	*1	3	*5	7	*9	11					
	VELIIEV / STARIKOVA (UKR)	0	*1	3	*3	3	*3	3	3					

#### LEGEND

\* Server

MS Men's Single

MT Men's Team

No. Number

WS Women's Single

WT Women's Team

Note: The "Greatest deficit overcome" only applies when the player ends up winning the game.

TTX002402\_73A 1.2

Page 1 / 1

Report Created SUN 23 JUL 2017 13:29





SUN 23 JUL 2017

### Match Results

Start Time 11:45

ZHANG / LIN (CHN)

4 - 0

ASTAFYEV / KUDRIASHOVA (RUS)

#### Game Summary

		Match	1st Game	2nd Game	3rd Game	4th Game
ZHANG / LIN	CHN	4	11	11	11	15
ASTAFYEV / KUDRIASHOVA	RUS	0	5	4	3	13
Duration		15min	3min	3min	3min	6min

Match No: XD51

Table: Table 3

Umpires:

Player Statistics	ZHANG / LIN (CHN)					ASTAFYEV / KUDRIASHOVA (RUS)				
	Game				Match	Game				Match
	1	2	3	4		1	2	3	4	
Points won	11	11	11	15	48	5	4	3	13	25
Biggest lead	6	7	8	5	8	-	2	1	1	2
Points won on own serve	5	7	5	9	26	2	3	2	8	15
Points lost on own serve	3	1	1	5	10	6	4	6	6	22
Most consecutive points won	4	7	9	4	9	3	3	2	6	6
Greatest deficit overcome	-	2	1	1	2	-	-	-	-	-
Handedness/Grip	-					-				

Game/Match Statistics	Game				Match
	1	2	3	4	
Longest rally (strokes)	7	6	8	10	10
Average rally	4	3	4	4	4

#### Game Progress

1	ZHANG / LIN (CHN)	0	*2	3	*3	5	*7	8	*10	11	ASTAFYEV / KUDRIASHOVA (RUS)	*0	0	*1	3	*3	3	*4	4	5																				
2	ZHANG / LIN (CHN)	*0	1	*1	3	*4	6	*8	10	11	ASTAFYEV / KUDRIASHOVA (RUS)	0	*1	3	*3	4	*4	4	*4	4																				
3	ZHANG / LIN (CHN)	0	*1	2	*3	5	*7	9	11	ASTAFYEV / KUDRIASHOVA (RUS)	*0	1	*2	3	*3	3	*3	3																						
4	ZHANG / LIN (CHN)	*0	2	*4	5	*6	7	*8	8	*8	9	*10	11	*11	12	*12	13	*13	14	15	ASTAFYEV / KUDRIASHOVA (RUS)	0	*0	0	*1	2	*3	4	*6	8	*9	10	*10	11	*11	12	*12	13	*13	13

#### LEGEND

\* Server

MS Men's Single

MT Men's Team

No. Number

WS Women's Single

WT Women's Team

Note: The "Greatest deficit overcome" only applies when the player ends up winning the game.

TTX002403\_73A 1.3

Page 1 / 1

Report Created SUN 23 JUL 2017 13:20



SUN 23 JUL 2017

### Match Results

Start Time 11:45

KUZMENKO / ZAVINOVSKA (UKR)

1 - 4

KEINATH / JURKOVA (SVK)

#### Game Summary

		Match	1st Game	2nd Game	3rd Game	4th Game	5th Game
KUZMENKO / ZAVINOVSKA	UKR	1	2	5	5	11	3
KEINATH / JURKOVA	SVK	4	11	11	11	8	11
Duration		15min	2min	3min	3min	4min	3min

Match No: XD52

Table: Table 4

Umpires:

Player Statistics	KUZMENKO / ZAVINOVSKA (UKR)						KEINATH / JURKOVA (SVK)					
	Game					Match	Game					Match
	1	2	3	4	5		1	2	3	4	5	
Points won	2	5	5	11	3	26	11	11	11	8	11	52
Biggest lead	-	1	-	3	1	3	9	6	8	3	8	9
Points won on own serve	1	2	1	7	3	14	5	5	4	6	6	26
Points lost on own serve	6	6	7	2	5	26	1	3	4	4	-	12
Most consecutive points won	1	3	3	4	1	4	5	4	6	3	7	7
Greatest deficit overcome	-	-	-	3	-	3	-	1	-	-	1	1
Handedness/Grip	-						-					

Game/Match Statistics	Game					Match
	1	2	3	4	5	
Longest rally (strokes)	4	5	6	7	8	8
Average rally	1	2	2	3	3	2

#### Game Progress

1	KUZMENKO / ZAVINOVSKA (UKR)	*0	0	*0	1	*1	1	*2	2			
	KEINATH / JURKOVA (SVK)	0	*2	4	*5	7	*9	10	11			
2	KUZMENKO / ZAVINOVSKA (UKR)	0	*0	2	*3	3	*4	4	*5	5		
	KEINATH / JURKOVA (SVK)	*0	2	*2	3	*5	6	*8	9	11		
3	KUZMENKO / ZAVINOVSKA (UKR)	*0	0	*1	1	*1	1	*3	4	5		
	KEINATH / JURKOVA (SVK)	0	*2	3	*5	7	*9	9	*10	11		
4	KUZMENKO / ZAVINOVSKA (UKR)	0	*0	1	*2	4	*5	7	*8	9	*10	11
	KEINATH / JURKOVA (SVK)	*0	2	*3	4	*4	5	*5	6	*7	8	8
5	KUZMENKO / ZAVINOVSKA (UKR)	*0	1	*1	1	*1	2	*2	3			
	KEINATH / JURKOVA (SVK)	0	*1	3	*5	7	*8	10	11			

#### LEGEND

\* Server

MS Men's Single

MT Men's Team

No. Number

WS Women's Single

WT Women's Team

Note: The "Greatest deficit overcome" only applies when the player ends up winning the game.

TTX002404\_73A 1.4

Report Created SUN 23 JUL 2017 13:26

Page 1 / 1



SUN 23 JUL 2017

### Match Results

Start Time 11:45

PISHCHUK / KONDRATOVA (RUS)

0 - 4

TIAN / HUANG (CHN)

#### Game Summary

		Match	1st Game	2nd Game	3rd Game	4th Game
PISHCHUK / KONDRATOVA	RUS	0	9	10	6	8
<b>TIAN / HUANG</b>	<b>CHN</b>	<b>4</b>	11	12	11	11
Duration		20min	5min	6min	4min	5min

Match No: XD53

Table: Table 5

Umpires:

Player Statistics	PISHCHUK / KONDRATOVA (RUS)					TIAN / HUANG (CHN)				
	Game				Match	Game				Match
	1	2	3	4		1	2	3	4	
Points won	9	10	6	8	33	11	12	11	11	45
Biggest lead	2	4	1	3	4	4	2	5	3	5
Points won on own serve	3	5	3	6	17	4	6	6	7	23
Points lost on own serve	7	6	5	4	22	6	5	3	2	16
Most consecutive points won	5	4	3	2	5	4	4	5	4	5
Greatest deficit overcome	-	-	-	-	-	2	4	1	3	4
Handedness/Grip	-					-				

Game/Match Statistics	Game				Match
	1	2	3	4	
Longest rally (strokes)	15	12	8	11	15
Average rally	5	5	4	4	5

#### Game Progress

1	PISHCHUK / KONDRATOVA (RUS)	0	*0	0	*2	4	*5	6	*8	8	*9	9		
	TIAN / HUANG (CHN)	*0	2	*4	4	*4	5	*6	6	*8	9	11		
2	PISHCHUK / KONDRATOVA (RUS)	*0	1	*2	4	*6	6	*7	7	*8	10	*10	10	10
	TIAN / HUANG (CHN)	0	*1	2	*2	2	*4	5	*7	8	*8	10	*11	12
3	PISHCHUK / KONDRATOVA (RUS)	0	*1	1	*3	4	*4	6	*6	6	6	6		
	TIAN / HUANG (CHN)	*0	1	*3	3	*4	6	*6	8	*10	11			
4	PISHCHUK / KONDRATOVA (RUS)	*0	2	*3	4	*5	5	*5	7	*7	8	8		
	TIAN / HUANG (CHN)	0	*0	1	*2	3	*5	7	*7	9	*10	11		

#### LEGEND

\* Server

MS Men's Single

MT Men's Team

No. Number

WS Women's Single

WT Women's Team

Note: The "Greatest deficit overcome" only applies when the player ends up winning the game.

TTX002405\_73A 1.5

Page 1 / 1

Report Created SUN 23 JUL 2017 13:25



SUN 23 JUL 2017

## Match Results

Start Time 11:45

YAKOVENKO / VASYLIEVA (UKR)

4 - 0

ERDOGAN / CIFTKURAN (TUR)

### Game Summary

		Match	1st Game	2nd Game	3rd Game	4th Game
<b>YAKOVENKO / VASYLIEVA</b>	<b>UKR</b>	<b>4</b>	11	11	11	11
<b>ERDOGAN / CIFTKURAN</b>	<b>TUR</b>	<b>0</b>	3	5	7	9
Duration		<b>11min</b>	2min	2min	3min	4min

Match No: XD54

Table: Table 7

Umpires:

Player Statistics	YAKOVENKO / VASYLIEVA (UKR)					ERDOGAN / CIFTKURAN (TUR)				
	Game				Match	Game				Match
	1	2	3	4		1	2	3	4	
Points won	11	11	11	11	<b>44</b>	3	5	7	9	<b>24</b>
Biggest lead	8	7	4	2	<b>8</b>	-	-	1	3	<b>3</b>
Points won on own serve	6	6	6	6	<b>24</b>	3	3	5	5	<b>16</b>
Points lost on own serve	-	2	2	4	<b>8</b>	5	5	5	5	<b>20</b>
Most consecutive points won	7	5	4	5	<b>7</b>	1	2	2	5	<b>5</b>
Greatest deficit overcome	-	-	1	3	<b>3</b>	-	-	-	-	<b>-</b>
Handedness/Grip	-					-				

Game/Match Statistics	Game				Match
	1	2	3	4	
Longest rally (strokes)	5	7	8	8	<b>8</b>
Average rally	3	3	4	4	<b>3</b>

### Game Progress

1	<b>YAKOVENKO / VASYLIEVA (UKR)</b>	0	*1	3	*5	7	*8	10	<b>11</b>			
	ERDOGAN / CIFTKURAN (TUR)	*0	1	*1	1	*1	2	*2	3			
2	<b>YAKOVENKO / VASYLIEVA (UKR)</b>	*0	2	*3	4	*5	7	*9	10	<b>11</b>		
	ERDOGAN / CIFTKURAN (TUR)	0	*0	1	*2	3	*3	3	*4	5		
3	<b>YAKOVENKO / VASYLIEVA (UKR)</b>	0	*1	2	*3	5	*6	7	*8	10	<b>11</b>	
	ERDOGAN / CIFTKURAN (TUR)	*0	1	*2	3	*3	4	*5	6	*6	7	
4	<b>YAKOVENKO / VASYLIEVA (UKR)</b>	*0	2	*2	2	*3	4	*6	8	*8	9	<b>11</b>
	ERDOGAN / CIFTKURAN (TUR)	0	*0	2	*4	5	*6	6	*6	8	*9	9

### LEGEND

\* Server

**MS** Men's Single

**MT** Men's Team

**No.** Number

**WS** Women's Single

**WT** Women's Team

**Note:** The "Greatest deficit overcome" only applies when the player ends up winning the game.

TTX002406\_73A 1.7

Page 1 / 1

Report Created SUN 23 JUL 2017 13:21



SUN 23 JUL 2017

### Match Results

Start Time 11:45

XU / WANG (CHN)

4 - 1

MAKAI / SZECSI (HUN)

#### Game Summary

		Match	1st Game	2nd Game	3rd Game	4th Game	5th Game
<b>XU / WANG</b>	<b>CHN</b>	<b>4</b>	11	11	10	11	11
<b>MAKAI / SZECSI</b>	<b>HUN</b>	<b>1</b>	6	4	12	2	4
	Duration	<b>13min</b>	3min	2min	4min	2min	2min

Match No: XD55

Table: Table 8

Umpires:

Player Statistics	XU / WANG (CHN)						MAKAI / SZECSI (HUN)					
	Game					Match	Game					Match
	1	2	3	4	5		1	2	3	4	5	
Points won	11	11	10	11	11	<b>54</b>	6	4	12	2	4	<b>28</b>
Biggest lead	5	7	2	9	7	<b>9</b>	-	-	2	1	-	<b>2</b>
Points won on own serve	7	5	6	5	6	<b>29</b>	4	2	7	1	2	<b>16</b>
Points lost on own serve	2	2	5	1	2	<b>12</b>	4	6	4	6	5	<b>25</b>
Most consecutive points won	3	4	4	10	5	<b>10</b>	2	2	3	2	2	<b>3</b>
Greatest deficit overcome	-	-	-	1	-	<b>1</b>	-	-	2	-	-	<b>2</b>
Handedness/Grip	-						-					

Game/Match Statistics	Game					Match
	1	2	3	4	5	
Longest rally (strokes)	6	6	7	7	7	<b>7</b>
Average rally	3	3	3	4	4	<b>4</b>

#### Game Progress

1	XU / WANG (CHN)	*0	2	*3	5	*6	7	*8	9	*10	11			
	MAKAI / SZECSI (HUN)	0	*0	1	*1	2	*3	4	*5	6	<b>6</b>			
2	XU / WANG (CHN)	0	*1	3	*4	5	*7	8	*10	11				
	MAKAI / SZECSI (HUN)	*0	1	*1	2	*3	3	*4	4	<b>4</b>				
3	XU / WANG (CHN)	*0	2	*2	3	*3	5	*7	7	*8	9	*10	10	<b>10</b>
	MAKAI / SZECSI (HUN)	0	*0	2	*3	5	*5	5	*7	8	*9	10	*11	<b>12</b>
4	XU / WANG (CHN)	0	*1	2	*4	6	*8	10	11					
	MAKAI / SZECSI (HUN)	*0	1	*2	2	*2	2	*2	<b>2</b>					
5	XU / WANG (CHN)	*0	1	*3	5	*6	8	*9	10	11				
	MAKAI / SZECSI (HUN)	0	*1	1	*1	2	*2	3	*4	<b>4</b>				

#### LEGEND

\* Server

MS Men's Single

MT Men's Team

No. Number

WS Women's Single

WT Women's Team

Note: The "Greatest deficit overcome" only applies when the player ends up winning the game.



SUN 23 JUL 2017

### Match Results

Start Time 11:45

CHULKOV / MARKOVICH (RUS)

0 - 4

ZAKLADNYI / KHODKO (UKR)

#### Game Summary

		Match	1st Game	2nd Game	3rd Game	4th Game
CHULKOV / MARKOVICH	RUS	0	9	10	3	6
ZAKLADNYI / KHODKO	UKR	4	11	12	11	11
	Duration	18min	5min	6min	3min	4min

Match No: XD56

Table: Table 9

Umpires:

Player Statistics	CHULKOV / MARKOVICH (RUS)					ZAKLADNYI / KHODKO (UKR)				
	Game				Match	Game				Match
	1	2	3	4		1	2	3	4	
Points won	9	10	3	6	28	11	12	11	11	45
Biggest lead	1	2	-	-	2	3	2	8	5	8
Points won on own serve	4	6	-	3	13	5	7	5	5	22
Points lost on own serve	6	5	6	6	23	5	4	3	3	15
Most consecutive points won	3	4	1	3	4	3	4	6	5	6
Greatest deficit overcome	-	-	-	-	-	1	2	-	-	2
Handedness/Grip	-					-				

Game/Match Statistics	Game				Match
	1	2	3	4	
Longest rally (strokes)	9	7	5	5	9
Average rally	4	4	3	4	4

#### Game Progress

1	CHULKOV / MARKOVICH (RUS)	0	*1	1	*2	3	*5	6	*6	8	*9	9		
	ZAKLADNYI / KHODKO (UKR)	*0	1	*3	4	*5	5	*6	8	*8	9	11		
2	CHULKOV / MARKOVICH (RUS)	*0	2	*2	2	*4	6	*6	7	*8	9	*10	10	10
	ZAKLADNYI / KHODKO (UKR)	0	*0	2	*4	4	*4	6	*7	8	*9	10	*11	12
3	CHULKOV / MARKOVICH (RUS)	0	*1	1	*2	2	*2	2	3					
	ZAKLADNYI / KHODKO (UKR)	*0	1	*3	4	*6	8	*10	11					
4	CHULKOV / MARKOVICH (RUS)	*0	0	*0	2	*3	4	*6	6	*6	6			
	ZAKLADNYI / KHODKO (UKR)	0	*2	4	*4	5	*6	6	*8	10	11			

#### LEGEND

\* Server

MS Men's Single

MT Men's Team

No. Number

WS Women's Single

WT Women's Team

Note: The "Greatest deficit overcome" only applies when the player ends up winning the game.



SUN 23 JUL 2017

## Match Results

Start Time 13:30

WANG / SHI (CHN)

4 - 0

SHIN / LEE (KOR)

### Game Summary

		Match	1st Game	2nd Game	3rd Game	4th Game
WANG / SHI	CHN	4	11	11	11	11
SHIN / LEE	KOR	0	7	6	2	6
Duration		15min	4min	4min	3min	4min

Match No: XD57

Table: Table 7

Umpires:

Player Statistics	WANG / SHI (CHN)					SHIN / LEE (KOR)				
	Game				Match	Game				Match
	1	2	3	4		1	2	3	4	
Points won	11	11	11	11	44	7	6	2	6	21
Biggest lead	5	5	9	5	9	2	-	-	-	2
Points won on own serve	5	6	5	7	23	4	3	1	4	12
Points lost on own serve	3	3	1	2	9	6	5	6	4	21
Most consecutive points won	3	5	6	5	6	2	1	1	4	4
Greatest deficit overcome	2	-	-	-	2	-	-	-	-	-
Handedness/Grip	-					-				

Game/Match Statistics	Game				Match
	1	2	3	4	
Longest rally (strokes)	7	10	8	7	10
Average rally	4	4	4	4	4

### Game Progress

1	WANG / SHI (CHN)	0	*0	2	*3	4	*6	7	*9	10	11
	SHIN / LEE (KOR)	*0	2	*2	3	*4	4	*5	5	*6	7
2	WANG / SHI (CHN)	*0	1	*2	4	*6	7	*8	9	*10	11
	SHIN / LEE (KOR)	0	*1	2	*2	2	*3	4	*5	6	6
3	WANG / SHI (CHN)	0	*2	4	*5	7	*9	10	11		
	SHIN / LEE (KOR)	*0	0	*0	1	*1	1	*2	2		
4	WANG / SHI (CHN)	*0	2	*3	5	*5	5	*6	8	*10	11
	SHIN / LEE (KOR)	0	*0	1	*1	3	*5	6	*6	6	6

### LEGEND

\* Server

MS Men's Single

MT Men's Team

No. Number

WS Women's Single

WT Women's Team

Note: The "Greatest deficit overcome" only applies when the player ends up winning the game.

TTX002301\_73A 1.7

Page 1 / 1

Report Created SUN 23 JUL 2017 15:01





SUN 23 JUL 2017

### Match Results

Start Time 13:30

ZHANG / LIN (CHN)

0 - 4

KEINATH / JURKOVA (SVK)

#### Game Summary

		Match	1st Game	2nd Game	3rd Game	4th Game
ZHANG / LIN	CHN	0	10	6	5	5
KEINATH / JURKOVA	SVK	4	12	11	11	11
Duration		16min	5min	4min	3min	4min

Match No: XD58

Table: Table 3

Umpires:

Player Statistics	ZHANG / LIN (CHN)					KEINATH / JURKOVA (SVK)				
	Game				Match	Game				Match
	1	2	3	4		1	2	3	4	
Points won	10	6	5	5	26	12	11	11	11	45
Biggest lead	5	-	-	1	5	2	5	6	6	6
Points won on own serve	4	3	1	2	10	5	6	4	5	20
Points lost on own serve	7	5	7	6	25	6	3	4	3	16
Most consecutive points won	5	1	2	2	5	7	5	4	6	7
Greatest deficit overcome	-	-	-	-	-	5	-	-	1	5
Handedness/Grip	-					-				

Game/Match Statistics	Game				Match
	1	2	3	4	
Longest rally (strokes)	8	7	6	11	11
Average rally	4	3	2	4	3

#### Game Progress

1	ZHANG / LIN (CHN)	*0	1	*3	5	*6	7	*8	8	*8	8	*10	10	10
	KEINATH / JURKOVA (SVK)	0	*1	1	*1	2	*3	4	*6	8	*10	10	*11	12
2	ZHANG / LIN (CHN)	0	*1	1	*1	2	*3	4	*5	6	6			
	KEINATH / JURKOVA (SVK)	*0	1	*3	5	*6	7	*8	9	*10	11			
3	ZHANG / LIN (CHN)	*0	0	*1	2	*3	3	*5	5	5				
	KEINATH / JURKOVA (SVK)	0	*2	3	*4	5	*7	7	*9	11				
4	ZHANG / LIN (CHN)	0	*1	2	*3	4	*4	4	*5	5				
	KEINATH / JURKOVA (SVK)	*0	1	*2	3	*4	6	*8	9	11				

#### LEGEND

\* Server

MS Men's Single

MT Men's Team

No. Number

WS Women's Single

WT Women's Team

Note: The "Greatest deficit overcome" only applies when the player ends up winning the game.



SUN 23 JUL 2017

### Match Results

Start Time 13:30

TIAN / HUANG (CHN)

4 - 3

YAKOVENKO / VASYLIEVA (UKR)

#### Game Summary

	Match	1st Game	2nd Game	3rd Game	4th Game	5th Game	6th Game	7th Game
<b>TIAN / HUANG</b>	<b>4</b>	15	7	11	11	11	6	11
<b>YAKOVENKO / VASYLIEVA</b>	<b>3</b>	13	11	4	13	7	11	9
Duration	<b>39min</b>	8min	4min	2min	8min	5min	5min	7min

Match No: XD59

Table: Table 2

Umpires:

Player Statistics	TIAN / HUANG (CHN)								Match	YAKOVENKO / VASYLIEVA (UKR)								Match
	Game									Game								
	1	2	3	4	5	6	7			1	2	3	4	5	6	7		
Points won	15	7	11	11	11	6	11	72	13	11	4	13	7	11	9	68		
Biggest lead	2	-	9	-	4	-	4	9	4	5	-	4	2	7	-	7		
Points won on own serve	8	3	6	4	5	2	6	34	7	4	3	5	4	4	5	32		
Points lost on own serve	6	7	1	8	3	7	4	36	7	4	5	7	6	4	5	38		
Most consecutive points won	5	3	9	3	4	3	4	9	3	3	3	3	2	3	3	3		
Greatest deficit overcome	4	-	-	-	2	-	-	4	-	-	-	-	-	-	-	-		
Handedness/Grip	-									-								

Game/Match Statistics	Game							Match
	1	2	3	4	5	6	7	
Longest rally (strokes)	10	10	6	10	8	7	10	10
Average rally	5	5	4	5	5	4	5	5

#### Game Progress

1	TIAN / HUANG (CHN)	0	*1	2	*2	4	*4	5	*6	6	*8	10	*11	11	*11	12	*13	13	*14	15
	YAKOVENKO / VASYLIEVA (UKR)	*0	1	*2	4	*4	6	*7	8	*10	10	*10	10	*11	12	*12	12	*13	13	13
2	TIAN / HUANG (CHN)	*0	0	*1	1	*2	3	*4	6	*7	7									
	YAKOVENKO / VASYLIEVA (UKR)	0	*2	3	*5	6	*7	8	*8	9	11									
3	TIAN / HUANG (CHN)	0	*2	4	*6	8	*9	10	*10	11										
	YAKOVENKO / VASYLIEVA (UKR)	*0	0	*0	0	*0	1	*2	4	4										
4	TIAN / HUANG (CHN)	*0	0	*1	1	*3	4	*5	6	*7	9	*10	10	*11	11	11				
	YAKOVENKO / VASYLIEVA (UKR)	0	*2	3	*5	5	*6	7	*8	9	*9	10	*11	11	*12	13				
5	TIAN / HUANG (CHN)	0	*0	2	*4	5	*6	7	*8	9	11									
	YAKOVENKO / VASYLIEVA (UKR)	*0	2	*2	2	*3	4	*5	6	*7	7									
6	TIAN / HUANG (CHN)	*0	0	*1	1	*2	3	*3	4	*6	6									
	YAKOVENKO / VASYLIEVA (UKR)	0	*2	3	*5	6	*7	9	*10	10	11									
7	TIAN / HUANG (CHN)	0	*1	2	*3	7	*7	8	*10	10	11									
	YAKOVENKO / VASYLIEVA (UKR)	*0	1	*2	3	*3	5	*6	6	*8	9									

#### LEGEND

\* Server

MS Men's Single

MT Men's Team

No. Number

WS Women's Single

WT Women's Team

Note: The "Greatest deficit overcome" only applies when the player ends up winning the game.



SUN 23 JUL 2017

## Match Results

Start Time 13:30

XU / WANG (CHN)

2 - 4

ZAKLADNYI / KHODKO (UKR)

### Game Summary

		Match	1st Game	2nd Game	3rd Game	4th Game	5th Game	6th Game
XU / WANG	CHN	2	7	4	11	11	7	2
ZAKLADNYI / KHODKO	UKR	4	11	11	8	9	11	11
	Duration	28min	4min	4min	5min	6min	5min	4min

Match No: XD60

Table: Table 1

Umpires:

Player Statistics	XU / WANG (CHN)							Match	ZAKLADNYI / KHODKO (UKR)							Match
	Game								Game							
	1	2	3	4	5	6	1		2	3	4	5	6			
Points won	7	4	11	11	7	2	42	11	11	8	9	11	11	61		
Biggest lead	1	1	3	2	1	-	3	4	7	2	2	4	9	9		
Points won on own serve	6	2	4	4	1	1	18	9	5	3	3	4	5	29		
Points lost on own serve	2	6	5	6	7	6	32	1	2	7	7	6	1	24		
Most consecutive points won	2	2	3	3	2	1	3	3	6	2	3	4	8	8		
Greatest deficit overcome	-	-	2	2	-	-	2	1	1	-	-	1	-	1		
Handedness/Grip	-								-							

Game/Match Statistics	Game						Match
	1	2	3	4	5	6	
Longest rally (strokes)	8	6	9	13	6	7	13
Average rally	4	4	4	5	3	4	4

### Game Progress

1	XU / WANG (CHN)	0	*1	2	*2	4	*4	6	*6	7	7
	ZAKLADNYI / KHODKO (UKR)	*0	1	*2	4	*4	6	*6	8	*9	11
2	XU / WANG (CHN)	*0	1	*1	1	*2	3	*4	4	4	
	ZAKLADNYI / KHODKO (UKR)	0	*1	3	*5	6	*7	8	*10	11	
3	XU / WANG (CHN)	0	*1	1	*3	3	*5	6	*7	9	*10
	ZAKLADNYI / KHODKO (UKR)	*0	1	*3	3	*5	5	*6	7	*7	8
4	XU / WANG (CHN)	*0	1	*2	3	*3	4	*6	6	*8	9
	ZAKLADNYI / KHODKO (UKR)	0	*1	2	*3	5	*6	6	*8	8	*9
5	XU / WANG (CHN)	0	*1	2	*3	3	*4	4	*6	6	7
	ZAKLADNYI / KHODKO (UKR)	*0	1	*2	3	*5	6	*8	8	*10	11
6	XU / WANG (CHN)	*0	0	*1	2	*2	2	*2	2		
	ZAKLADNYI / KHODKO (UKR)	0	*2	3	*4	6	*8	10	11		

### LEGEND

\* Server

MS Men's Single

MT Men's Team

No. Number

WS Women's Single

WT Women's Team

Note: The "Greatest deficit overcome" only applies when the player ends up winning the game.

TTX002304\_73A 1.1

Page 1 / 1

Report Created SUN 23 JUL 2017 15:34



SUN 23 JUL 2017

### Match Results

Start Time 14:30

WANG / SHI (CHN)

4 - 0

KEINATH / JURKOVA (SVK)

#### Game Summary

		Match	1st Game	2nd Game	3rd Game	4th Game
<b>WANG / SHI</b>	<b>CHN</b>	<b>4</b>	11	11	11	11
KEINATH / JURKOVA	SVK	0	5	1	2	9
Duration		13min	3min	2min	3min	5min

Match No: XD61

Table: Table 1

Umpires:

Player Statistics	WANG / SHI (CHN)					KEINATH / JURKOVA (SVK)				
	Game				Match	Game				Match
	1	2	3	4		1	2	3	4	
Points won	11	11	11	11	44	5	1	2	9	17
Biggest lead	6	10	9	3	10	-	-	-	1	1
Points won on own serve	6	6	6	7	25	3	1	2	6	12
Points lost on own serve	2	-	-	3	5	5	5	5	4	19
Most consecutive points won	3	10	7	3	10	1	1	1	2	2
Greatest deficit overcome	-	-	-	1	1	-	-	-	-	-
Handedness/Grip	-					-				

Game/Match Statistics	Game				Match
	1	2	3	4	
Longest rally (strokes)	10	7	8	15	15
Average rally	4	4	5	5	4

#### Game Progress

1	WANG / SHI (CHN)	0	*1	2	*4	5	*6	8	*9	11	KEINATH / JURKOVA (SVK)	*0	1	*2	2	*3	4	*4	5	5				
2	WANG / SHI (CHN)	*0	2	*4	6	*8	10	11	KEINATH / JURKOVA (SVK)	0	*0	0	*0	0	*0	1								
3	WANG / SHI (CHN)	0	*1	3	*5	7	*8	10	11	KEINATH / JURKOVA (SVK)	*0	1	*1	1	*1	2	*2	2						
4	WANG / SHI (CHN)	*0	1	*2	3	*4	6	*6	8	*9	10	11	KEINATH / JURKOVA (SVK)	0	*1	2	*3	4	*4	6	*6	7	*8	9

#### LEGEND

\* Server

MS Men's Single

MT Men's Team

No. Number

WS Women's Single

WT Women's Team

Note: The "Greatest deficit overcome" only applies when the player ends up winning the game.



SUN 23 JUL 2017

### Match Results

Start Time 14:30

TIAN / HUANG (CHN)

4 - 3

ZAKLADNYI / KHODKO (UKR)

**Game Summary**

		Match	1st Game	2nd Game	3rd Game	4th Game	5th Game	6th Game	7th Game
<b>TIAN / HUANG</b>	<b>CHN</b>	<b>4</b>	11	7	12	4	9	11	11
<b>ZAKLADNYI / KHODKO</b>	<b>UKR</b>	<b>3</b>	4	11	10	11	11	7	7
	Duration	<b>41min</b>	3min	5min	8min	4min	8min	6min	7min

Match No: XD62

Table: Table 2

Umpires:

Player Statistics	TIAN / HUANG (CHN)								Match	ZAKLADNYI / KHODKO (UKR)								Match
	Game									Game								
	1	2	3	4	5	6	7			1	2	3	4	5	6	7		
Points won	11	7	12	4	9	11	11	<b>65</b>	4	11	10	11	11	7	7	<b>61</b>		
Biggest lead	7	2	2	-	-	4	5	<b>7</b>	-	4	2	7	3	-	-	<b>7</b>		
Points won on own serve	6	4	7	1	3	4	9	<b>34</b>	2	7	6	5	4	3	6	<b>33</b>		
Points lost on own serve	2	4	4	6	7	4	1	<b>28</b>	5	3	5	3	6	7	2	<b>31</b>		
Most consecutive points won	5	4	2	2	2	2	4	<b>5</b>	1	6	3	5	2	2	2	<b>6</b>		
Greatest deficit overcome	-	-	2	-	-	-	-	<b>2</b>	-	2	-	-	-	-	-	<b>2</b>		
Handedness/Grip	-									-								

Game/Match Statistics	Game							Match
	1	2	3	4	5	6	7	
Longest rally (strokes)	7	6	13	7	11	10	8	<b>13</b>
Average rally	5	4	5	4	5	4	4	<b>5</b>

**Game Progress**

1	TIAN / HUANG (CHN)	*0	2	*3	4	*5	7	*9	10	11	ZAKLADNYI / KHODKO (UKR)	0	*0	1	*2	3	*3	3	*4	4								
2	TIAN / HUANG (CHN)	0	*1	3	*3	3	*3	5	*7	7	7	ZAKLADNYI / KHODKO (UKR)	*0	1	*1	3	*5	7	*7	7	*9	11						
3	TIAN / HUANG (CHN)	*0	1	*2	3	*4	5	*5	7	*8	9	*10	11	12	ZAKLADNYI / KHODKO (UKR)	0	*1	2	*3	4	*5	7	*7	8	*9	10	*10	10
4	TIAN / HUANG (CHN)	0	*0	1	*2	2	*4	4	*4	4	ZAKLADNYI / KHODKO (UKR)	*0	2	*3	4	*6	6	*8	10	11								
5	TIAN / HUANG (CHN)	*0	0	*2	3	*4	5	*6	6	*7	8	9	ZAKLADNYI / KHODKO (UKR)	0	*2	2	*3	4	*5	6	*8	9	*10	11				
6	TIAN / HUANG (CHN)	0	*2	3	*4	5	*6	7	*8	9	11	ZAKLADNYI / KHODKO (UKR)	*0	0	*1	2	*3	4	*5	6	*7	7						
7	TIAN / HUANG (CHN)	*0	2	*2	4	*5	7	*8	9	*9	11	ZAKLADNYI / KHODKO (UKR)	0	*0	2	*2	3	*3	4	*5	7	7						

**LEGEND**

\* Server

MS Men's Single

MT Men's Team

No. Number

WS Women's Single

WT Women's Team

**Note:** The "Greatest deficit overcome" only applies when the player ends up winning the game.



SUN 23 JUL 2017

### Match Results

Start Time 15:30

WANG / SHI (CHN)

4 - 0

TIAN / HUANG (CHN)

#### Game Summary

		Match	1st Game	2nd Game	3rd Game	4th Game
WANG / SHI	CHN	4	11	11	11	11
TIAN / HUANG	CHN	0	4	1	2	6
Duration		12min	3min	2min	2min	5min

Match No: XD63

Table: Table 1

Umpires:

Player Statistics	WANG / SHI (CHN)					TIAN / HUANG (CHN)				
	Game				Match	Game				Match
	1	2	3	4		1	2	3	4	
Points won	11	11	11	11	44	4	1	2	6	13
Biggest lead	7	10	9	5	10	-	-	-	1	1
Points won on own serve	5	5	5	6	21	2	-	1	3	6
Points lost on own serve	2	1	1	3	7	6	6	6	5	23
Most consecutive points won	5	8	5	6	8	1	1	1	2	2
Greatest deficit overcome	-	-	-	1	1	-	-	-	-	-
Handedness/Grip	-					-				

Game/Match Statistics	Game				Match
	1	2	3	4	
Longest rally (strokes)	8	6	8	8	8
Average rally	4	3	4	4	4

#### Game Progress

1	WANG / SHI (CHN)	0	*2	3	*4	5	*7	9	*10	11	
	TIAN / HUANG (CHN)	*0	0	*1	2	*3	3	*3	4	4	
2	WANG / SHI (CHN)	*0	2	*4	6	*8	9	11			
	TIAN / HUANG (CHN)	0	*0	0	*0	0	*1	1			
3	WANG / SHI (CHN)	0	*2	3	*5	7	*8	10	11		
	TIAN / HUANG (CHN)	*0	0	*1	1	*1	2	*2	2		
4	WANG / SHI (CHN)	*0	1	*2	3	*4	5	*6	8	*10	11
	TIAN / HUANG (CHN)	0	*1	2	*3	4	*5	6	*6	6	6

#### LEGEND

\* Server

MS Men's Single

MT Men's Team

No. Number

WS Women's Single

WT Women's Team

Note: The "Greatest deficit overcome" only applies when the player ends up winning the game.

TTX002101\_73A 1.0

Page 1 / 1

Report Created SUN 23 JUL 2017 16:30