



Medallists by event

As of TUE 1 AUG 2017 at 16:59

Event Name	Date	Medal	Name	NOC Code
Women	FRI 28 JUL 2017	Gold	JAPAN UGAYA Saki YAMASAKI Nozomi MIURA Sanae MAEJIMA Nami TAKARA Miki AZUMI Rie HATA Nanako MURAKI Rena OZUKA Aimi HASEYAMA Yumi NAKATA Mio HIRAOKA Sayuri	JPN
		Silver	ITALY TOMAT Alice CALCAGNI Alice GALBUSERA Ilaria GENNARO Claudia BROGGI Valentina MARTONE Luana BENNARDO Silvia BIASIN Federica CABONI Vanessa CASINI Clara BRANDANI Simona BRUNI Federica	ITA



Medallists by event

As of TUE 1 AUG 2017 at 16:59

Event Name	Date	Medal	Name	NOC Code
Women	FRI 28 JUL 2017	Bronze	US OF AMERICA FROWICK Kali LeAnn DANIELS Adele REESE Katelyn Dee WHITED Ann THOMAS Darriyan MOUNTY-WEINSTOCK Ludmila KONS Jaime Lynn DIPPOLD Megan E TUBERT Sarah GARRITY Abby BUNN Cali	USA



Medallists by event

As of TUE 1 AUG 2017 at 16:59

Event Name	Date	Medal	Name	NOC Code
Men	FRI 28 JUL 2017	Gold	TURKEY CICEK Hilmi Kaan PALAZ Emrullah KUZUCU Mehmet GENC Furkan SIMSEK Cevat KARATAS Ridvan YASAN Hasan AKYILDIZ Kadir RAZBONYALI Ahmet Metin YIGITER Fatih YAGIZ Ozan KARABICAK Kerim IMDAT Metin HAYTA Ersin	TUR
		Silver	UKRAINE ANTONYUK Oleg BILOBLOTS'KY Olexandr KOSHKAROV Olexsii NIKIFOROV Illia POLTORATSKYI Olexsandr PROKHORCHUK Olexsandr RADCHENKO Valerii RENKAS Dmytrii TSYMOVSKYY Yegor ZAHORODNII Ihor ZAVIRUKHA Igor ZELENSKYI Volodymyr	UKR



Medallists by event

As of TUE 1 AUG 2017 at 16:59

Event Name	Date	Medal	Name	NOC Code
Men	FRI 28 JUL 2017	Bronze	RUSSIA BULEIKO Vladimir SALMIN Maxim Ivanovich KUDRYASHOV Alexander Yuryevich ROMANTSOV Pavel SINELNIKOV Stanislav PETROCHENKO Aleksey VESNIN Andrey PLESHKEVICH Georgy ELIZOV Dmitrii OKUNEV Sergey Nikolaevich SHMYGIN Vladimir SHUVAEV Alexander KOMAROV Kirill SIMANOVSKIY Roman	RUS



Competition Schedule

As of TUE 25 JUL 2017 at 19:34

Date	Start Time	Estimated Finish Time	Teams	Gender	Phase	Game No.	Venue
WED 19 JUL 2017	10:00	12:00	RUS - CAN	Women	Preliminary Group A	1	Hasan Dogan Spor Salonu
	11:00	13:00	BRA - VEN	Men	Preliminary Group A	2	Mustafa Dagistanli Spor Salonu
	12:30	14:30	JPN - ITA	Women	Preliminary Group A	3	Hasan Dogan Spor Salonu
	13:00	15:00	ITA - JPN	Men	Preliminary Group A	4	Mustafa Dagistanli Spor Salonu
	15:00	17:00	UKR - BRA	Women	Preliminary Group B	5	Hasan Dogan Spor Salonu
	15:00	17:00	RUS - POL	Men	Preliminary Group B	6	Mustafa Dagistanli Spor Salonu
	17:00	19:00	USA - IRI	Men	Preliminary Group B	7	Mustafa Dagistanli Spor Salonu
	17:30	19:30	USA - POL	Women	Preliminary Group B	8	Hasan Dogan Spor Salonu
THU 20 JUL 2017	10:00	12:00	CAN - JPN	Women	Preliminary Group A	9	Hasan Dogan Spor Salonu
	11:00	13:00	VEN - ITA	Men	Preliminary Group A	10	Mustafa Dagistanli Spor Salonu
	12:30	14:30	BRA - POL	Women	Preliminary Group B	11	Hasan Dogan Spor Salonu
	13:00	15:00	POL - USA	Men	Preliminary Group B	12	Mustafa Dagistanli Spor Salonu
	15:00	17:00	UKR - USA	Women	Preliminary Group B	13	Hasan Dogan Spor Salonu
	15:00	17:00	UKR - RUS	Men	Preliminary Group B	14	Mustafa Dagistanli Spor Salonu
	17:00	19:00	TUR - BRA	Men	Preliminary Group A	15	Mustafa Dagistanli Spor Salonu
	17:30	19:30	TUR - RUS	Women	Preliminary Group A	16	Hasan Dogan Spor Salonu
FRI 21 JUL 2017	11:00	13:00	JPN - VEN	Men	Preliminary Group A	17	Mustafa Dagistanli Spor Salonu
	13:00	15:00	USA - UKR	Men	Preliminary Group B	18	Mustafa Dagistanli Spor Salonu
	15:00	17:00	ITA - CAN	Women	Preliminary Group A	19	Hasan Dogan Spor Salonu
	15:00	17:00	IRI - POL	Men	Preliminary Group B	20	Mustafa Dagistanli Spor Salonu
	17:00	19:00	ITA - TUR	Men	Preliminary Group A	21	Mustafa Dagistanli Spor Salonu
	17:30	19:30	JPN - TUR	Women	Preliminary Group A	22	Hasan Dogan Spor Salonu
SAT 22 JUL 2017	10:00	12:00	RUS - JPN	Women	Preliminary Group A	23	Hasan Dogan Spor Salonu
	11:00	13:00	BRA - ITA	Men	Preliminary Group A	24	Mustafa Dagistanli Spor Salonu
	12:30	14:30	USA - BRA	Women	Preliminary Group B	25	Hasan Dogan Spor Salonu
	13:00	15:00	UKR - IRI	Men	Preliminary Group B	26	Mustafa Dagistanli Spor Salonu
	15:00	17:00	POL - UKR	Women	Preliminary Group B	27	Hasan Dogan Spor Salonu
	15:00	17:00	RUS - USA	Men	Preliminary Group B	28	Mustafa Dagistanli Spor Salonu
	17:00	19:00	TUR - JPN	Men	Preliminary Group A	29	Mustafa Dagistanli Spor Salonu
	17:30	19:30	TUR - ITA	Women	Preliminary Group A	30	Hasan Dogan Spor Salonu
SUN 23 JUL 2017	11:00	13:00	JPN - BRA	Men	Preliminary Group A	31	Mustafa Dagistanli Spor Salonu
	13:00	15:00	IRI - RUS	Men	Preliminary Group B	32	Mustafa Dagistanli Spor Salonu
	15:00	17:00	ITA - RUS	Women	Preliminary Group A	33	Hasan Dogan Spor Salonu
	15:00	17:00	POL - UKR	Men	Preliminary Group B	34	Mustafa Dagistanli Spor Salonu
	17:00	19:00	VEN - TUR	Men	Preliminary Group A	35	Mustafa Dagistanli Spor Salonu
	17:30	19:30	CAN - TUR	Women	Preliminary Group A	36	Hasan Dogan Spor Salonu
TUE 25 JUL 2017	10:00	12:00	JPN - BRA	Women	Quarter-finals	37	Hasan Dogan Spor Salonu
	11:00	13:00	TUR - USA	Men	Quarter-finals	38	Mustafa Dagistanli Spor Salonu
	12:30	14:30	RUS - UKR	Women	Quarter-finals	39	Hasan Dogan Spor Salonu
	13:00	15:00	ITA - IRI	Men	Quarter-finals	40	Mustafa Dagistanli Spor Salonu
	15:00	17:00	ITA - POL	Women	Quarter-finals	41	Hasan Dogan Spor Salonu
	15:00	17:00	JPN - RUS	Men	Quarter-finals	42	Mustafa Dagistanli Spor Salonu
	17:00	19:00	BRA - UKR	Men	Quarter-finals	43	Mustafa Dagistanli Spor Salonu
	17:30	19:30	TUR - USA	Women	Quarter-finals	44	Hasan Dogan Spor Salonu
WED 26 JUL 2017	10:00	12:00	BRA - RUS	Women	Semifinals 5-8	45	Hasan Dogan Spor Salonu
	11:00	13:00	JPN - UKR	Women	Semi-finals	46	Mustafa Dagistanli Spor Salonu



Competition Schedule

As of TUE 25 JUL 2017 at 19:34

Date	Start Time	Etimated Finish Time	Teams	Gender	Phase	Game No.	Venue
	12:30	14:30	POL - TUR	Women	Semifinals 5-8	47	Hasan Dogan Spor Salonu
	13:00	15:00	ITA - USA	Women	Semi-finals	48	Mustafa Dagistanli Spor Salonu
	15:00	17:00	USA - ITA	Men	Semifinals 5-8	49	Hasan Dogan Spor Salonu
	15:30	17:30	TUR - IRI	Men	Semi-finals	50	Mustafa Dagistanli Spor Salonu
	17:30	19:30	RUS - UKR	Men	Semi-finals	51	Mustafa Dagistanli Spor Salonu
	17:30	19:30	JPN - BRA	Men	Semifinals 5-8	52	Hasan Dogan Spor Salonu
THU 27 JUL 2017	11:00	13:00	USA - JPN	Men	Final 7th-8th Place	53	Mustafa Dagistanli Spor Salonu
	13:00	15:00	BRA - TUR	Women	Final 7th-8th Place	54	Mustafa Dagistanli Spor Salonu
	15:00	17:00	ITA - BRA	Men	Final 5th-6th Place	55	Mustafa Dagistanli Spor Salonu
	17:00	19:00	RUS - POL	Women	Final 5th-6th Place	56	Mustafa Dagistanli Spor Salonu
FRI 28 JUL 2017	11:00	13:00	IRI - RUS	Men	Bronze-medal Match	57	Mustafa Dagistanli Spor Salonu
	13:00	15:00	UKR - USA	Women	Bronze-medal Match	58	Mustafa Dagistanli Spor Salonu
	15:00	17:00	JPN - ITA	Women	Gold-medal Match	59	Mustafa Dagistanli Spor Salonu
	17:00	19:00	TUR - UKR	Men	Gold-medal Match	60	Mustafa Dagistanli Spor Salonu

LEGEND

L Loser

No. Number

W Winner



Medallists

As of TUE 1 AUG 2017 at 16:58

Gold	Silver	Bronze
JPN - Japan	ITA - Italy	USA - US of America
1 UGAYA Saki	1 TOMAT Alice	1 FROWICK Kali LeAnn
2 YAMASAKI Nozomi	2 CALCAGNI Alice	2 DANIELS Adele
3 MIURA Sanae	3 GALBUSERA Ilaria	3 REESE Katelyn Dee
4 MAEJIMA Nami	4 GENNARO Claudia	4 WHITED Ann
5 TAKARA Miki	5 BROGGI Valentina	5 THOMAS Darriyan
6 AZUMI Rie	6 MARTONE Luana	6 MOUNTY-WEINSTOCK Ludmila
7 HATA Nanako	7 BENNARDO Silvia	7 KONS Jaime Lynn
8 MURAKI Rena	8 BIASIN Federica	11 DIPPOLD Megan E
9 OZUKA Aimi	11 CABONI Vanessa	12 TUBERT Sarah
10 HASEYAMA Yumi	12 CASINI Clara	14 GARRITY Abby
11 NAKATA Mio	13 BRANDANI Simona	16 BUNN Cali
12 HIRAOKA Sayuri	15 BRUNI Federica	




Final Standings

As of TUE 1 AUG 2017 at 17:00

P4

Medal	Rank	Team
Gold	1	JPN - Japan
Silver	2	ITA - Italy
Bronze	3	USA - US of America
	4	UKR - Ukraine
	5	RUS - Russia
	6	POL - Poland
	7	TUR - Turkey
	8	BRA - Brazil
	9	CAN - Canada



Results Table - Final Round

P4

As of FRI 28 JUL 2017 at 20:56

Match	Phase	Date	Teams	Sets	Points per Set					Total Points	Match Duration	Spectators
					1	2	3	4	5			
37	Quarter-finals	TUE 25 JUL 2017	JPN vs BRA	3 - 0	25 - 5	25 - 23	25 - 12			75 - 40	1:17	
39	Quarter-finals	TUE 25 JUL 2017	RUS vs UKR	1 - 3	25 - 22	17 - 25	19 - 25	17 - 25		78 - 97	2:02	
41	Quarter-finals	TUE 25 JUL 2017	ITA vs POL	3 - 0	25 - 20	25 - 22	25 - 17			75 - 59	1:25	
44	Quarter-finals	TUE 25 JUL 2017	TUR vs USA	0 - 3	14 - 25	16 - 25	12 - 25			42 - 75	1:14	
45	Semifinals 5-8	WED 26 JUL 2017	BRA vs RUS	2 - 3	25 - 19	12 - 25	25 - 19	20 - 25	7 - 15	89 - 103	2:06	
46	Semi-finals	WED 26 JUL 2017	JPN vs UKR	3 - 0	25 - 18	25 - 23	25 - 20			75 - 61	1:32	
47	Semifinals 5-8	WED 26 JUL 2017	POL vs TUR	3 - 0	25 - 14	25 - 21	25 - 17			75 - 52	1:32	
48	Semi-finals	WED 26 JUL 2017	ITA vs USA	3 - 1	24 - 26	29 - 27	26 - 24	25 - 20		104 - 97	2:11	
54	Final 7th-8th Place	THU 27 JUL 2017	BRA vs TUR	1 - 3	20 - 25	17 - 25	25 - 22	12 - 25		74 - 97	2:12	
56	Final 5th-6th Place	THU 27 JUL 2017	RUS vs POL	3 - 0	25 - 17	25 - 22	25 - 20			75 - 59	1:30	
58	Bronze-medal Match	FRI 28 JUL 2017	UKR vs USA	0 - 3	16 - 25	12 - 25	22 - 25			50 - 75	1:29	
59	Gold-medal Match	FRI 28 JUL 2017	JPN vs ITA	3 - 0	25 - 15	25 - 14	25 - 17			75 - 46	1:19	

Statistics of	Average match duration	Average spectators	Total spectators
Preliminary	1h37		
Final Rounds	1h39		
Tournament	1h38		

Quarterfinal Round Semifinal Round Final Round

JPN - Japan

Match 37, 25 JUL 10:00

BRA - Brazil

JPN - Japan 3 - 0

Match 46, 26 JUL 11:00

RUS - Russia

Match 39, 25 JUL 12:30

UKR - Ukraine

UKR - Ukraine 3 - 1

JPN - Japan 3 - 0

Match 59, 28 JUL 15:00

JPN 3 - 0

1 JPN - Japan

ITA - Italy

Match 41, 25 JUL 15:00

POL - Poland

ITA - Italy 3 - 0

Match 48, 26 JUL 13:00

TUR - Turkey

Match 44, 25 JUL 17:30

USA - US of America

USA - US of America 3 - 0

ITA - Italy 3 - 1

2 ITA - Italy

UKR - Ukraine

Match 58, 28 JUL 13:00

USA - US of America

USA 3 - 0

3 USA - US of America

4 UKR - Ukraine



Results Table - Final Round

P4


As of FRI 28 JUL 2017 at 20:56

BRA - Brazil			
Match 45, 26 JUL 10:00	RUS - Russia 3 - 2		
RUS - Russia		RUS 3 - 0	5 RUS - Russia
POL - Poland	Match 56, 27 JUL 17:00		
Match 47, 26 JUL 12:30	POL - Poland 3 - 0		6 POL - Poland
TUR - Turkey			
	BRA - Brazil		
	Match 54, 27 JUL 13:00	TUR 3 - 1	7 TUR - Turkey
	TUR - Turkey		
			8 BRA - Brazil

LEGEND

Ax x (x=1-4) ranked team from pool A

Bx x (x=1-4) ranked team from pool B



FRI 28 JUL 2017

Start Time 15:59 - End Time 17:19

Match Duration 1h19

Results

P2

JPN vs ITA
3 0

Team	Sets	1	2	3	Total
JPN	3	25	25	25	75
ITA	0	15	14	17	46
	Playing Time	23min	24min	25min	1h13

First Referee: Demir DENIZ GUVENC

Second Referee: Rebecca RUIZ JOHANNES

JPN - Japan

No.	Name	Pos.	1	2	3	4	5	Pts
1	UGAYA Saki (C)		4	3	4			6
2	YAMASAKI Nozomi		1	6	1			7
3	MIURA Sanae							
4	MAEJIMA Nami				2			
5	TAKARA Miki	L	L	L	L			
6	AZUMI Rie		6	5	6			6
7	HATA Nanako	S						
8	MURAKI Rena		2					
9	OZUKA Aimi		3	2	3			11
10	HASEYAMA Yumi			12	12			1
11	NAKATA Mio	S	2	1	2			4
12	HIRAOKA Sayuri		5	4	5			12

Coach KAWAKITA Miyuki
Assistant Coach

ITA - Italy

No.	Name	Pos.	1	2	3	4	5	Pts
1	TOMAT Alice		4	4	4			6
2	CALCAGNI Alice	S	4	4	4			
3	GALBUSERA Ilaria (C)		6	6	1			4
4	GENNARO Claudia	S	3	3	3			
5	BROGGI Valentina	L	L	L	L			
6	MARTONE Luana		1	1	13			3
7	BENNARDO Silvia		2	2	2			4
8	BIASIN Federica		6					1
11	CABONI Vanessa		5	5	5			7
12	CASINI Clara							
13	BRANDANI Simona			3	6			1
15	BRUNI Federica			7				

Coach CAMPEDELLI Alessandra
Assistant Coach

TEAM AND PLAYER PERFORMANCES

Won	Total Atts	No. Name	Scoring Skills	Won	Total Atts	No. Name
35	107	Total Team	Spike	14	74	Total Team
9	22	12 HIRAOKA Sayuri		5	29	1 TOMAT Alice
9	27	9 OZUKA Aimi		3	12	11 CABONI Vanessa
6	18	6 AZUMI Rie		2	7	6 MARTONE Luana
1	17	Total Team	Block	8	41	Total Team
1	5	2 YAMASAKI Nozomi		4	15	11 CABONI Vanessa
				2	6	7 BENNARDO Silvia
				1	6	1 TOMAT Alice
11	73	Total Team	Serve	4	48	Total Team
4	13	11 NAKATA Mio		1	2	13 BRANDANI Simona
3	12	12 HIRAOKA Sayuri		1	9	3 GALBUSERA Ilaria
2	14	1 UGAYA Saki		1	6	6 MARTONE Luana
58		Total Team	Opp. Error	32		Total Team
105	197	Total Team	Total	58	163	Total Team
12	35	12 HIRAOKA Sayuri	Best Scorer	7	34	11 CABONI Vanessa

LEGEND

(C) Team Captain

nn Substitute where nn = shirt number of outgoing player

MB Middle Blocker

OS Opposite Spiker

S Setter

n Starting line-up where n= starting position on court

Atts Attempts

No. Shirt Number

Pos Playing Position

WS Wing Spiker

L Substitute Libero

L Libero

Opp. Opponent

Pts Points scored



FRI 28 JUL 2017

Start Time 15:59 - End Time 17:19

Match Duration: 1h19

Match Statistics

P3

JPN vs ITA

3 0

Team	Sets	1	2	3	Total
JPN	3	25	25	25	75
ITA	0	15	14	17	46
	Playing Time	23min	24min	25min	1h13

First Referee: Demir DENIZ GUVENC

Second Referee: Rebecca RUIZ JOHANNES


JPN - Japan

Scoring Spike	Rk	No.	Name	Spikes	Faults	Shots	Total Attempts	Eff %
	1	10	HASEYAMA Yumi	1	-	-	1	100.00
	2	2	YAMASAKI Nozomi	6	1	11	18	27.78
	3	6	AZUMI Rie	6	2	10	18	22.22
	4	1	UGAYA Saki	4	-	15	19	21.05
	5	12	HIRAOKA Sayuri	9	5	8	22	18.18
	9		OZUKA Aimi	9	5	13	27	
	4		MAEJIMA Nami	-	-	1	1	
	11		NAKATA Mio	-	1	-	1	
	3		MIURA Sanae	-	-	-	-	
	5		TAKARA Miki	-	-	-	-	
	7		HATA Nanako	-	-	-	-	
	8		MURAKI Rena	-	-	-	-	
Limit								
15.00%								
Team Totals				35	14	58	107	19.63

Scoring Block	Rk	No.	Name	Kill Blocks	Faults	Rebounds	Total Attempts	Avg. by Set
	1	2	YAMASAKI Nozomi	1	1	3	5	0.33
		1	UGAYA Saki	-	1	3	4	
		11	NAKATA Mio	-	3	-	3	
		6	AZUMI Rie	-	-	2	2	
		5	TAKARA Miki	-	-	1	1	
		9	OZUKA Aimi	-	-	1	1	
		12	HIRAOKA Sayuri	-	1	-	1	
		3	MIURA Sanae	-	-	-	-	
		4	MAEJIMA Nami	-	-	-	-	
		7	HATA Nanako	-	-	-	-	
		8	MURAKI Rena	-	-	-	-	
		10	HASEYAMA Yumi	-	-	-	-	
Team Totals				1	6	10	17	0.33

Scoring Service	Rk	No.	Name	Aces	Faults	Serve Hits	Total Attempts	Avg. by Set
	1	11	NAKATA Mio	4	4	5	13	1.33
	2	12	HIRAOKA Sayuri	3	2	7	12	1.00
	3	9	OZUKA Aimi	2	1	13	16	0.67
	3	1	UGAYA Saki	2	1	11	14	0.67
		6	AZUMI Rie	-	4	7	11	
		2	YAMASAKI Nozomi	-	1	2	3	
		4	MAEJIMA Nami	-	-	2	2	
		8	MURAKI Rena	-	1	-	1	
		10	HASEYAMA Yumi	-	-	1	1	
		3	MIURA Sanae	-	-	-	-	
		5	TAKARA Miki	-	-	-	-	
		7	HATA Nanako	-	-	-	-	
Team Totals				11	14	48	73	3.67

Team	Opponent Errors & Team Faults	58	-		
------	-------------------------------	----	---	--	--



FRI 28 JUL 2017

Match Statistics

Start Time 15:59 - End Time 17:19

P3

Match Duration: 1h19

JPN - Japan

Non-Scoring Dig	Rk	No.	Name	Digs	Faults	Receptions	Total Attempts	Avg. by Set
	1	12	HIRAOKA Sayuri	4	-	1	5	1.33
	2	2	YAMASAKI Nozomi	2	-	3	5	0.67
	3	1	UGAYA Saki	1	1	6	8	0.33
	9		OZUKA Aimi	-	1	8	9	
	5		TAKARA Miki	-	-	3	3	
	6		AZUMI Rie	-	-	3	3	
	11		NAKATA Mio	-	-	1	1	
	3		MIURA Sanae	-	-	-	-	
	4		MAEJIMA Nami	-	-	-	-	
	7		HATA Nanako	-	-	-	-	
	8		MURAKI Rena	-	-	-	-	
	10		HASEYAMA Yumi	-	-	-	-	
Team Totals				7	2	25	34	2.33

Non-Scoring Set	Rk	No.	Name	Running Sets	Faults	Still Sets	Total Attempts	Avg. by Set
	1	11	NAKATA Mio	3	-	26	29	1.00
	12		HIRAOKA Sayuri	-	-	2	2	
	6		AZUMI Rie	-	-	1	1	
	1		UGAYA Saki	-	-	-	-	
	2		YAMASAKI Nozomi	-	-	-	-	
	3		MIURA Sanae	-	-	-	-	
	4		MAEJIMA Nami	-	-	-	-	
	5		TAKARA Miki	-	-	-	-	
	7		HATA Nanako	-	-	-	-	
	8		MURAKI Rena	-	-	-	-	
	9		OZUKA Aimi	-	-	-	-	
	10		HASEYAMA Yumi	-	-	-	-	
Team Totals				3	-	29	32	1.00

Non-Scoring Reception	Rk	No.	Name	Excellents	Faults	Serve Receptions	Total Attempts	Succ. %
	1	1	UGAYA Saki	1	-	4	5	20.00
	1	2	YAMASAKI Nozomi	1	-	4	5	20.00
	9		OZUKA Aimi	-	3	11	14	
	5		TAKARA Miki	-	-	12	12	
	6		AZUMI Rie	-	1	4	5	
	3		MIURA Sanae	-	-	-	-	
	4		MAEJIMA Nami	-	-	-	-	
	7		HATA Nanako	-	-	-	-	
	8		MURAKI Rena	-	-	-	-	
	10		HASEYAMA Yumi	-	-	-	-	
	11		NAKATA Mio	-	-	-	-	
	12		HIRAOKA Sayuri	-	-	-	-	
Limit								
25.00%				2	4	35	41	



FRI 28 JUL 2017

Start Time 15:59 - End Time 17:19

Match Duration: 1h19

Match Statistics

P3


ITA - Italy

Scoring Spike	Rk	No.	Name	Spikes	Faults	Shots	Total Attempts	Eff %
	1	11	CABONI Vanessa	3	-	9	12	25.00
	2	6	MARTONE Luana	2	1	4	7	14.29
	2	7	BENNARDO Silvia	2	1	4	7	14.29
	1		TOMAT Alice	5	7	17	29	
	3		GALBUSERA Ilaria	2	4	8	14	
	4		GENNARO Claudia	-	-	2	2	
	13		BRANDANI Simona	-	1	1	2	
	8		BIASIN Federica	-	1	-	1	
	2		CALCAGNI Alice	-	-	-	-	
	5		BROGGI Valentina	-	-	-	-	
	12		CASINI Clara	-	-	-	-	
	15		BRUNI Federica	-	-	-	-	
Limit								
15.00%	Team Totals			14	15	45	74	

Scoring Block	Rk	No.	Name	Kill Blocks	Faults	Rebounds	Total Attempts	Avg. by Set
	1	11	CABONI Vanessa	4	3	8	15	1.33
	2	7	BENNARDO Silvia	2	1	3	6	0.67
	3	1	TOMAT Alice	1	2	3	6	0.33
	3	3	GALBUSERA Ilaria	1	3	2	6	0.33
	4		GENNARO Claudia	-	4	2	6	
	2		CALCAGNI Alice	-	1	-	1	
	6		MARTONE Luana	-	1	-	1	
	5		BROGGI Valentina	-	-	-	-	
	8		BIASIN Federica	-	-	-	-	
	12		CASINI Clara	-	-	-	-	
	13		BRANDANI Simona	-	-	-	-	
	15		BRUNI Federica	-	-	-	-	
Team Totals				8	15	18	41	2.67

Scoring Service	Rk	No.	Name	Aces	Faults	Serve Hits	Total Attempts	Avg. by Set
	1	3	GALBUSERA Ilaria	1	2	6	9	0.33
	1	6	MARTONE Luana	1	-	5	6	0.33
	1	8	BIASIN Federica	1	-	2	3	0.33
	1	13	BRANDANI Simona	1	1	-	2	0.33
	1		TOMAT Alice	-	-	7	7	
	11		CABONI Vanessa	-	-	7	7	
	7		BENNARDO Silvia	-	1	5	6	
	2		CALCAGNI Alice	-	-	3	3	
	4		GENNARO Claudia	-	2	1	3	
	15		BRUNI Federica	-	1	1	2	
	5		BROGGI Valentina	-	-	-	-	
	12		CASINI Clara	-	-	-	-	
Team Totals				4	7	37	48	1.33

Team	Opponent Errors & Team Faults			
		32	-	



FRI 28 JUL 2017

Match Statistics

Start Time 15:59 - End Time 17:19

P3

Match Duration: 1h19

ITA - Italy

Non-Scoring Dig	Rk	No.	Name	Digs	Faults	Receptions	Total Attempts	Avg. by Set
		5	BROGGI Valentina	-	1	11	12	
		1	TOMAT Alice	-	4	5	9	
		6	MARTONE Luana	-	-	8	8	
		4	GENNARO Claudia	-	1	3	4	
		15	BRUNI Federica	-	-	4	4	
		7	BENNARDO Silvia	-	1	2	3	
		2	CALCAGNI Alice	-	-	2	2	
		3	GALBUSERA Ilaria	-	1	1	2	
		11	CABONI Vanessa	-	-	1	1	
		12	CASINI Clara	-	-	1	1	
		13	BRANDANI Simona	-	-	1	1	
		8	BIASIN Federica	-	-	-	-	
		Team Totals		-	8	39	47	

Non-Scoring Set	Rk	No.	Name	Running Sets	Faults	Still Sets	Total Attempts	Avg. by Set
	1	4	GENNARO Claudia	3	-	23	26	1.00
		2	CALCAGNI Alice	-	3	4	7	
		5	BROGGI Valentina	-	-	3	3	
		3	GALBUSERA Ilaria	-	-	1	1	
		1	TOMAT Alice	-	-	-	-	
		6	MARTONE Luana	-	-	-	-	
		7	BENNARDO Silvia	-	-	-	-	
		8	BIASIN Federica	-	-	-	-	
		11	CABONI Vanessa	-	-	-	-	
		12	CASINI Clara	-	-	-	-	
		13	BRANDANI Simona	-	-	-	-	
		15	BRUNI Federica	-	-	-	-	
		Team Totals		3	3	31	37	1.00

Non-Scoring Reception	Rk	No.	Name	Excellents	Faults	Serve Receptions	Total Attempts	Succ. %
	1	1	TOMAT Alice	4	2	11	17	23.53
		5	BROGGI Valentina	2	1	15	18	
		3	GALBUSERA Ilaria	-	2	10	12	
		6	MARTONE Luana	-	5	1	6	
		15	BRUNI Federica	-	1	3	4	
		8	BIASIN Federica	-	-	1	1	
		11	CABONI Vanessa	-	-	1	1	
		2	CALCAGNI Alice	-	-	-	-	
		4	GENNARO Claudia	-	-	-	-	
		7	BENNARDO Silvia	-	-	-	-	
		12	CASINI Clara	-	-	-	-	
		13	BRANDANI Simona	-	-	-	-	
		Team Totals		6	11	42	59	
Limit								
25.00%								

LEGEND

Avg. Average

Eff. Efficiency

No. Shirt Number

Rk Rank

Succ Success %



FRI 28 JUL 2017

Start Time 15:59 - End Time 17:19

Match Duration: 1h19

Play by Play

JPN vs ITA
3 0

Team	Sets	1	2	3	Total
JPN	3	25	25	25	75
ITA	0	15	14	17	46
	Playing Time	23min	24min	25min	1h13

First Referee: Demir DENIZ GUVENC

Second Referee: Rebecca RUIZ JOHANNES

1st Set

Rally	JPN - Japan				Lead	Score	Lead	ITA - Italy			
1	Spike	9 OZUKA	Spike	Opp. Error	+	1	1-0		Serve	6 MARTONE	Serve Hit
									Block	4 GENNARO	Fault
2	Serve	11 NAKATA	Ace	Opp. Error					Reception	6 MARTONE	Reception Fault
3	Point	TEAM	Point		+	2	2-0				
4	Serve	11 NAKATA	Fault								
					+	1	2-1				Opp. Error
5	Spike	12 HIRAOKA	Spike	Opp. Error	+	2	3-1		Serve	7 BENNARDO	Serve Hit
									Dig	7 BENNARDO	Fault
6	Serve	9 OZUKA	Serve Hit						Block	1 TOMAT	Kill Block
	Spike	12 HIRAOKA	Fault					+	Point	TEAM	Point
7									Serve	4 GENNARO	Serve Hit
8				Opp. Error					Block	3 GALBUSERA	Fault
9	Point	TEAM	Point		+	2	4-2				
10	Serve	1 UGAYA	Serve Hit						Spike	11 CABONI	Spike
	Block	12 HIRAOKA	Fault		+	1	4-3				Opp. Error
11				Opp. Error					Serve	1 TOMAT	Serve Hit
									Block	11 CABONI	Fault
12	Point	TEAM	Point		+	2	5-3				
13	Serve	12 HIRAOKA	Serve Hit								Opp. Error
	Spike	2 YAMASAKI	Fault								Point
14								+	Point	TEAM	Point
15									Serve	11 CABONI	Serve Hit
	Spike	6 AZUMI	Spike		+	2	6-4				
16	Serve	6 AZUMI	Serve Hit						Dig	4 GENNARO	Fault
	Spike	2 YAMASAKI	Spike	Opp. Error	+	3	7-4				
17	Serve	6 AZUMI	Serve Hit								
	Spike	9 OZUKA	Spike		+	4	8-4				
18	Serve	6 AZUMI	Serve Hit						Spike	6 MARTONE	Fault
	Block	2 YAMASAKI	Kill Block								
19	Point	TEAM	Point		+	5	9-4				
20	Serve	6 AZUMI	Fault								
					+	4	9-5				Opp. Error
21				Opp. Error	+	5	10-5		Serve	3 GALBUSERA	Fault
22	Serve	2 YAMASAKI	Serve Hit						Spike	6 MARTONE	Spike
	Block	11 NAKATA	Fault		+	4	10-6				Opp. Error



FRI 28 JUL 2017


Play by Play

Start Time 15:59 - End Time 17:19

Match Duration: 1h19

1st Set

Rally	JPN - Japan			Lead	Score	Lead	ITA - Italy		
23	Spike	9 OZUKA	Spike Opp. Error	+	5	11-6	Serve Block	6 MARTONE 4 GENNARO	Serve Hit Fault
24	Serve	11 NAKATA	Ace Opp. Error				Reception	6 MARTONE	Reception Fault
25	Point	TEAM	Point	+	6	12-6			
26	Serve	11 NAKATA	Fault						Opp. Error Fault
27			Opp. Error	+	6	13-7	Serve	7 BENNARDO	Fault
28	Serve	9 OZUKA	Fault						Opp. Error In
							Sub.	2 CALCAGNI	Out
							Sub.	4 GENNARO	Out
29							Serve Set	2 CALCAGNI 2 CALCAGNI	Serve Hit Fault
			Opp. Error	+	6	14-8			
30	Serve	1 UGAYA	Serve Hit Opp. Error				Spike	1 TOMAT	Fault
31	Point	TEAM	Point	+	7	15-8			
32	Serve	1 UGAYA	Serve Hit				Spike Block	3 GALBUSERA 3 GALBUSERA	Spike Fault
33	Point	TEAM	Point	+	8	16-8			
34	Serve Dig	1 UGAYA 1 UGAYA	Serve Hit Fault				Spike	1 TOMAT	Spike Opp. Error
35	Spike	12 HIRAOKA	Spike Opp. Error	+	8	17-9	Serve Block	1 TOMAT 6 MARTONE	Serve Hit Fault
36	Serve	12 HIRAOKA	Ace Opp. Error				Reception	1 TOMAT	Reception Fault
37	Point	TEAM	Point	+	9	18-9			Time Out
38	Serve	12 HIRAOKA	Ace Opp. Error				Reception	6 MARTONE	Reception Fault
39	Point	TEAM	Point	+	10	19-9			
							Sub.	6 MARTONE	Out
							Sub.	8 BIASIN	In
40	Serve Spike	12 HIRAOKA 2 YAMASAKI	Serve Hit Spike Opp. Error	+	11	20-9	Dig	1 TOMAT	Fault
41	Serve	12 HIRAOKA	Serve Hit						
			Opp. Error	+	12	21-9	Set	2 CALCAGNI	Fault
							Sub.	2 CALCAGNI	Out
							Sub.	4 GENNARO	In
42	Serve	12 HIRAOKA	Serve Hit Opp. Error				Spike	8 BIASIN	Fault
43	Point	TEAM	Point	+	13	22-9			
44	Serve	12 HIRAOKA	Fault						Opp. Error



FRI 28 JUL 2017

Play by Play

Start Time 15:59 - End Time 17:19


Match Duration: 1h19

1st Set

Rally	JPN - Japan			Lead	Score	Lead	ITA - Italy		
45			Opp. Error				Serve	11 CABONI	Serve Hit
46	Point	TEAM	Point	+	13	23-10	Spike	3 GALBUSERA	Fault
47	Serve	6 AZUMI	Serve Hit						
48	Spike	9 OZUKA	Fault				Block	3 GALBUSERA	Kill Block
49					12	23-11	+ Point	TEAM	Point
50	Reception	6 AZUMI	Reception Fault				Serve	3 GALBUSERA	Ace
51					11	23-12	+ Point	TEAM	Point
			Opp. Error	+	12	24-12	Serve	3 GALBUSERA	Fault
	Sub.	2 YAMASAKI	Out						
	Sub.	8 MURAKI	In						
									Time Out
52	Serve	8 MURAKI	Fault						
				+	11	24-13			Opp. Error
	Sub.	2 YAMASAKI	In						
	Sub.	8 MURAKI	Out						
53							Serve	8 BIASIN	Ace
54	Reception	9 OZUKA	Reception Fault						Opp. Error
55					10	24-14	+ Point	TEAM	Point
56	Spike	9 OZUKA	Fault				Serve	8 BIASIN	Serve Hit
							Block	7 BENNARDO	Kill Block
57					9	24-15	+ Point	TEAM	Point
			Time Out						
57	Spike	9 OZUKA	Spike				Serve	8 BIASIN	Serve Hit
			Opp. Error	+	10	25-15	Block	7 BENNARDO	Fault

2nd Set

Rally	JPN - Japan			Lead	Score	Lead	ITA - Italy		
1	Serve	11 NAKATA	Serve Hit						
2			Opp. Error				Spike	1 TOMAT	Fault
3	Point	TEAM	Point	+	1	1-0			
4	Serve	11 NAKATA	Fault						Opp. Error
				+		1-1			
5							Serve	7 BENNARDO	Serve Hit
							Spike	11 CABONI	Spike
6	Spike	9 OZUKA	Spike				Serve	7 BENNARDO	Serve Hit
			Opp. Error	+		2-2	Block	1 TOMAT	Fault
7	Serve	9 OZUKA	Serve Hit						
	Spike	12 HIRAOKA	Spike				Block	4 GENNARO	Fault
			Opp. Error	+	1	3-2			
8	Serve	9 OZUKA	Ace						
			Opp. Error				Reception	6 MARTONE	Reception Fault
9	Point	TEAM	Point	+	2	4-2			
10	Serve	9 OZUKA	Ace						
			Opp. Error				Reception	3 GALBUSERA	Reception Fault
10	Point	TEAM	Point	+	3	5-2			



FRI 28 JUL 2017

Play by Play

Start Time 15:59 - End Time 17:19

Match Duration: 1h19

2nd Set

Rally	JPN - Japan			Lead	Score	Lead	ITA - Italy		
11	Serve	9 OZUKA	Serve Hit Opp. Error				Spike	1 TOMAT	Fault
12	Point	TEAM	Point	+	4	6-2			
13	Serve	9 OZUKA	Serve Hit						
				+	3	6-3	Spike	1 TOMAT	Spike
14			Opp. Error	+	4	7-3	Serve	4 GENNARO	Fault
15	Serve	1 UGAYA	Serve Hit Opp. Error				Spike	3 GALBUSERA	Fault
16	Point	TEAM	Point	+	5	8-3			
17	Serve Spike	1 UGAYA 12 HIRAOKA	Serve Hit Spike Opp. Error	+	6	9-3	Dig	5 BROGGI	Fault
18	Serve Spike	1 UGAYA 12 HIRAOKA	Serve Hit Fault						Opp. Error
19					5	9-4	+ Point	TEAM	Point
20							Serve Block	1 TOMAT 11 CABONI	Serve Hit Kill Block
21					4	9-5	+ Point	TEAM	Point
22							Serve Block	1 TOMAT 11 CABONI	Serve Hit Fault
	Spike	1 UGAYA	Spike Opp. Error	+	5	10-5			
23	Serve Spike	12 HIRAOKA 2 YAMASAKI	Serve Hit Spike Opp. Error	+	6	11-5	Dig	1 TOMAT	Fault
24	Serve Block	12 HIRAOKA 11 NAKATA	Serve Hit Fault				Spike	6 MARTONE	Spike Opp. Error
				+	5	11-6			
25							Serve Block	11 CABONI 3 GALBUSERA	Serve Hit Fault
	Spike	6 AZUMI	Spike Opp. Error	+	6	12-6			
26	Serve	6 AZUMI	Fault						Opp. Error
				+	5	12-7			
27							Serve Dig	3 GALBUSERA 1 TOMAT	Serve Hit Fault
	Spike	2 YAMASAKI	Spike Opp. Error	+	6	13-7			
28	Serve	2 YAMASAKI	Fault						Opp. Error
				+	5	13-8			
29							Serve	6 MARTONE	Serve Hit Opp. Error
	Spike	9 OZUKA	Fault						
30					4	13-9	+ Point	TEAM	Point
31							Serve	6 MARTONE	Ace Opp. Error
	Reception	9 OZUKA	Reception Fault						
32					3	13-10	+ Point	TEAM	Point
33							Serve Dig	6 MARTONE 3 GALBUSERA	Serve Hit Fault
	Spike	9 OZUKA	Spike Opp. Error	+	4	14-10			
34	Serve	11 NAKATA	Ace Opp. Error				Reception	6 MARTONE	Reception Fault
35	Point	TEAM	Point	+	5	15-10			
36	Serve Spike	11 NAKATA 9 OZUKA	Serve Hit Fault						Opp. Error



FRI 28 JUL 2017

Play by Play

Start Time 15:59 - End Time 17:19


Match Duration: 1h19

2nd Set

Rally	JPN - Japan			Lead	Score	Lead	ITA - Italy		
37				4	15-11		+ Point	TEAM	Point
							Sub.	7 BENNARDO	Out
							Sub.	15 BRUNI	In
38	Spike	12 HIRAOKA	Fault				Serve	15 BRUNI	Serve Hit
							Block	11 CABONI	Kill Block
39				3	15-12		+ Point	TEAM	Point
40							Serve	15 BRUNI	Fault
			Opp. Error	+	4				
41	Serve	9 OZUKA	Serve Hit						
	Spike	1 UGAYA	Spike				Block	11 CABONI	Fault
			Opp. Error	+	5				
42	Serve	9 OZUKA	Serve Hit						
	Spike	12 HIRAOKA	Spike				Block	1 TOMAT	Fault
			Opp. Error	+	6				
									Time Out
43	Serve	9 OZUKA	Serve Hit						
	Spike	12 HIRAOKA	Spike	+	7				
44	Serve	9 OZUKA	Serve Hit						
			Opp. Error				Spike	1 TOMAT	Fault
45	Point	TEAM	Point	+	8				
									Time Out
	Sub.	10 HASEYAMA	In						
	Sub.	12 HIRAOKA	Out						
46	Serve	9 OZUKA	Serve Hit						
	Spike	6 AZUMI	Fault				Block	11 CABONI	Kill Block
47				7	20-13		+ Point	TEAM	Point
							Sub.	2 CALCAGNI	In
							Sub.	4 GENNARO	Out
48							Serve	2 CALCAGNI	Serve Hit
	Spike	1 UGAYA	Spike				Block	2 CALCAGNI	Fault
			Opp. Error	+	8				
							Sub.	3 GALBUSERA	Out
							Sub.	13 BRANDANI	In
49	Serve	1 UGAYA	Ace						
			Opp. Error				Reception	15 BRUNI	Reception Fault
50	Point	TEAM	Point	+	9				
51	Serve	1 UGAYA	Ace						
			Opp. Error				Reception	1 TOMAT	Reception Fault
52	Point	TEAM	Point	+	10				
53	Serve	1 UGAYA	Serve Hit	+	11				
54	Serve	1 UGAYA	Fault						
				+	10				Opp. Error
55							Serve	1 TOMAT	Serve Hit
	Spike	10 HASEYAMA	Spike	+	11				

3rd Set

Rally	JPN - Japan			Lead	Score	Lead	ITA - Italy		
1	Block	1 UGAYA	Fault				Serve	3 GALBUSERA	Serve Hit
				+			Spike	7 BENNARDO	Spike
					0-1				Opp. Error



FRI 28 JUL 2017

Play by Play

Start Time 15:59 - End Time 17:19

Match Duration: 1h19

3rd Set

Rally	JPN - Japan				Lead	Score	Lead	ITA - Italy		
2	Spike	1 UGAYA	Spike	+		1-1		Serve	3 GALBUSERA	Serve Hit
3	Serve	11 NAKATA	Serve Hit							
	Spike	9 OZUKA	Spike	+	1	2-1				
4	Serve	11 NAKATA	Fault							
				+		2-2				Opp. Error
5	Spike	12 HIRAOKA	Spike					Serve	7 BENNARDO	Serve Hit
			Opp. Error	+	1	3-2		Block	4 GENNARO	Fault
6	Serve	9 OZUKA	Serve Hit							
	Spike	12 HIRAOKA	Spike	+	2	4-2				
7	Serve	9 OZUKA	Serve Hit							
				+	1	4-3		Spike	11 CABONI	Spike
8								Serve	4 GENNARO	Fault
			Opp. Error	+	2	5-3				
9	Serve	1 UGAYA	Serve Hit							
	Spike	12 HIRAOKA	Spike	+	3	6-3				
10	Serve	1 UGAYA	Serve Hit							
	Block	2 YAMASAKI	Fault		2	6-4		Spike	1 TOMAT	Spike
				+						Opp. Error
11	Spike	2 YAMASAKI	Spike	+	3	7-4		Serve	1 TOMAT	Serve Hit
12	Serve	12 HIRAOKA	Serve Hit							
	Spike	6 AZUMI	Spike	+	4	8-4				
13	Serve	12 HIRAOKA	Ace							
			Opp. Error					Reception	5 BROGGI	Reception Fault
14	Point	TEAM	Point	+	5	9-4				
15	Serve	12 HIRAOKA	Fault							
				+	4	9-5				Opp. Error
16	Spike	6 AZUMI	Spike					Serve	11 CABONI	Serve Hit
			Opp. Error	+	5	10-5		Dig	1 TOMAT	Fault
17	Serve	6 AZUMI	Serve Hit							
			Opp. Error					Spike	1 TOMAT	Fault
18	Point	TEAM	Point	+	6	11-5				
19	Serve	6 AZUMI	Serve Hit							
			Opp. Error					Spike	13 BRANDANI	Fault
20	Point	TEAM	Point	+	7	12-5				
21	Serve	6 AZUMI	Serve Hit							
			Opp. Error					Spike	3 GALBUSERA	Fault
22	Point	TEAM	Point	+	8	13-5				
										Time Out
23	Serve	6 AZUMI	Fault							
				+	7	13-6				Opp. Error
24	Reception	9 OZUKA	Reception Fault					Serve	13 BRANDANI	Ace
					6	13-7				Opp. Error
25								+ Point	TEAM	Point
26								Serve	13 BRANDANI	Fault
			Opp. Error	+	7	14-7				
27	Serve	2 YAMASAKI	Serve Hit							
	Spike	11 NAKATA	Fault							Opp. Error



FRI 28 JUL 2017

Play by Play

Start Time 15:59 - End Time 17:19

Match Duration: 1h19

3rd Set

Rally	JPN - Japan			Lead	Score	Lead	ITA - Italy		
28				6	14-8		+ Point	TEAM	Point
29				5	14-9		Serve	3 GALBUSERA	Serve Hit
				5	14-9		Spike	3 GALBUSERA	Spike
30	Spike	9 OZUKA	Spike	6	15-9		Serve	3 GALBUSERA	Serve Hit
31	Serve	11 NAKATA	Serve Hit				Spike	1 TOMAT	Spike
	Dig	9 OZUKA	Fault						Opp. Error
				5	15-10		Serve	7 BENNARDO	Serve Hit
32			Opp. Error				Spike	1 TOMAT	Fault
33	Point	TEAM	Point	6	16-10				
34	Serve	9 OZUKA	Serve Hit						
	Spike	6 AZUMI	Spike	7	17-10				
35	Serve	9 OZUKA	Serve Hit						
	Spike	12 HIRAOKA	Fault				Block	11 CABONI	Kill Block
36				6	17-11		+ Point	TEAM	Point
							Sub.	2 CALCAGNI	In
							Sub.	4 GENNARO	Out
							Sub.	6 MARTONE	In
							Sub.	13 BRANDANI	Out
37							Serve	2 CALCAGNI	Serve Hit
			Opp. Error	7	18-11		Set	2 CALCAGNI	Fault
38	Serve	1 UGAYA	Serve Hit	6	18-12		Spike	1 TOMAT	Spike
39	Spike	6 AZUMI	Spike	7	19-12		Serve	1 TOMAT	Serve Hit
	Sub.	10 HASEYAMA	In						
	Sub.	12 HIRAOKA	Out						
40	Serve	10 HASEYAMA	Serve Hit						
	Block	11 NAKATA	Fault						Opp. Error
41				6	19-13		+ Point	TEAM	Point
42	Spike	6 AZUMI	Fault				Serve	11 CABONI	Serve Hit
									Opp. Error
43				5	19-14		+ Point	TEAM	Point
44				4	19-15		Serve	11 CABONI	Serve Hit
				4	19-15		Spike	7 BENNARDO	Spike
			Time Out						
45	Serve						Serve	11 CABONI	Serve Hit
	Spike	2 YAMASAKI	Spike	5	20-15				
46	Serve	6 AZUMI	Fault	4	20-16				Opp. Error
							Sub.	2 CALCAGNI	Out
							Sub.	4 GENNARO	In
47	Spike	9 OZUKA	Spike	5	21-16		Serve	6 MARTONE	Serve Hit
	Sub.	2 YAMASAKI	Out						
	Sub.	4 MAEJIMA	In						
48	Serve	4 MAEJIMA	Serve Hit						
			Opp. Error				Spike	7 BENNARDO	Fault
49	Point	TEAM	Point	6	22-16				



FRI 28 JUL 2017

Play by Play

Start Time 15:59 - End Time 17:19

Match Duration: 1h19

3rd Set


Rally	JPN - Japan			Lead	Score	Lead	ITA - Italy		
50	Serve	4 MAEJIMA	Serve Hit				Block	7 BENNARDO	Kill Block
	Spike	9 OZUKA	Fault				+ Point	TEAM	Point
51				5	22-17				
	Sub.	2 YAMASAKI	In						
	Sub.	4 MAEJIMA	Out						
52							Serve	3 GALBUSERA	Serve Hit
			Opp. Error				Spike	3 GALBUSERA	Fault
53	Point	TEAM	Point	+	6	23-17			
54	Serve	11 NAKATA	Serve Hit				Spike	1 TOMAT	Fault
			Opp. Error						
55	Point	TEAM	Point	+	7	24-17			
56	Serve	11 NAKATA	Ace				Reception	3 GALBUSERA	Reception Fault
			Opp. Error						
57	Point	TEAM	Point	+	8	25-17			

LEGEND

+ Point scored by team

Opp. Opponent

Sub. Substitution



FRI 28 JUL 2017

Start List

Start Time 15:00

JPN vs ITA

P1

First Referee: Demir DENIZ GUVENC

Second Referee: Rebecca RUIZ JOHANNES

JPN - Japan

Shirt colour: White

No.	Name	Shirt Name	Pos.	Han.	Height	Weight	Highest Reach		Date of Birth	Tournament Totals				
							Spike cm	Block cm		Spike	Block	Serve	Total	%
1	UGAYA Saki (C)	UGAYA							4 FEB 1991	18	2	1	21	7.87
2	YAMASAKI Nozomi	YAMASAKI							24 JUL 1984	34	9	7	50	18.73
3	MIURA Sanae	MIURA							16 APR 1986	3	0	0	3	1.12
4	MAEJIMA Nami	MAEJIMA							21 JUL 1988	0	0	1	1	0.37
5	TAKARA Miki	TAKARA	L						11 JAN 1991	1	0	0	1	0.37
6	AZUMI Rie	AZUMI							9 JUN 1991	67	1	12	80	29.96
7	HATA Nanako	HATA	S						6 JUL 1991	1	1	0	2	0.75
8	MURAKI Rena	MURAKI							2 APR 1997	0	0	5	5	1.87
9	OZUKA Aimi	OZUKA							10 AUG 1997	61	0	14	75	28.09
10	HASEYAMA Yumi	HASEYAMA							24 AUG 2000	7	0	2	9	3.37
11	NAKATA Mio	NAKATA	S						12 FEB 2001	3	0	21	24	8.99
12	HIRAOKA Savuri	HIRAOKA							3 MAY 1999	49	1	9	59	22.10

Coach KAWAKITA Miyuki

Assistant

Phase	Opponent	Sets	Points per Set
Preliminary - Group A	ITA	3 - 0	25 - 21, 25 - 17, 26 - 17
Preliminary - Group A	CAN	3 - 0	25 - 6, 25 - 11, 25 - 16
Preliminary - Group A	TUR	3 - 0	25 - 17, 25 - 9, 25 - 19
Preliminary - Group A	RUS	3 - 0	25 - 16, 25 - 22, 25 - 15
Quarter-finals	BRA	3 - 0	25 - 5, 25 - 23, 25 - 12
Semi-finals	UKR	3 - 0	25 - 18, 25 - 23, 25 - 20

ITA - Italy

Shirt colour: Blue

No.	Name	Shirt Name	Pos.	Han.	Height	Weight	Highest Reach		Date of Birth	Tournament Totals				
							Spike cm	Block cm		Spike	Block	Serve	Total	%
1	TOMAT Alice	TOMAT							22 JUN 1993	103	4	11	118	55.40
2	CALCAGNI Alice	CALCAGNI	S						14 SEP 1995	2	0	3	5	2.35
3	GALBUSERA Ilaria (C)	GALBUSERA							3 FEB 1991	20	1	4	25	11.74
4	GENNARO Claudia	GENNARO	S						7 MAR 1991	14	2	8	24	11.27
5	BROGGI Valentina	BROGGI	L						24 OCT 1989	0	0	0	0	0
6	MARTONE Luana	MARTONE							21 FEB 2000	30	2	4	36	16.90
7	BENNERDO Silvia	BENNERDO							27 JUL 1992	19	6	4	29	13.62
8	BIASIN Federica	BIASIN							8 JUN 1995	1	0	0	1	0.47
11	CABONI Vanessa	CABONI							17 APR 1997	36	15	10	61	28.64
12	CASINI Clara	CASINI							1 APR 1999	0	0	0	0	0
13	BRANDANI Simona	BRANDANI							1 JUN 1998	2	0	0	2	0.94
15	BRUNI Federica	BRUNI							20 APR 2001	1	0	1	2	0.94


Coach CAMPEDELLI Alessandra

Assistant

Phase	Opponent	Sets	Points per Set
Preliminary - Group A	JPN	0 - 3	21 - 25, 17 - 25, 17 - 26
Preliminary - Group A	CAN	3 - 0	25 - 17, 25 - 14, 25 - 16
Preliminary - Group A	TUR	3 - 0	25 - 11, 25 - 15, 25 - 14
Preliminary - Group A	RUS	3 - 1	27 - 25, 25 - 27, 29 - 27, 25 - 12
Quarter-finals	POL	3 - 0	25 - 20, 25 - 22, 25 - 17
Semi-finals	USA	3 - 1	24 - 26, 29 - 27, 26 - 24, 25 - 20

LEGEND

%	Percentage of total team score	(C)	Team Captain	BH	Both Handed	F1	Gold-medal Match	Han.	Handedness
L	Libero	LH	Left Handed	MB	Middle Blocker	No.	Shirt Number	OS	Opposite Spiker
SF	Semi-finals	WS	Wing Spiker	QF	Quarter-finals	RH	Right Handed	S	Setter



FRI 28 JUL 2017

Start Time 13:50 - End Time 15:19

Match Duration 1h29

Results

P2

UKR vs USA
0 3

Team	Sets	1	2	3	Total
UKR	0	16	12	22	50
USA	3	25	25	25	75
	Playing Time	24min	25min	32min	1h22

First Referee: Pinar ELMA (TUR)

Second Referee: Vadzim LEBEDZEV (BLR)

UKR - Ukraine

No.	Name	Pos.	1	2	3	4	5	Pts
1	TERESHCHUK Oleksandra		4	1	2			5
4	ETIEN Tatiana (C)	S	5	2	1			1
5	SEMIZENKO Inha		12	5	4			6
8	NAGIBINA Natalia		19	3	3			
9	KASITSKA Yuliya	L	L	L	L			
10	MOSIICHUK Iryna		4	4				
11	MIROSHNIKOVA Iryna		1	4	5			5
12	KOVALCHUK Iryna		2	15				
13	HERIY Olena			1	15			
15	RIDOSH Khrystyna		3	6	6			11
17	KASITSKA Angelina	S						
19	BALOH Karina		6	8	11			2

Coach KASITSKYI Leonid
Assistant Coach

USA - US of America

No.	Name	Pos.	1	2	3	4	5	Pts
1	FROWICK Kali LeAnn		1	1	1			12
2	DANIELS Adele		6	6	6			12
3	REESE Katelyn Dee		5	5	5			13
4	WHITED Ann			6	3			
5	THOMAS Darriyan	L	L	L	L			
6	MOUNTY-WEINSTOCK Ludmila		2	2	2			2
7	KONS Jaime Lynn	S						
11	DIPPOLD Megan E							
12	TUBERT Sarah (C)	S	3	3	3			4
14	GARRITY Abby		4	4	4			13
16	BUNN Cali							


Coach BOREN Lynn Ray
Assistant Coach

TEAM AND PLAYER PERFORMANCES

Won	Total Atts	No. Name	Scoring Skills	Won	Total Atts	No. Name
19	79	Total Team	Spike	40	97	Total Team
6	17	5 SEMIZENKO Inha		10	21	2 DANIELS Adele
5	21	15 RIDOSH Khrystyna		10	21	1 FROWICK Kali LeAnn
3	8	11 MIROSHNIKOVA Iryna		9	27	14 GARRITY Abby
4	22	Total Team	Block	6	21	Total Team
2	8	11 MIROSHNIKOVA Iryna		3	8	3 REESE Katelyn Dee
1	1	19 BALOH Karina		1	2	6 MOUNTY-WEINSTOCK Ludmila
1	5	1 TERESHCHUK Oleksandra		1	4	12 TUBERT Sarah
7	53	Total Team	Serve	10	72	Total Team
6	15	15 RIDOSH Khrystyna		3	16	14 GARRITY Abby
1	7	1 TERESHCHUK Oleksandra		2	10	1 FROWICK Kali LeAnn
				2	11	3 REESE Katelyn Dee
37		Total Team	Opp. Error	49		Total Team
67	154	Total Team	Total	105	190	Total Team
11	36	15 RIDOSH Khrystyna	Best Scorer	13	47	14 GARRITY Abby

LEGEND

- (C) Team Captain
- nn Substitute where nn = shirt number of outgoing player
- MB Middle Blocker
- OS Opposite Spiker
- S Setter
- n Starting line-up where n= starting position on court
- Atts Attempts
- No. Shirt Number
- Pos Playing Position
- WS Wing Spiker
- L Substitute Libero
- L Libero
- Opp. Opponent
- Pts Points scored



FRI 28 JUL 2017

Start Time 13:50 - End Time 15:19

Match Duration: 1h29

Match Statistics

P3

UKR vs USA

0 3

Team	Sets	1	2	3	Total
UKR	0	16	12	22	50
USA	3	25	25	25	75
	Playing Time	24min	25min	32min	1h22

First Referee: Pinar ELMA (TUR)

Second Referee: Vadzim LEBEDZEV (BLR)


UKR - Ukraine

Scoring Spike	Rk	No.	Name	Spikes	Faults	Shots	Total Attempts	Eff %	
	1	4	ETIEN Tatiana	1	-	-	1	100.00	
	2	5	SEMIZENKO Inha	6	1	10	17	29.41	
	3	11	MIROSHNIKOVA Iryna	3	2	3	8	12.50	
		15	RIDOSH Khrystyna	5	5	11	21		
		1	TERESHCHUK Oleksandra	3	2	6	11		
		19	BALOH Karina	1	1	7	9		
		8	NAGIBINA Natalia	-	2	6	8		
		12	KOVALCHUK Iryna	-	-	2	2		
		13	HERIY Olena	-	1	1	2		
		9	KASITSKA Yuliya	-	-	-	-		
		10	MOSIICHUK Iryna	-	-	-	-		
		17	KASITSKA Angelina	-	-	-	-		
	Limit								
	15.00%	Team Totals			19	14	46	79	

Scoring Block	Rk	No.	Name	Kill Blocks	Faults	Rebounds	Total Attempts	Avg. by Set	
	1	11	MIROSHNIKOVA Iryna	2	3	3	8	0.67	
	2	1	TERESHCHUK Oleksandra	1	4	-	5	0.33	
	2	19	BALOH Karina	1	-	-	1	0.33	
		4	ETIEN Tatiana	-	2	3	5		
		5	SEMIZENKO Inha	-	1	-	1		
		10	MOSIICHUK Iryna	-	1	-	1		
		13	HERIY Olena	-	-	1	1		
		8	NAGIBINA Natalia	-	-	-	-		
		9	KASITSKA Yuliya	-	-	-	-		
		12	KOVALCHUK Iryna	-	-	-	-		
		15	RIDOSH Khrystyna	-	-	-	-		
		17	KASITSKA Angelina	-	-	-	-		
		Team Totals			4	11	7	22	1.33

Scoring Service	Rk	No.	Name	Aces	Faults	Serve Hits	Total Attempts	Avg. by Set	
	1	15	RIDOSH Khrystyna	6	1	8	15	2.00	
	2	1	TERESHCHUK Oleksandra	1	-	6	7	0.33	
		11	MIROSHNIKOVA Iryna	-	1	6	7		
		8	NAGIBINA Natalia	-	-	6	6		
		5	SEMIZENKO Inha	-	-	5	5		
		4	ETIEN Tatiana	-	1	3	4		
		19	BALOH Karina	-	1	3	4		
		10	MOSIICHUK Iryna	-	-	3	3		
		12	KOVALCHUK Iryna	-	-	1	1		
		13	HERIY Olena	-	-	1	1		
		9	KASITSKA Yuliya	-	-	-	-		
		17	KASITSKA Angelina	-	-	-	-		
		Team Totals			7	4	42	53	2.33

Team	Opponent Errors & Team Faults	37	-		
------	-------------------------------	----	---	--	--



FRI 28 JUL 2017

Match Statistics

Start Time 13:50 - End Time 15:19

P3

Match Duration: 1h29

UKR - Ukraine

Non-Scoring Dig	Rk	No.	Name	Digs	Faults	Receptions	Total Attempts	Avg. by Set	
	1	15	RIDOSH Khrystyna	1	7	8	16	0.33	
	1	5	SEMIZENKO Inha	1	-	5	6	0.33	
		9	KASITSKA Yuliya	-	2	6	8		
		4	ETIEN Tatiana	-	1	5	6		
		8	NAGIBINA Natalia	-	1	3	4		
		19	BALOH Karina	-	2	1	3		
		11	MIROSHNIKOVA Iryna	-	1	1	2		
		10	MOSIICHUK Iryna	-	-	1	1		
		12	KOVALCHUK Iryna	-	1	-	1		
		1	TERESHCHUK Oleksandra	-	-	-	-		
		13	HERIY Olena	-	-	-	-		
		17	KASITSKA Angelina	-	-	-	-		
	Team Totals				2	15	30	47	0.67

Non-Scoring Set	Rk	No.	Name	Running Sets	Faults	Still Sets	Total Attempts	Avg. by Set	
	1	4	ETIEN Tatiana	2	1	23	26	0.67	
	2	10	MOSIICHUK Iryna	1	-	6	7	0.33	
		15	RIDOSH Khrystyna	-	-	2	2		
		1	TERESHCHUK Oleksandra	-	-	1	1		
		5	SEMIZENKO Inha	-	-	1	1		
		8	NAGIBINA Natalia	-	-	1	1		
		9	KASITSKA Yuliya	-	-	1	1		
		19	BALOH Karina	-	-	1	1		
		11	MIROSHNIKOVA Iryna	-	-	-	-		
		12	KOVALCHUK Iryna	-	-	-	-		
		13	HERIY Olena	-	-	-	-		
		17	KASITSKA Angelina	-	-	-	-		
	Team Totals				3	1	36	40	1.00

Non-Scoring Reception	Rk	No.	Name	Excellents	Faults	Serve Receptions	Total Attempts	Succ. %	
	1	1	TERESHCHUK Oleksandra	1	1	2	4	25.00	
	2	15	RIDOSH Khrystyna	3	-	13	16	18.75	
		9	KASITSKA Yuliya	1	3	12	16		
		19	BALOH Karina	1	-	7	8		
		8	NAGIBINA Natalia	-	3	8	11		
		12	KOVALCHUK Iryna	-	1	4	5		
		5	SEMIZENKO Inha	-	1	1	2		
		11	MIROSHNIKOVA Iryna	-	1	-	1		
		4	ETIEN Tatiana	-	-	-	-		
		10	MOSIICHUK Iryna	-	-	-	-		
		13	HERIY Olena	-	-	-	-		
		17	KASITSKA Angelina	-	-	-	-		
	Limit								
	25.00%				6	10	47	63	



FRI 28 JUL 2017

Start Time 13:50 - End Time 15:19

Match Duration: 1h29

Match Statistics

P3


USA - US of America

Scoring Spike	Rk	No.	Name	Spikes	Faults	Shots	Total Attempts	Eff %
	1	3	REESE Katelyn Dee	8	-	8	16	50.00
	2	1	FROWICK Kali LeAnn	10	4	7	21	28.57
	3	14	GARRITY Abby	9	3	15	27	22.22
	4	12	TUBERT Sarah	2	1	2	5	20.00
	5	2	DANIELS Adele	10	6	5	21	19.05
		6	MOUNTY-WEINSTOCK Ludmila	1	1	5	7	
		4	WHITED Ann	-	-	-	-	
		5	THOMAS Darriyan	-	-	-	-	
		7	KONS Jaime Lynn	-	-	-	-	
		11	DIPPOLD Megan E	-	-	-	-	
		16	BUNN Cali	-	-	-	-	
Limit								
15.00%	Team Totals			40	15	42	97	25.77

Scoring Block	Rk	No.	Name	Kill Blocks	Faults	Rebounds	Total Attempts	Avg. by Set
	1	3	REESE Katelyn Dee	3	3	2	8	1.00
	2	12	TUBERT Sarah	1	2	1	4	0.33
	2	14	GARRITY Abby	1	1	2	4	0.33
	2	6	MOUNTY-WEINSTOCK Ludmila	1	-	1	2	0.33
		1	FROWICK Kali LeAnn	-	1	1	2	
		2	DANIELS Adele	-	1	-	1	
		4	WHITED Ann	-	-	-	-	
		5	THOMAS Darriyan	-	-	-	-	
		7	KONS Jaime Lynn	-	-	-	-	
		11	DIPPOLD Megan E	-	-	-	-	
		16	BUNN Cali	-	-	-	-	
Team Totals				6	8	7	21	2.00

Scoring Service	Rk	No.	Name	Aces	Faults	Serve Hits	Total Attempts	Avg. by Set
	1	14	GARRITY Abby	3	2	11	16	1.00
	2	3	REESE Katelyn Dee	2	-	9	11	0.67
	2	1	FROWICK Kali LeAnn	2	1	7	10	0.67
	2	2	DANIELS Adele	2	1	4	7	0.67
	5	12	TUBERT Sarah	1	1	6	8	0.33
		6	MOUNTY-WEINSTOCK Ludmila	-	-	17	17	
		4	WHITED Ann	-	-	3	3	
		5	THOMAS Darriyan	-	-	-	-	
		7	KONS Jaime Lynn	-	-	-	-	
		11	DIPPOLD Megan E	-	-	-	-	
		16	BUNN Cali	-	-	-	-	
Team Totals				10	5	57	72	3.33

Team	Opponent Errors & Team Faults	49	-		
------	-------------------------------	----	---	--	--



FRI 28 JUL 2017

Start Time 13:50 - End Time 15:19

Match Duration: 1h29

Match Statistics

P3

USA - US of America

Non-Scoring Dig	Rk	No.	Name	Digs	Faults	Receptions	Total Attempts	Avg. by Set	
	1	1	FROWICK Kali LeAnn	2	1	6	9	0.67	
	1	2	DANIELS Adele	2	2	4	8	0.67	
	3	14	GARRITY Abby	1	1	5	7	0.33	
		5	THOMAS Darriyan	-	2	5	7		
		12	TUBERT Sarah	-	-	5	5		
		6	MOUNTY-WEINSTOCK Ludmila	-	-	2	2		
		3	REESE Katelyn Dee	-	-	1	1		
		4	WHITED Ann	-	-	-	-		
		7	KONS Jaime Lynn	-	-	-	-		
		11	DIPPOLD Megan E	-	-	-	-		
		16	BUNN Cali	-	-	-	-		
	Team Totals				5	6	28	39	1.67

Non-Scoring Set	Rk	No.	Name	Running Sets	Faults	Still Sets	Total Attempts	Avg. by Set	
	1	12	TUBERT Sarah	10	-	22	32	3.33	
		1	FROWICK Kali LeAnn	-	-	-	-		
		2	DANIELS Adele	-	-	-	-		
		3	REESE Katelyn Dee	-	-	-	-		
		4	WHITED Ann	-	-	-	-		
		5	THOMAS Darriyan	-	-	-	-		
		6	MOUNTY-WEINSTOCK Ludmila	-	-	-	-		
		7	KONS Jaime Lynn	-	-	-	-		
		11	DIPPOLD Megan E	-	-	-	-		
		14	GARRITY Abby	-	-	-	-		
		16	BUNN Cali	-	-	-	-		
	Team Totals				10	-	22	32	3.33

Non-Scoring Reception	Rk	No.	Name	Excellents	Faults	Serve Receptions	Total Attempts	Succ. %	
	1	1	FROWICK Kali LeAnn	3	3	6	12	25.00	
	2	5	THOMAS Darriyan	3	2	15	20	15.00	
		14	GARRITY Abby	1	2	13	16		
		2	DANIELS Adele	-	-	-	-		
		3	REESE Katelyn Dee	-	-	-	-		
		4	WHITED Ann	-	-	-	-		
		6	MOUNTY-WEINSTOCK Ludmila	-	-	-	-		
		7	KONS Jaime Lynn	-	-	-	-		
		11	DIPPOLD Megan E	-	-	-	-		
		12	TUBERT Sarah	-	-	-	-		
		16	BUNN Cali	-	-	-	-		
	Limit								
	25.00%				7	7	34	48	14.58

LEGEND

Avg. Average

Eff. Efficiency

No. Shirt Number

Rk Rank

Succ Success %



FRI 28 JUL 2017

Start Time 13:50 - End Time 15:19

Match Duration: 1h29

Play by Play

UKR vs USA
0 3


Team	Sets	1	2	3	Total
UKR	0	16	12	22	50
USA	3	25	25	25	75
	Playing Time	24min	25min	32min	1h22

First Referee: Pinar ELMA (TUR)

Second Referee: Vadzim LEBEDZEV (BLR)

1st Set

Rally	UKR - Ukraine			Lead	Score	Lead	USA - US of America		
1	Serve	11 MIROSHNIKOVA	Serve Hit		0-1	1	Spike	14 GARRITY	Spike
2	Spike	19 BALOH	Fault				Serve	6 MOUNTY	Serve Hit
3					0-2	2	Block	12 TUBERT	Kill Block
4							+ Point	TEAM	Point
5	Point	TEAM	Point		1-2	1	Serve	6 MOUNTY	Serve Hit
6	Serve	12 KOVALCHUK	Serve Hit				Spike	2 DANIELS	Fault
7	Spike	15 RIDOSH	Spike		1-3	2	Serve	3 REESE	Spike
8	Serve	15 RIDOSH	Serve Hit				Serve	12 TUBERT	Serve Hit
9	Dig	15 RIDOSH	Fault		2-3	1	Dig	1 FROWICK	Fault
10	Spike	15 RIDOSH	Fault					2 DANIELS	Spike
11	Serve	15 RIDOSH	Serve Hit		2-4	2	Serve	14 GARRITY	Serve Hit
12	Spike	15 RIDOSH	Fault				Block	3 REESE	Kill Block
13	Serve	15 RIDOSH	Serve Hit		2-5	3	+ Point	TEAM	Point
14	Serve	15 RIDOSH	Serve Hit				Serve	14 GARRITY	Serve Hit
15	Serve	15 RIDOSH	Serve Hit		3-5	2	Block	1 FROWICK	Fault
16	Serve	15 RIDOSH	Serve Hit				Spike	1 FROWICK	Fault
17	Serve	15 RIDOSH	Serve Hit		4-5	1			
18	Serve	15 RIDOSH	Serve Hit				Spike	1 FROWICK	Spike
19	Serve	15 RIDOSH	Serve Hit		4-6	2			Opp. Error
20	Serve	15 RIDOSH	Serve Hit				Serve	3 REESE	Serve Hit
21	Serve	15 RIDOSH	Serve Hit		4-7	3	+ Point	TEAM	Point
22	Serve	15 RIDOSH	Serve Hit				Serve	3 REESE	Serve Hit
23	Serve	15 RIDOSH	Serve Hit		4-8	4	Spike	6 MOUNTY	Spike
24	Serve	15 RIDOSH	Serve Hit						Opp. Error
25	Serve	15 RIDOSH	Serve Hit		4-9	3			
26	Serve	15 RIDOSH	Serve Hit				Serve	2 DANIELS	Ace
27	Serve	15 RIDOSH	Serve Hit		5-9	4			Opp. Error
28	Serve	15 RIDOSH	Serve Hit				Serve	2 DANIELS	Opp. Error
29	Serve	15 RIDOSH	Serve Hit		5-10	5	+ Point	TEAM	Point



FRI 28 JUL 2017


Play by Play

Start Time 13:50 - End Time 15:19

Match Duration: 1h29

1st Set

Rally	UKR - Ukraine				Lead	Score	Lead	USA - US of America		
22	Spike	11 MIROSHNIKOVA	Spike	+		6-10	4	Serve	2 DANIELS	Serve Hit
23	Serve Block	19 BALOH 11 MIROSHNIKOVA	Serve Hit Kill Block					Spike	14 GARRITY	Fault
24	Point	TEAM	Point	+		7-10	3			
25	Serve	19 BALOH	Serve Hit					Spike	12 TUBERT	Spike
26	Reception	11 MIROSHNIKOVA	Reception Fault					Serve	1 FROWICK	Ace Opp. Error
27						7-12	5	+ Point	TEAM	Point
28	Block	5 SEMIZENKO	Fault					Serve Spike	1 FROWICK 14 GARRITY	Serve Hit Spike Opp. Error
			Time Out							
29	Spike	5 SEMIZENKO	Spike	+		8-13	5	Serve	1 FROWICK	Serve Hit
30	Serve Block	11 MIROSHNIKOVA 1 TERESHCHUK	Serve Hit Fault					Spike	14 GARRITY	Spike Opp. Error
31	Block	4 ETIEN	Fault					Serve	6 MOUNTY	Serve Hit Opp. Error
32						8-15	7	+ Point	TEAM	Point
33	Dig	4 ETIEN	Fault					Serve Spike	6 MOUNTY 2 DANIELS	Serve Hit Spike Opp. Error
	Sub.	4 ETIEN	Out							
	Sub.	10 MOSIICHUK	In							
34	Spike	15 RIDOSH	Spike Opp. Error	+		9-16	7	Serve Block	6 MOUNTY 12 TUBERT	Serve Hit Fault
35	Serve Spike	5 SEMIZENKO 15 RIDOSH	Serve Hit Fault							Opp. Error
36						9-17	8	+ Point	TEAM	Point
37			Opp. Error	+		10-17	7	Serve	12 TUBERT	Fault
38	Serve	15 RIDOSH	Ace Opp. Error					Reception	1 FROWICK	Reception Fault
39	Point	TEAM	Point	+		11-17	6			
40	Serve	15 RIDOSH	Ace Opp. Error					Reception	1 FROWICK	Reception Fault
41	Point	TEAM	Point	+		12-17	5			
										Time Out
42	Serve	15 RIDOSH	Ace Opp. Error					Reception	14 GARRITY	Reception Fault
43	Point	TEAM	Point	+		13-17	4			
44	Serve	15 RIDOSH	Serve Hit Opp. Error					Spike	2 DANIELS	Fault
45	Point	TEAM	Point	+		14-17	3			
46	Serve	15 RIDOSH	Ace Opp. Error					Reception	5 THOMAS	Reception Fault
47	Point	TEAM	Point	+		15-17	2			



FRI 28 JUL 2017

Play by Play

Start Time 13:50 - End Time 15:19


Match Duration: 1h29

1st Set

Rally	UKR - Ukraine			Lead	Score	Lead	USA - US of America		
48	Serve	15 RIDOSH	Fault	+	15-18	3			Opp. Error
49	Reception	9 KASITSKA	Reception Fault				Serve	14 GARRITY	Ace
50					15-19	4			Opp. Error
51				+	16-19	3	Point	TEAM	Point
52	Serve	1 TERESHCHUK	Serve Hit	+	16-20	4	Serve	14 GARRITY	Serve Hit
	Sub.	8 NAGIBINA	In						
	Sub.	19 BALOH	Out						
53				+	16-21	5	Serve	3 REESE	Serve Hit
							Spike	2 DANIELS	Spike
54	Reception	9 KASITSKA	Reception Fault				Serve	3 REESE	Ace
55					16-22	6			Opp. Error
56				+	16-23	7	Point	TEAM	Point
57							Serve	3 REESE	Serve Hit
				+	16-24	8	Spike	2 DANIELS	Spike
58	Serve	1 TERESHCHUK	Serve Hit						
	Spike	8 NAGIBINA	Fault						Opp. Error
59					16-25	9	Point	TEAM	Point

2nd Set

Rally	UKR - Ukraine			Lead	Score	Lead	USA - US of America		
1	Reception	9 KASITSKA	Reception Fault				Serve	1 FROWICK	Ace
2					0-1	1			Opp. Error
3				+			Point	TEAM	Point
4	Block	4 ETIEN	Fault				Serve	1 FROWICK	Serve Hit
				+	0-2	2	Spike	14 GARRITY	Spike
	Sub.	4 ETIEN	Out						Opp. Error
	Sub.	10 MOSIICHUK	In						
5				+	1-2	1	Serve	1 FROWICK	Fault
6	Serve	10 MOSIICHUK	Serve Hit						
			Opp. Error	+			Spike	6 MOUNTY	Fault
7	Point	TEAM	Point	+	2-2				
8	Serve	10 MOSIICHUK	Serve Hit						
	Block	11 MIROSHNIKOVA	Kill Block				Spike	14 GARRITY	Fault
9	Point	TEAM	Point	+	1	3-2			
10	Serve	10 MOSIICHUK	Serve Hit						
	Block	11 MIROSHNIKOVA	Fault	+	3-3		Spike	14 GARRITY	Spike
				+					Opp. Error
11					3-4	1	Serve	6 MOUNTY	Serve Hit
				+			Spike	14 GARRITY	Spike
12	Spike	11 MIROSHNIKOVA	Spike	+	4-4		Serve	6 MOUNTY	Serve Hit
13	Serve	8 NAGIBINA	Serve Hit	+	4-5	1			
				+			Spike	3 REESE	Spike
	Reception	8 NAGIBINA	Reception Fault				Serve	12 TUBERT	Ace
									Opp. Error



FRI 28 JUL 2017


Play by Play

Start Time 13:50 - End Time 15:19

Match Duration: 1h29

2nd Set

Rally	UKR - Ukraine			Lead	Score	Lead	USA - US of America		
14					4-6	2	+ Point	TEAM	Point
15			Opp. Error				Serve	12 TUBERT	Serve Hit
							Block	14 GARRITY	Fault
16	Point	TEAM	Point	+	5-6	1			
17	Serve	11 MIROSHNIKOVA	Serve Hit						
			Opp. Error				Spike	2 DANIELS	Fault
18	Point	TEAM	Point	+	6-6				
19	Serve	11 MIROSHNIKOVA	Fault						
				+	6-7	1			Opp. Error
20	Block	1 TERESHCHUK	Fault				Serve	14 GARRITY	Serve Hit
				+	6-8	2	Spike	1 FROWICK	Spike
21	Dig	9 KASITSKA	Fault				Serve	14 GARRITY	Serve Hit
				+	6-9	3	Spike	2 DANIELS	Spike
									Opp. Error
22	Reception	8 NAGIBINA	Reception Fault				Serve	14 GARRITY	Ace
					6-10	4	+ Point	TEAM	Point
23			Time Out						
24			Opp. Error				Serve	14 GARRITY	Serve Hit
25	Point	TEAM	Point	+	7-10	3	Block	12 TUBERT	Fault
26	Serve	5 SEMIZENKO	Serve Hit						
	Block	10 MOSIICHUK	Fault						Opp. Error
27					7-11	4	+ Point	TEAM	Point
28							Serve	3 REESE	Ace
	Reception	8 NAGIBINA	Reception Fault						Opp. Error
29					7-12	5	+ Point	TEAM	Point
	Sub.	8 NAGIBINA	Out						
	Sub.	19 BALOH	In						
30							Serve	3 REESE	Serve Hit
				+	7-13	6	Spike	1 FROWICK	Spike
31			Opp. Error				Serve	3 REESE	Serve Hit
							Spike	2 DANIELS	Fault
32	Point	TEAM	Point	+	8-13	5			
33	Serve	15 RIDOSH	Serve Hit						
	Dig	15 RIDOSH	Fault				Spike	1 FROWICK	Spike
				+	8-14	6			Opp. Error
			Time Out						
34							Serve	2 DANIELS	Ace
	Reception	5 SEMIZENKO	Reception Fault						Opp. Error
35					8-15	7	+ Point	TEAM	Point
36							Serve	2 DANIELS	Serve Hit
				+	8-16	8	Spike	1 FROWICK	Spike
	Sub.	1 TERESHCHUK	Out						
	Sub.	13 HERIY	In						
37			Opp. Error				Serve	2 DANIELS	Serve Hit
							Spike	1 FROWICK	Fault
38	Point	TEAM	Point	+	9-16	7			
39	Serve	13 HERIY	Serve Hit						
				+	9-17	8	Spike	1 FROWICK	Spike



FRI 28 JUL 2017

Play by Play

Start Time 13:50 - End Time 15:19


Match Duration: 1h29

2nd Set

Rally	UKR - Ukraine			Lead	Score	Lead	USA - US of America		
40	Spike	11 MIROSHNIKOVA	Fault				Serve	1 FROWICK	Serve Hit
41					9-18	9	Block	14 GARRITY	Kill Block
							+ Point	TEAM	Point
	Sub.	4 ETIEN	In						
	Sub.	10 MOSIICHUK	Out						
42							Serve	1 FROWICK	Serve Hit
43	Block	19 BALOH	Kill Block				Spike	12 TUBERT	Fault
44	Point	TEAM	Point	+	10-18	8			
	Serve	4 ETIEN	Serve Hit						
				+	10-19	9	Spike	12 TUBERT	Spike
							Sub.	4 WHITED	In
							Sub.	6 MOUNTY	Out
45							Serve	4 WHITED	Serve Hit
	Spike	15 RIDOSH	Fault						Opp. Error
46					10-20	10	+ Point	TEAM	Point
47							Serve	4 WHITED	Serve Hit
	Spike	5 SEMIZENKO	Spike	+	11-20	9			
	Sub.	12 KOVALCHUK	In						
	Sub.	15 RIDOSH	Out						
48	Serve	19 BALOH	Fault						
				+	11-21	10			Opp. Error
49			Opp. Error				Serve	12 TUBERT	Serve Hit
							Block	3 REESE	Fault
50	Point	TEAM	Point	+	12-21	9			
51	Serve	11 MIROSHNIKOVA	Serve Hit						
	Dig	11 MIROSHNIKOVA	Fault				Spike	14 GARRITY	Spike
				+	12-22	10			Opp. Error
52							Serve	14 GARRITY	Serve Hit
	Spike	13 HERIY	Fault						Opp. Error
53					12-23	11	+ Point	TEAM	Point
54							Serve	14 GARRITY	Ace
	Reception	12 KOVALCHUK	Reception Fault						Opp. Error
55					12-24	12	+ Point	TEAM	Point
56							Serve	14 GARRITY	Serve Hit
	Dig	19 BALOH	Fault						Opp. Error
57					12-25	13	+ Point	TEAM	Point

3rd Set

Rally	UKR - Ukraine			Lead	Score	Lead	USA - US of America		
1	Serve	4 ETIEN	Serve Hit				Spike	2 DANIELS	Spike
2				+	0-1	1	Serve	6 MOUNTY	Serve Hit
				+	0-2	2			
3	Block	1 TERESHCHUK	Fault				Serve	6 MOUNTY	Serve Hit
				+	0-3	3	Spike	3 REESE	Spike
4									Opp. Error
	Spike	1 TERESHCHUK	Fault				Serve	6 MOUNTY	Serve Hit
5					0-4	4	+ Point	TEAM	Point
6							Serve	6 MOUNTY	Serve Hit
	Dig	9 KASITSKA	Fault				Spike	3 REESE	Spike
				+	0-5	5			Opp. Error



FRI 28 JUL 2017


Play by Play

Start Time 13:50 - End Time 15:19

Match Duration: 1h29

3rd Set

Rally	UKR - Ukraine			Lead	Score	Lead	USA - US of America		
7	Dig	15 RIDOSH	Fault	+	0-6	6	Serve Spike	6 MOUNTY 2 DANIELS	Serve Hit Spike Opp. Error
8	Spike	1 TERESHCHUK	Fault				Serve Block	6 MOUNTY 3 REESE	Serve Hit Kill Block
9					0-7	7	+ Point	TEAM	Point
10	Spike	5 SEMIZENKO	Spike Opp. Error	+	1-7	6	Serve Block	6 MOUNTY 3 REESE	Serve Hit Fault
11	Serve Dig	1 TERESHCHUK 15 RIDOSH	Serve Hit Fault	+	1-8	7	Spike	3 REESE	Spike Opp. Error
12	Spike	5 SEMIZENKO	Spike Opp. Error	+	2-8	6	Serve Block	12 TUBERT 2 DANIELS	Serve Hit Fault
13	Serve	8 NAGIBINA	Serve Hit Opp. Error				Spike	2 DANIELS	Fault
14	Point	TEAM	Point	+	3-8	5			
15	Serve Spike	8 NAGIBINA 15 RIDOSH	Serve Hit Spike Opp. Error	+	4-8	4	Block	3 REESE	Fault
16	Serve	8 NAGIBINA	Serve Hit	+	4-9	5	Spike Serve	3 REESE 14 GARRITY	Spike Serve Hit Opp. Error
17	Spike	5 SEMIZENKO	Fault						
18					4-10	6	+ Point	TEAM	Point
19	Spike	15 RIDOSH	Fault				Serve	14 GARRITY	Serve Hit Opp. Error
20					4-11	7	+ Point	TEAM	Point
21			Opp. Error	+	5-11	6	Serve	14 GARRITY	Fault
22	Serve	5 SEMIZENKO	Serve Hit	+	5-12	7	Spike	2 DANIELS	Spike
23	Spike	15 RIDOSH	Spike Opp. Error	+	6-12	6	Serve Dig	3 REESE 14 GARRITY	Serve Hit Fault
	Sub.	11 MIROSHNIKOVA	Out						
	Sub.	19 BALOH	In						
24	Serve	19 BALOH	Serve Hit	+	6-13	7	Spike	2 DANIELS	Spike
25	Spike	15 RIDOSH	Spike Opp. Error	+	7-13	6	Serve Dig	2 DANIELS 2 DANIELS	Serve Hit Fault
26	Serve	15 RIDOSH	Ace Opp. Error				Reception	1 FROWICK	Reception Fault
27	Point	TEAM	Point	+	8-13	5			
28	Serve Spike	15 RIDOSH 1 TERESHCHUK	Serve Hit Spike	+	9-13	4			
									Time Out
29	Serve	15 RIDOSH	Ace Opp. Error				Reception	5 THOMAS	Reception Fault



FRI 28 JUL 2017

Play by Play

Start Time 13:50 - End Time 15:19

Match Duration: 1h29

3rd Set

Rally	UKR - Ukraine			Lead	Score	Lead	USA - US of America		
30	Point	TEAM	Point	+	10-13	3			
31	Serve Dig	15 RIDOSH 15 RIDOSH	Serve Hit Fault				Spike	1 FROWICK	Spike Opp. Error
32			Opp. Error		10-14	4	Serve Spike	1 FROWICK 14 GARRITY	Serve Hit Fault
33	Point	TEAM	Point	+	11-14	3			
34	Serve Dig	4 ETIEN 15 RIDOSH	Serve Hit Fault				Spike	14 GARRITY	Spike Opp. Error
35					11-15	4	Serve	6 MOUNTY	Serve Hit
	Set	4 ETIEN	Fault						Opp. Error
36	Dig	19 BALOH	Fault		11-16	5	Serve Spike	6 MOUNTY 14 GARRITY	Serve Hit Spike Opp. Error
37	Spike	19 BALOH	Spike	+	11-17	6	Serve	6 MOUNTY	Serve Hit
	Sub.	11 MIROSHNIKOVA	In		12-17	5			
	Sub.	19 BALOH	Out						
38	Serve	1 TERESHCHUK	Ace Opp. Error				Reception	14 GARRITY	Reception Fault
39	Point	TEAM	Point	+	13-17	4			
40	Serve Dig	1 TERESHCHUK 15 RIDOSH	Serve Hit Fault				Spike	3 REESE	Spike Opp. Error
41	Block	11 MIROSHNIKOVA	Fault		13-18	5	Serve Spike	12 TUBERT 3 REESE	Serve Hit Spike Opp. Error
42	Spike	5 SEMIZENKO	Spike Opp. Error	+	13-19	6	Serve Dig	12 TUBERT 5 THOMAS	Serve Hit Fault
43	Serve Spike	8 NAGIBINA 5 SEMIZENKO	Serve Hit Spike Opp. Error	+	14-19	5	Dig	5 THOMAS	Fault
44	Serve	8 NAGIBINA	Serve Hit		15-19	4			
45					15-20	5	Spike	2 DANIELS	Spike
46	Spike	15 RIDOSH	Fault		15-21	6	Serve Block	14 GARRITY 3 REESE	Serve Hit Kill Block
47					15-21	6	+	Point	TEAM
48	Serve	5 SEMIZENKO	Serve Hit Opp. Error	+	16-21	5	Serve	14 GARRITY	Fault
49	Point	TEAM	Point	+	16-21	5	Spike	2 DANIELS	Fault
50	Serve Dig	5 SEMIZENKO 8 NAGIBINA	Serve Hit Fault		17-21	4			
					17-22	5	Spike	1 FROWICK	Spike Opp. Error
							Sub.	3 REESE	Out
							Sub.	4 WHITED	In
51							Serve	4 WHITED	Serve Hit
	Spike	11 MIROSHNIKOVA	Spike	+	18-22	4			
							Sub.	3 REESE	In
							Sub.	4 WHITED	Out

VBW400102_69 1.0

Page 7 / 8

Report Created FRI 28 JUL 2017 17:02



FRI 28 JUL 2017

Play by Play

Start Time 13:50 - End Time 15:19

Match Duration: 1h29

3rd Set

Rally	UKR - Ukraine			Lead	Score	Lead	USA - US of America		
52	Serve	11 MIROSHNIKOVA	Serve Hit Opp. Error				Spike	1 FROWICK	Fault
53	Point	TEAM	Point	+	19-22	3			
	Sub.	13 HERIY	In						
	Sub.	15 RIDOSH	Out						
54	Serve Block	11 MIROSHNIKOVA 1 TERESHCHUK	Serve Hit Fault	+	19-23	4	Spike	1 FROWICK	Spike Opp. Error
	Sub.	13 HERIY	Out						
	Sub.	15 RIDOSH	In						
55			Opp. Error	+	20-23	3	Serve	2 DANIELS	Fault
56	Serve Block	15 RIDOSH 1 TERESHCHUK	Serve Hit Kill Block				Spike	1 FROWICK	Fault
57	Point	TEAM	Point	+	21-23	2			
									Time Out
58	Serve Spike	15 RIDOSH 1 TERESHCHUK	Serve Hit Spike Opp. Error	+	22-23	1	Dig	2 DANIELS	Fault
59	Serve	15 RIDOSH	Serve Hit	+	22-24	2	Spike	1 FROWICK	Spike
			Time Out						
60	Spike	8 NAGIBINA	Fault				Serve Block	1 FROWICK 6 MOUNTY	Serve Hit Kill Block
61					22-25	3	+ Point	TEAM	Point

LEGEND

+ Point scored by team

Opp. Opponent

Sub. Substitution



FRI 28 JUL 2017

Start List

Start Time 13:00

UKR vs USA

P1

First Referee: Pinar ELMA (TUR)

Second Referee: Vadzim LEBEDZEV (BLR)

UKR - Ukraine

Shirt colour: Red

No.	Name	Shirt Name	Pos.	Han.	Height	Weight	Highest Reach		Date of Birth	Tournament Totals				
							Spike cm	Block cm		Spike	Block	Serve	Total	%
1	TERESHCHUK Oleksandra	TERESHCHUK	S						25 MAR 1986	38	5	3	46	26.74
4	ETIEN Tatiana (C)	ETIEN	S						9 MAR 1971	6	0	9	15	8.72
5	SEMIZENKO Inha	SEMIZENKO							23 JUN 1992	20	2	3	25	14.53
8	NAGIBINA Natalia	NAGIBINA							6 APR 1990	33	3	4	40	23.26
9	KASITSKA Yuliya	KASITSKA	L						15 AUG 1983	0	0	0	0	0
10	MOSIICHUK Iryna	MOSIICHUK							14 MAR 1989	1	0	1	2	1.16
11	MIROSHNIKOVA Iryna	MIROSHNIKOVA							28 AUG 1986	43	5	2	50	29.07
12	KOVALCHUK Iryna	KOVALCHUK							26 NOV 1983	24	3	6	33	19.19
13	HERIY Olena	HERIY							13 FEB 1985	10	5	1	16	9.30
15	RIDOSH Khrystyna	RIDOSH							28 JUN 1993	21	1	8	30	17.44
17	KASITSKA Angelina	KASITSKA	S						6 JUL 1996	0	0	0	0	0
19	BALOH Karina	BALOH							15 SEP 1994	10	1	7	18	10.47

Coach KASITSKYI Leonid

Assistant

Phase	Opponent	Sets	Points per Set
Preliminary - Group B	BRA	3 - 0	25 - 19, 25 - 15, 25 - 8
Preliminary - Group B	USA	1 - 3	18 - 25, 25 - 22, 20 - 25, 16 - 25
Preliminary - Group B	POL	3 - 1	25 - 18, 25 - 16, 22 - 25, 25 - 14
Quarter-finals	RUS	3 - 1	22 - 25, 25 - 17, 25 - 19, 25 - 17
Semi-finals	JPN	0 - 3	18 - 25, 23 - 25, 20 - 25

USA - US of America

Shirt colour: Blue

No.	Name	Shirt Name	Pos.	Han.	Height	Weight	Highest Reach		Date of Birth	Tournament Totals				
							Spike cm	Block cm		Spike	Block	Serve	Total	%
1	FROWICK Kali LeAnn	FROWICK							18 AUG 1993	39	1	4	44	21.36
2	DANIELS Adele	DANIELS							9 JUN 1997	19	3	6	28	13.59
3	REESE Katelyn Dee	REESE							19 MAY 1987	42	7	2	51	24.76
4	WHITED Ann	WHITED							23 APR 1991	8	1	3	12	5.83
5	THOMAS Darrivan	THOMAS	L						5 AUG 1996	0	0	0	0	0
6	MOUNTY-WEINSTOCK Ludmila	MOUNTY							20 MAY 1986	22	8	2	32	15.53
7	KONS Jaime Lynn	KONS	S						25 MAY 1995	0	0	1	1	0.49
11	DIPPOLD Meqan E	DIPPOLD							3 JAN 1986	0	0	0	0	0
12	TUBERT Sarah (C)	TUBERT	S						16 AUG 1993	8	5	8	21	10.19
14	GARRITY Abby	GARRITY							8 JAN 1997	75	4	12	91	44.17
16	BUNN Cali	BUNN							11 APR 1998	17	2	1	20	9.71


Coach BOREN Lynn Ray

Assistant

Phase	Opponent	Sets	Points per Set
Preliminary - Group B	POL	3 - 1	25 - 16, 21 - 25, 25 - 13, 25 - 22
Preliminary - Group B	UKR	3 - 1	25 - 18, 22 - 25, 25 - 20, 25 - 16
Preliminary - Group B	BRA	3 - 0	25 - 9, 25 - 14, 25 - 15
Quarter-finals	TUR	3 - 0	25 - 14, 25 - 16, 25 - 12
Semi-finals	ITA	1 - 3	26 - 24, 27 - 29, 24 - 26, 20 - 25

LEGEND

%	Percentage of total team score	(C)	Team Captain	BH	Both Handed	F1	Gold-medal Match	F3	Bronze-medal Match
Han.	Handedness	L	Libero	LH	Left Handed	MB	Middle Blocker	No.	Shirt Number
S	Setter	SF	Semi-finals	WS	Wing Spiker	QF	Quarter-finals	RH	Right Handed



THU 27 JUL 2017

Start Time 19:40 - End Time 21:10

Match Duration 1h30

Results

P2

RUS vs POL
3 0

Team	Sets	1	2	3	Total
RUS	3	25	25	25	75
POL	0	17	22	20	59
	Playing Time	24min	28min	28min	1h21

First Referee: Sema KAYIKCI (TR)

Second Referee: Akif KABAĞ

RUS - Russia								
No.	Name	Pos.	1	2	3	4	5	Pts
2	ILYUKHINA Anna Sergeevna		5	5	6			7
4	DRAGUNOVA Loida	S		1	2			2
5	SOLOVYEVA Anna Viktorovna		2	2	3			4
6	MITROPHANOVA Anastasia		3	3	4			13
7	ROMANOVA Arina	L		L	L			3
8	LAVRINENKO Maria Evgenyevna	L	L	L	L			
9	USOVA Anna Sergeevna (C)	S	1		4			1
10	KATANSKAYA Maria Vladimirovna		6					3
11	TRUBOVA Natalia Alexandrovna							
12	MANSUROVA Valeriia			6	1			2
13	CHEREVKO Lada			4	5			8
14	PRAPORSHCHIKOVA		4		12			5

POL - Poland								
No.	Name	Pos.	1	2	3	4	5	Pts
1	SUCHOROWSKA Paulina		5	2	5			
2	SZAROLELEC Monika Paulina		2	3	11			3
3	MAZIARZ Lidia	S	1	2	1			1
4	KRAMEK Aldona	S	3	3	3			
5	LUSZCZYNSKA Pamela		4	5	4			15
7	KOLTUN Barbara		6	1	6			4
9	KUCHARSKA Edyta (C)		3	4	2			7
10	TYLKI Anna	L	L	L	L			
11	KUBA Karoline		1	6	5			4
12	TROSZCZYNSKA Magdalena			7	3			1

Coach SEMENOV Georgy Musspelt
Assistant Coach


Coach PIENKOWSKI Marcin
Assistant Coach

TEAM AND PLAYER PERFORMANCES

Won	Total Atts	No. Name	Scoring Skills	Won	Total Atts	No. Name
38	93	Total Team	Spike	26	81	Total Team
11	17	6 MITROPHANOVA Anastasia		12	30	5 LUSZCZYNSKA Pamela
7	17	13 CHEREVKO Lada		6	16	9 KUCHARSKA Edyta
7	16	2 ILYUKHINA Anna Sergeevna	Block	3	13	2 SZAROLELEC Monika Paulina
4	24	Total Team		7	32	Total Team
2	9	6 MITROPHANOVA Anastasia		2	7	7 KOLTUN Barbara
1	3	10 KATANSKAYA Maria Vladimirovna		2	2	11 KUBA Karoline
1	2	7 ROMANOVA Arina	Serve	2	9	5 LUSZCZYNSKA Pamela
6	73	Total Team		2	61	Total Team
2	11	5 SOLOVYEVA Anna Viktorovna		1	4	11 KUBA Karoline
1	8	4 DRAGUNOVA Loida		1	9	5 LUSZCZYNSKA Pamela
1	8	14 PRAPORSHCHIKOVA				
53		Total Team	Opp. Error	35		Total Team
101	190	Total Team	Total	70	174	Total Team
13	36	6 MITROPHANOVA Anastasia	Best Scorer	15	48	5 LUSZCZYNSKA Pamela

LEGEND

- (C) Team Captain
- nn Substitute where nn = shirt number of outgoing player
- MB Middle Blocker
- OS Opposite Spiker
- S Setter
- n Starting line-up where n= starting position on court
- Atts Attempts
- No. Shirt Number
- Pos Playing Position
- WS Wing Spiker
- L Substitute Libero
- L Libero
- Opp. Opponent
- Pts Points scored



THU 27 JUL 2017

Start List

Start Time 17:00

RUS vs POL

P1

First Referee: Sema KAYIKCI (TR)

Second Referee: Akif KABAĞ

RUS - Russia

Shirt colour: Blue

No.	Name	Shirt Name	Pos.	Han.	Height	Weight	Highest Reach		Date of Birth	Tournament Totals				
							Spike cm	Block cm		Spike	Block	Serve	Total	%
2	ILYUKHINA Anna Sergeevna	ILYUKHINA							14 MAY 1988	15	6	5	26	14.44
4	DRAGUNOVA Loida	DRAGUNOVA	S						1 MAY 1998	3	0	3	6	3.33
5	SOLOVYEVA Anna Viktorovna	SOLOVYEVA							30 AUG 1993	35	5	10	50	27.78
6	MITROPHANOVA Anastasia	MITROPHANOVA							28 JUL 1996	47	17	6	70	38.89
7	ROMANOVA Arina	ROMANOVA	L						8 AUG 1999	4	1	2	7	3.89
8	LAVRINENKO Maria Evgenyevna	LAVRINENKO	L						19 JUN 1989	0	0	0	0	0
9	USOVA Anna Sergeevna (C)	USOVA	S						12 OCT 1991	2	1	6	9	5.00
10	KATANSKAYA Maria Vladimirovna	KATANSKAYA							31 OCT 1985	30	6	10	46	25.56
11	TRUBOVA Natalia Alexandrovna	TRUBOVA							22 NOV 1988	30	0	3	33	18.33
12	MANSUROVA Valeriia	MANSUROVA							19 MAR 1996	3	0	2	5	2.78
13	CHEREVKO Lada	CHEREVKO							24 NOV 1994	11	0	2	13	7.22
14	PRAPORSHCHIKOVA Irina Yurjev	PRAPORSHCHIK							17 MAR 1992	22	0	1	23	12.78
Coach SEMENOV Georgy Musspelt							Assistant							

Phase	Opponent	Sets	Points per Set
Preliminary - Group A	CAN	3 - 0	25 - 9, 25 - 8, 25 - 15
Preliminary - Group A	TUR	3 - 0	25 - 13, 25 - 15, 25 - 9
Preliminary - Group A	JPN	0 - 3	16 - 25, 22 - 25, 15 - 25
Preliminary - Group A	ITA	1 - 3	25 - 27, 27 - 25, 27 - 29, 12 - 25
Quarter-finals	UKR	1 - 3	25 - 22, 17 - 25, 19 - 25, 17 - 25
Semifinals 5-8	BRA	3 - 2	19 - 25, 25 - 12, 19 - 25, 25 - 20, 15 - 7

POL - Poland

Shirt colour: Red

No.	Name	Shirt Name	Pos.	Han.	Height	Weight	Highest Reach		Date of Birth	Tournament Totals				
							Spike cm	Block cm		Spike	Block	Serve	Total	%
1	SUCHOROWSKA Paulina	SUCHOROWSKA							11 MAY 1990	12	0	5	17	16.19
2	SZAROLEC Monika Paulina	SZAROLEC							15 OCT 1988	12	1	2	15	14.29
3	MAZIARZ Lidia	MAZIARZ	S						31 DEC 1991	1	0	1	2	1.90
4	KRAMEK Aldona	KRAMEK	S						29 DEC 1996	6	0	6	12	11.43
5	LUSZCZYNSKA Pamela	LUSZCZYNSKA							10 OCT 1996	64	10	11	85	80.95
7	KOLTUN Barbara	KOLTUN							4 NOV 1992	20	6	2	29	27.62
9	KUCHARSKA Edyta (C)	KUCHARSKA							9 DEC 1977	43	14	7	64	60.95
10	TYLKI Anna	TYLKI	L						18 JUN 1977	0	0	0	0	0
11	KUBA Karoline	KUBA							15 FEB 1996	17	3	5	25	23.81
12	TROSZCZYNSKA Magdalena	TROSZCZYNSKA							14 AUG 1981	1	2	0	3	2.86
Coach PIENKOWSKI Marcin							Assistant							

Phase	Opponent	Sets	Points per Set
Preliminary - Group B	USA	1 - 3	16 - 25, 25 - 21, 13 - 25, 22 - 25
Preliminary - Group B	BRA	3 - 2	23 - 25, 22 - 25, 25 - 20, 25 - 19, 15 - 1
Preliminary - Group B	UKR	1 - 3	18 - 25, 16 - 25, 25 - 22, 14 - 25
Quarter-finals	ITA	0 - 3	20 - 25, 22 - 25, 17 - 25
Semifinals 5-8	TUR	3 - 0	25 - 14, 25 - 21, 25 - 17

LEGEND

%	Percentage of total team score	(C)	Team Captain	BH	Both Handed	F1	Gold-medal Match	F3	Bronze-medal Match
F5	Final 5th-6th Place	Han.	Handedness	L	Libero	LH	Left Handed	MB	Middle Blocker
RH	Right Handed	S	Setter	SF	Semi-finals	SF58	Semifinals 5-8	WS	Wing Spiker



THU 27 JUL 2017

Start Time 13:32 - End Time 15:45

Match Duration 2h12

Results

P2

BRA vs TUR
1 3

Team	Sets	1	2	3	4	Total
BRA	1	20	17	25	12	74
TUR	3	25	25	22	25	97
	Playing Time	31min	30min	34min	24min	2h1

First Referee: Halid CERIT

Second Referee: Vadzim LEBEDZEV (BLR)

BRA - Brazil								
No.	Name	Pos.	1	2	3	4	5	Pts
3	SILVA Natalia		4	4	4	4		16
4	DE SOUZA Simone Nogueira	S	2	2			9	2
5	FARIA Leticia	L	L	L	L	L		
6	SILVA Daniela (C)		1	13	6	3		5
7	LONGMAN Carolina		5	5	5	5		8
8	PIRES Julia Quadros		3	3	3			3
9	BORGES Elizabeth	S		4	2	2		
10	ULSON Franciane Aparecida				1	1		1
11	GONCALVES Iara							
13	MAZZINI Marcia		6	6	8	6		3
16	SOUZA Hellen Nazaret			1		10		2

TUR - Turkey								
No.	Name	Pos.	1	2	3	4	5	Pts
1	UZUM Fatma				11			
2	ALKAN Ilayda	S	4	4	4	4		20
3	GENC Esra					11		
4	GURBUZ Seyma Tugsem	L			L			
5	OTAMIS Didem							
6	YARAR Merve Nur							
7	YELKEN Yesim		3	3	3	3		4
8	KAYA Pinar							
9	DURUN Hacer	L						
10	ATES Kezban Cagla		5	5	5	5		4
11	SOYUGUZEL Melike		6	6	6	6		3
12	HULUR Fikriye							
14	YALCIN Yeter (C)	S	1	1	1	1		21
17	CANPOLAT Gamze		2	2	2	2		2

Coach GUTIEREZ FILHO Rubem
Assistant Coach

Coach DOKGOZ Fuat
Assistant Coach


TEAM AND PLAYER PERFORMANCES

Won	Total Atts	No. Name	Scoring Skills	Won	Total Atts	No. Name
30	114	Total Team	Spike	40	130	Total Team
12	39	3 SILVA Natalia		20	64	14 YALCIN Yeter
6	14	7 LONGMAN Carolina		13	33	2 ALKAN Ilayda
3	18	13 MAZZINI Marcia		2	10	10 ATES Kezban Cagla
5	28	Total Team	Block	4	29	Total Team
4	11	3 SILVA Natalia		4	17	2 ALKAN Ilayda
1	4	8 PIRES Julia Quadros				
5	75	Total Team	Serve	10	96	Total Team
2	16	7 LONGMAN Carolina		3	13	2 ALKAN Ilayda
2	13	6 SILVA Daniela		2	16	10 ATES Kezban Cagla
1	10	8 PIRES Julia Quadros		2	24	7 YELKEN Yesim
56		Total Team	Opp. Error	70		Total Team
96	217	Total Team	Total	124	255	Total Team

16	59	3 SILVA Natalia	Best Scorer	21	84	14 YALCIN Yeter
----	----	-----------------	-------------	----	----	-----------------

LEGEND

- (C) Team Captain
- nn Substitute where nn = shirt number of outgoing player
- MB Middle Blocker
- OS Opposite Spiker
- S Setter
- n Starting line-up where n = starting position on court
- Atts Attempts
- No. Shirt Number
- Pos Playing Position
- WS Wing Spiker
- L Substitute Libero
- L Libero
- Opp. Opponent
- Pts Points scored



THU 27 JUL 2017

Start List

Start Time 13:00

BRA vs TUR

P1

First Referee: Halid CERIT

Second Referee: Vadzim LEBEDZEV (BLR)

BRA - Brazil

Shirt colour: Blue

No.	Name	Shirt Name	Pos.	Han.	Height	Weight	Highest Reach		Date of Birth	Tournament Totals				
							Spike cm	Block cm		Spike	Block	Serve	Total	%
3	SILVA Natalia	SILVA							11 DEC 1984	54	9	2	65	590.91
4	DE SOUZA Simone Nogueira	DE SOUZA	S						30 SEP 1970	9	0	2	11	100.00
5	FARIA Leticia	FARIA	L						8 OCT 1988	2	0	1	3	27.27
6	SILVA Daniela (C)	SILVA							10 JUN 1986	8	2	9	19	172.73
7	LONGMAN Carolina	LONGMAN							17 JUL 1973	10	1	3	14	127.27
8	PIRES Julia Quadros	PIRES							7 OCT 1996	17	2	6	25	227.27
9	BORGES Elizabeth	BORGES	S						9 APR 1988	0	0	0	0	0
10	ULSON Franciane Aparecida	ULSON							27 OCT 1986	0	0	1	1	9.09
11	GONCALVES Iara	GONCALVES							14 MAR 1973	0	0	0	0	0
13	MAZZINI Marcia	MAZZINI							23 NOV 1974	3	0	1	4	36.36
16	SOUSA Hellen Nazaret	SOUSA							5 JUL 1992	25	6	4	35	318.18

Coach GUTIEREZ FILHO Rubem

Assistant

Phase	Opponent	Sets	Points per Set
Preliminary - Group B	UKR	0 - 3	19 - 25, 15 - 25, 8 - 25
Preliminary - Group B	POL	2 - 3	25 - 23, 25 - 22, 20 - 25, 19 - 25, 11 - 1
Preliminary - Group B	USA	0 - 3	9 - 25, 14 - 25, 15 - 25
Quarter-finals	JPN	0 - 3	5 - 25, 23 - 25, 12 - 25
Semifinals 5-8	RUS	2 - 3	25 - 19, 12 - 25, 25 - 19, 20 - 25, 7 - 15

TUR - Turkey

Shirt colour: Black

No.	Name	Shirt Name	Pos.	Han.	Height	Weight	Highest Reach		Date of Birth	Tournament Totals				
							Spike cm	Block cm		Spike	Block	Serve	Total	%
1	UZUM Fatma	UZUM							10 OCT 1991	1	0	3	4	-79.99
2	ALKAN Ilayda	ALKAN	S						24 FEB 1998	36	8	12	56	-1119.9
3	GENC Esra	GENC							29 SEP 1997	0	0	0	0	0
4	GURBUZ Seyma Tugsem	GURBUZ	L						1 JAN 2002	0	0	0	0	0
5	OTAMIS Didem	OTAMIS							17 SEP 1995	0	0	0	0	0
6	YARAR Merve Nur	YARAR							1 AUG 2000	0	0	0	0	0
7	YELKEN Yesim	YELKEN							18 NOV 1989	1	0	1	2	-39.99
8	KAYA Pinar	KAYA							13 APR 2003	0	0	0	0	0
9	DURSUN Hacer	DURSUN	L						11 AUG 1999	0	0	0	0	0
10	ATES Kezban Cagla	ATES							17 FEB 1988	6	0	3	9	-179.99
11	SOYUGUZEL Melike	SOYUGUZEL							1 OCT 1995	5	0	1	6	-119.99
12	HULUR Fikriye	HULUR							1 APR 2000	2	0	0	2	-39.99
14	YALCIN Yeter (C)	YALCIN	S						2 FEB 1988	69	8	7	84	-1679.9
17	CANPOLAT Gamze	CANPOLAT							8 AUG 1991	10	0	2	12	-239.99


Coach DOKGOZ Fuat

Assistant

Phase	Opponent	Sets	Points per Set
Preliminary - Group A	RUS	0 - 3	13 - 25, 15 - 25, 9 - 25
Preliminary - Group A	JPN	0 - 3	17 - 25, 9 - 25, 19 - 25
Preliminary - Group A	ITA	0 - 3	11 - 25, 15 - 25, 14 - 25
Preliminary - Group A	CAN	3 - 1	18 - 25, 25 - 23, 26 - 24, 25 - 22
Quarter-finals	USA	0 - 3	14 - 25, 16 - 25, 12 - 25
Semifinals 5-8	POL	0 - 3	14 - 25, 21 - 25, 17 - 25

LEGEND

% Percentage of total team score	(C) Team Captain	BH Both Handed	F1 Gold-medal Match	F3 Bronze-medal Match
F5 Final 5th-6th Place	F7 Final 7th-8th Place	Han. Handedness	L Libero	LH Left Handed
WS Wing Spiker	RH Right Handed	S Setter	SF Semi-finals	SF58 Semifinals 5-8



WED 26 JUL 2017

Start Time 11:01 - End Time 12:34

Match Duration 1h32

Results

P2

JPN vs UKR
3 0

Team	Sets	1	2	3	Total
JPN	3	25	25	25	75
UKR	0	18	23	20	61
	Playing Time	26min	29min	29min	1h25

First Referee: Pinar ELMA (TUR)

Second Referee: Hakki DEMIRALAY

JPN - Japan								
No.	Name	Pos.	1	2	3	4	5	Pts
1	UGAYA Saki (C)		3	3	3			3
2	YAMASAKI Nozomi		6	6	6			10
3	MIURA Sanae							
4	MAEJIMA Nami							
5	TAKARA Miki	L	L	L	L			
6	AZUMI Rie		5	5	5			18
7	HATA Nanako	S						
8	MURAKI Rena			12	2			1
9	OZUKA Aimi		2	2	2			10
10	HASEYAMA Yumi							
11	NAKATA Mio	S	1	1	1			1
12	HIRAOKA Sayuri		4	4	4			17

UKR - Ukraine								
No.	Name	Pos.	1	2	3	4	5	Pts
1	TERESHCHUK Oleksandra	S	2	3	2			9
4	ETIEN Tatiana (C)	S	3	4	3			3
5	SEMIZENKO Inha		6	6	6			6
8	NAGIBINA Natalia		4	5	4			6
9	KASITSKA Yuliya	L	L	L	L			
10	MOSIICHUK Iryna							
11	MIROSHNIKOVA Iryna				5			4
12	KOVALCHUK Iryna		8	1	8			5
13	HERIY Olena		5					1
15	RIDOSH Khrystyna		1	2	1			3
17	KASITSKA Angelina	S						
19	BALOH Karina		13	5	11			1

Coach KAWAKITA Miyuki
Assistant Coach


Coach KASITSKYI Leonid
Assistant Coach

TEAM AND PLAYER PERFORMANCES

Won	Total Atts	No. Name	Scoring Skills	Won	Total Atts	No. Name
47	115	Total Team	Spike	25	79	Total Team
17	28	12 HIRAOKA Sayuri		8	15	1 TERESHCHUK Oleksandra
15	42	6 AZUMI Rie		6	15	8 NAGIBINA Natalia
7	20	9 OZUKA Aimi		3	14	5 SEMIZENKO Inha
3	23	Total Team	Block	8	48	Total Team
3	6	2 YAMASAKI Nozomi		2	5	12 KOVALCHUK Iryna
				2	8	11 MIROSHNIKOVA Iryna
				2	8	5 SEMIZENKO Inha
10	74	Total Team	Serve	5	62	Total Team
3	11	6 AZUMI Rie		1	9	4 ETIEN Tatiana
3	14	9 OZUKA Aimi		1	5	12 KOVALCHUK Iryna
2	9	2 YAMASAKI Nozomi		1	10	15 RIDOSH Khrystyna
50		Total Team	Opp. Error	37		Total Team
110	212	Total Team	Total	75	189	Total Team
18	55	6 AZUMI Rie	Best Scorer	9	34	1 TERESHCHUK Oleksandra

LEGEND

- (C) Team Captain
- nn Substitute where nn = shirt number of outgoing player
- MB Middle Blocker
- OS Opposite Spiker
- S Setter
- n Starting line-up where n= starting position on court
- Atts Attempts
- No. Shirt Number
- Pos Playing Position
- WS Wing Spiker
- L Substitute Libero
- L Libero
- Opp. Opponent
- Pts Points scored



WED 26 JUL 2017

Start List

Start Time 11:00

JPN vs UKR

P1

First Referee: Pinar ELMA (TUR)

Second Referee: Hakki DEMIRALAY

JPN - Japan

Shirt colour: White

No.	Name	Shirt Name	Pos.	Han.	Height	Weight	Highest Reach		Date of Birth	Tournament Totals				
							Spike cm	Block cm		Spike	Block	Serve	Total	%
1	UGAYA Saki (C)	UGAYA							4 FEB 1991	15	2	1	18	7.86
2	YAMASAKI Nozomi	YAMASAKI							24 JUL 1984	29	6	5	40	17.47
3	MIURA Sanae	MIURA							16 APR 1986	3	0	0	3	1.31
4	MAEJIMA Nami	MAEJIMA							21 JUL 1988	0	0	1	1	0.44
5	TAKARA Miki	TAKARA	L						11 JAN 1991	1	0	0	1	0.44
6	AZUMI Rie	AZUMI							9 JUN 1991	52	1	9	62	27.07
7	HATA Nanako	HATA	S						6 JUL 1991	1	1	0	2	0.87
8	MURAKI Rena	MURAKI							2 APR 1997	0	0	4	4	1.75
9	OZUKA Aimi	OZUKA							10 AUG 1997	54	0	11	65	28.38
10	HASEYAMA Yumi	HASEYAMA							24 AUG 2000	7	0	2	9	3.93
11	NAKATA Mio	NAKATA	S						12 FEB 2001	3	0	20	23	10.04
12	HIRAOKA Savuri	HIRAOKA							3 MAY 1999	32	1	9	42	18.34

Coach KAWAKITA Miyuki

Assistant

Phase	Opponent	Sets	Points per Set
Preliminary - Group A	ITA	3 - 0	25 - 21, 25 - 17, 26 - 17
Preliminary - Group A	CAN	3 - 0	25 - 6, 25 - 11, 25 - 16
Preliminary - Group A	TUR	3 - 0	25 - 17, 25 - 9, 25 - 19
Preliminary - Group A	RUS	3 - 0	25 - 16, 25 - 22, 25 - 15
Quarter-finals	BRA	3 - 0	25 - 5, 25 - 23, 25 - 12

UKR - Ukraine

Shirt colour: Blue

No.	Name	Shirt Name	Pos.	Han.	Height	Weight	Highest Reach		Date of Birth	Tournament Totals				
							Spike cm	Block cm		Spike	Block	Serve	Total	%
1	TERESHCHUK Oleksandra	TERESHCHUK	S						25 MAR 1986	30	4	3	37	22.98
4	ETIEN Tatiana (C)	ETIEN	S						9 MAR 1971	4	0	8	12	7.45
5	SEMIZENKO Inha	SEMIZENKO							23 JUN 1992	17	0	2	19	11.80
8	NAGIBINA Natalia	NAGIBINA							6 APR 1990	27	3	4	34	21.12
9	KASITSKA Yuliya	KASITSKA	L						15 AUG 1983	0	0	0	0	0
10	MOSIICHUK Iryna	MOSIICHUK							14 MAR 1989	1	0	1	2	1.24
11	MIROSHNIKOVA Iryna	MIROSHNIKOVA							28 AUG 1986	41	3	2	46	28.57
12	KOVALCHUK Iryna	KOVALCHUK							26 NOV 1983	22	1	5	28	17.39
13	HERIY Olena	HERIY							13 FEB 1985	9	5	1	15	9.32
15	RIDOSH Khrystyna	RIDOSH							28 JUN 1993	20	0	7	27	16.77
17	KASITSKA Angelina	KASITSKA	S						6 JUL 1996	0	0	0	0	0
19	BALOH Karina	BALOH							15 SEP 1994	10	1	6	17	10.56


Coach KASITSKYI Leonid

Assistant

Phase	Opponent	Sets	Points per Set
Preliminary - Group B	BRA	3 - 0	25 - 19, 25 - 15, 25 - 8
Preliminary - Group B	USA	1 - 3	18 - 25, 25 - 22, 20 - 25, 16 - 25
Preliminary - Group B	POL	3 - 1	25 - 18, 25 - 16, 22 - 25, 25 - 14
Quarter-finals	RUS	3 - 1	22 - 25, 25 - 17, 25 - 19, 25 - 17

LEGEND

%	Percentage of total team score	(C)	Team Captain	BH	Both Handed	Han.	Handedness	L	Libero
LH	Left Handed	MB	Middle Blocker	No.	Shirt Number	OS	Opposite Spiker	Pos	Playing Position
WS	Wing Spiker	QF	Quarter-finals	RH	Right Handed	S	Setter	SF	Semi-finals



WED 26 JUL 2017

Start Time 13:10 - End Time 15:22

Match Duration 2h11

Results

P2

ITA vs USA
3 1

Team	Sets	1	2	3	4	Total
ITA	3	24	29	26	25	104
USA	1	26	27	24	20	97
	Playing Time	29min	32min	36min	22min	2h1

First Referee: Aysim ERGINAY (TR)

Second Referee: Halid CERIT

ITA - Italy								
No.	Name	Pos.	1	2	3	4	5	Pts
1	TOMAT Alice		4	4	4	3		26
2	CALCAGNI Alice	S	4	4		4		
3	GALBUSERA Ilaria (C)		6	6	6	5		4
4	GENNARO Claudia	S	3	3	3	2		3
5	BROGGI Valentina	L	L	L	L	L		
6	MARTONE Luana		1	1	1	6		3
7	BENNERDO Silvia		2	2	2	1		5
8	BIASIN Federica							1
11	CABONI Vanessa		5	5	5	4		12
12	CASINI Clara							
13	BRANDANI Simona		3	6				
15	BRUNI Federica			7		7		1

USA - US of America								
No.	Name	Pos.	1	2	3	4	5	Pts
1	FROWICK Kali LeAnn		1	2	2	2		7
2	DANIELS Adele		6	1		6		6
3	REESE Katelyn Dee		5	6	6	6		14
4	WHITED Ann		6	3		1		4
5	THOMAS Darriyan	L	L	L	L	L		
6	MOUNTY-WEINSTOCK Ludmila		2	3	3	3		3
7	KONS Jaime Lynn	S				16		
11	DIPPOLD Megan E							
12	TUBERT Sarah (C)	S	3	4	4	4		7
14	GARRITY Abby		4	5	5	5		20
16	BUNN Cali				1	1		3

Coach CAMPEDELLI Alessandra
Assistant Coach

Coach BOREN Lynn Ray
Assistant Coach

TEAM AND PLAYER PERFORMANCES

Won	Total Atts	No. Name	Scoring Skills	Won	Total Atts	No. Name
41	126	Total Team	Spike	45	135	Total Team
23	63	1 TOMAT Alice		17	50	14 GARRITY Abby
6	10	11 CABONI Vanessa		10	17	3 REESE Katelyn Dee
5	8	7 BENNERDO Silvia		6	23	1 FROWICK Kali LeAnn
8	44	Total Team	Block	10	39	Total Team
5	17	11 CABONI Vanessa		4	9	3 REESE Katelyn Dee
1	3	6 MARTONE Luana		2	10	12 TUBERT Sarah
1	4	1 TOMAT Alice		1	4	6 MOUNTY-WEINSTOCK Ludmila
6	103	Total Team	Serve	9	98	Total Team
2	18	1 TOMAT Alice		3	17	14 GARRITY Abby
1	16	3 GALBUSERA Ilaria		2	18	12 TUBERT Sarah
1	21	4 GENNARO Claudia		1	11	6 MOUNTY-WEINSTOCK Ludmila
65		Total Team	Opp. Error	57		Total Team
120	273	Total Team	Total	121	272	Total Team
26	85	1 TOMAT Alice	Best Scorer	20	70	14 GARRITY Abby

LEGEND

- (C) Team Captain
- nn Substitute where nn = shirt number of outgoing player
- MB Middle Blocker
- OS Opposite Spiker
- S Setter
- n Starting line-up where n= starting position on court
- Atts Attempts
- No. Shirt Number
- Pos Playing Position
- WS Wing Spiker
- L Substitute Libero
- L Libero
- Opp. Opponent
- Pts Points scored



WED 26 JUL 2017

Start List

Start Time 13:00

ITA vs USA

P1

First Referee: Aysim ERGINAY (TR)

Second Referee: Halid CERIT

ITA - Italy

Shirt colour: Blue

No.	Name	Shirt Name	Pos.	Han.	Height	Weight	Highest Reach		Date of Birth	Tournament Totals				
							Spike cm	Block cm		Spike	Block	Serve	Total	%
1	TOMAT Alice	TOMAT							22 JUN 1993	80	3	9	92	55.42
2	CALCAGNI Alice	CALCAGNI	S						14 SEP 1995	2	0	3	5	3.01
3	GALBUSERA Ilaria (C)	GALBUSERA							3 FEB 1991	17	1	3	21	12.65
4	GENNARO Claudia	GENNARO	S						7 MAR 1991	13	1	7	21	12.65
5	BROGGI Valentina	BROGGI	L						24 OCT 1989	0	0	0	0	0
6	MARTONE Luana	MARTONE							21 FEB 2000	28	1	4	33	19.88
7	BENNERDO Silvia	BENNERDO							27 JUL 1992	14	6	4	24	14.46
8	BIASIN Federica	BIASIN							8 JUN 1995	0	0	0	0	0
11	CABONI Vanessa	CABONI							17 APR 1997	30	10	9	49	29.52
12	CASINI Clara	CASINI							1 APR 1999	0	0	0	0	0
13	BRANDANI Simona	BRANDANI							1 JUN 1998	2	0	0	2	1.20
15	BRUNI Federica	BRUNI							20 APR 2001	1	0	0	1	0.60

Coach CAMPEDELLI Alessandra

Assistant

Phase	Opponent	Sets	Points per Set
Preliminary - Group A	JPN	0 - 3	21 - 25, 17 - 25, 17 - 26
Preliminary - Group A	CAN	3 - 0	25 - 17, 25 - 14, 25 - 16
Preliminary - Group A	TUR	3 - 0	25 - 11, 25 - 15, 25 - 14
Preliminary - Group A	RUS	3 - 1	27 - 25, 25 - 27, 29 - 27, 25 - 12
Quarter-finals	POL	3 - 0	25 - 20, 25 - 22, 25 - 17

USA - US of America

Shirt colour: White

No.	Name	Shirt Name	Pos.	Han.	Height	Weight	Highest Reach		Date of Birth	Tournament Totals				
							Spike cm	Block cm		Spike	Block	Serve	Total	%
1	FROWICK Kali LeAnn	FROWICK							18 AUG 1993	33	1	3	37	21.26
2	DANIELS Adele	DANIELS							9 JUN 1997	15	2	5	22	12.64
3	REESE Katelyn Dee	REESE							19 MAY 1987	32	3	2	37	21.26
4	WHITED Ann	WHITED							23 APR 1991	6	0	2	8	4.60
5	THOMAS Darrivan	THOMAS	L						5 AUG 1996	0	0	0	0	0
6	MOUNTY-WEINSTOCK Ludmila	MOUNTY							20 MAY 1986	21	7	1	29	16.67
7	KONS Jaime Lynn	KONS	S						25 MAY 1995	0	0	1	1	0.57
11	DIPPOLD Meqan E	DIPPOLD							3 JAN 1986	0	0	0	0	0
12	TUBERT Sarah (C)	TUBERT	S						16 AUG 1993	5	3	6	14	8.05
14	GARRITY Abby	GARRITY							8 JAN 1997	58	4	9	71	40.80
16	BUNN Cali	BUNN							11 APR 1998	15	1	1	17	9.77


Coach BOREN Lynn Ray

Assistant

Phase	Opponent	Sets	Points per Set
Preliminary - Group B	POL	3 - 1	25 - 16, 21 - 25, 25 - 13, 25 - 22
Preliminary - Group B	UKR	3 - 1	25 - 18, 22 - 25, 25 - 20, 25 - 16
Preliminary - Group B	BRA	3 - 0	25 - 9, 25 - 14, 25 - 15
Quarter-finals	TUR	3 - 0	25 - 14, 25 - 16, 25 - 12

LEGEND

% Percentage of total team score	(C) Team Captain	BH Both Handed	Han. Handedness	L Libero
LH Left Handed	MB Middle Blocker	No. Shirt Number	OS Opposite Spiker	Pos Playing Position
WS Wing Spiker	QF Quarter-finals	RH Right Handed	S Setter	SF Semi-finals



WED 26 JUL 2017

Start Time 9:59 - End Time 12:06

Match Duration 2h6

Results

P2

BRA vs RUS
2 3

Team	Sets	1	2	3	4	5	Total
BRA	2	25	12	25	20	7	89
RUS	3	19	25	19	25	15	103
	Playing Time	25min	21min	26min	24min	11min	1h50

First Refere Sema KAYIKCI (TR)

Second Refere Ozben KIRCA (TUR)

BRA - Brazil								
No.	Name	Pos	1	2	3	4	5	Pts
3	SILVA Natalia		4	4	4	4	4	21
4	DE SOUZA Simone Nogueira	S	2	2	2	2	2	4
5	FARIA Leticia	L	L	L	L	L	L	
6	SILVA Daniela (C)		1	1	1	1	1	10
7	LONGMAN Carolina		5	5	5	5	5	5
8	PIRES Julia Quadros		3	3	3	3	6	7
9	BORGES Elizabeth	S		4				
10	ULSON Franciane Aparecida			16				
11	GONCALVES Iara							
13	MAZZINI Marcia			7	16	16	3	1
16	SOUSA Hellen Nazaret		6	6	6	6	6	9

RUS - Russia								
No.	Name	Pos	1	2	3	4	5	Pts
2	ILYUKHINA Anna Sergeevna		6		7	2	3	2
4	DRAGUNOVA Loida	S	14	9				
5	SOLOVYEVA Anna Viktorovna		3		11	6	6	6
6	MITROPHANOVA Anastasia		4	3	4	3	4	17
7	ROMANOVA Arina		5	2	3			4
8	LAVRINENKO Maria Evgeny	L	L	L	L	L	L	
9	USOVA Anna Sergeevna (C)	S	2	1	2	1	2	4
10	KATANSKAYA Maria Vladimi		1	6	1	6	1	15
11	TRUBOVA Natalia Alexandro		2	5	6	5		7
12	MANSUROVA Valeriia							
13	CHEREVKO Lada			9				
14	PRAPORSHCHIKOVA		5	4	5	4	5	9

Coach GUTIEREZ FILHO Rubem
Assistant Coach


Coach DUDIN Vladimir
Assistant Coach

TEAM AND PLAYER PERFORMANCES

Won	Total Atts	No. Name	Scoring Skills	Won	Total Atts	No. Name
43	119	Total Team	Spike	45	122	Total Team
19	31	3 SILVA Natalia		11	26	6 MITROPHANOVA Anastasia
7	23	16 SOUSA Hellen Nazaret		9	22	10 KATANSKAYA Maria Vladimirovna
5	24	8 PIRES Julia Quadros		9	18	14 PRAPORSHCHIKOVA
6	38	Total Team	Block	9	43	Total Team
2	6	6 SILVA Daniela		4	9	6 MITROPHANOVA Anastasia
2	10	3 SILVA Natalia		2	14	10 KATANSKAYA Maria Vladimirovna
1	7	8 PIRES Julia Quadros		1	2	5 SOLOVYEVA Anna Viktorovna
8	89	Total Team	Serve	10	103	Total Team
4	17	6 SILVA Daniela		4	22	10 KATANSKAYA Maria Vladimirovna
2	8	16 SOUSA Hellen Nazaret		2	15	6 MITROPHANOVA Anastasia
1	13	8 PIRES Julia Quadros		1	7	7 ROMANOVA Arina
59		Total Team	Opp. Error	66		Total Team
116	246	Total Team	Total	130	268	Total Team
21	58	3 SILVA Natalia	Best Scorer	17	50	6 MITROPHANOVA Anastasia

LEGEND

(C) Team Captain
 nn Substitute where nn = shirt number of outgoing player
 MB Middle Blocker
 OS Opposite Spiker
 S Setter
 n Starting line-up where n= starting position on court
 Atts Attempts
 No. Shirt Number
 Pos Playing Position
 WS Wing Spiker
 L Substitute Libero
 L Libero
 Opp Opponent
 Pts Points scored



WED 26 JUL 2017

Start List

Start Time 10:00

BRA vs RUS

P1

First Refere Sema KAYIKCI (TR)

Second Refere Ozben KIRCA (TUR)

BRA - Brazil

Shirt colour Yellow

No.	Name	Shirt Name	Pos.	Han.	Height	Weight	Highest Reac		Date of Birth	Tournament Totals				
							Spike cm	Block cm		Spik	Bloc	Serv	Total	%
3	SILVA Natalia	SILVA							11 DEC 198	35	7	2	44	-366.6
4	DE SOUZA Simone Nogueira	DE SOUZA	S						30 SEP 1970	6	0	1	7	-58.32
5	FARIA Leticia	FARIA	L						8 OCT 1988	2	0	1	3	-24.99
6	SILVA Daniela (C)	SILVA							10 JUN 1986	4	0	5	9	-74.99
7	LONGMAN Carolina	LONGMAN							17 JUL 1973	6	0	3	9	-74.99
8	PIRES Julia Quadros	PIRES							7 OCT 1996	12	1	5	18	-149.9
9	BORGES Elizabeth	BORGES	S						9 APR 1988	0	0	0	0	0
10	ULSON Franciane Aparecida	ULSON							27 OCT 198	0	0	1	1	-8.32
11	GONCALVES Iara	GONCALVES							14 MAR 197	0	0	0	0	0
13	MAZZINI Marcia	MAZZINI							23 NOV 197	2	0	1	3	-24.99
16	SOUSA Hellen Nazaret	SOUSA							5 JUL 1992	18	6	2	26	-216.6

Coac GUTIEREZ FILHO Rubem

Assista

Phase	Opponent	Sets	Points per Set
Preliminary - Group	UKR	0 - 3	19 - 25, 15 - 25, 8 - 25
Preliminary - Group	POL	2 - 3	25 - 23, 25 - 22, 20 - 25, 19 - 25,
Preliminary - Group	USA	0 - 3	9 - 25, 14 - 25, 15 - 25
Quarter-finals	JPN	0 - 3	5 - 25, 23 - 25, 12 - 25

RUS - Russia

Shirt colour Red

No.	Name	Shirt Name	Pos.	Han.	Height	Weight	Highest Reac		Date of Birth	Tournament Totals				
							Spike cm	Block cm		Spik	Bloc	Serv	Total	%
2	ILYUKHINA Anna Sergeevna	ILYUKHINA							14 MAY 198	14	6	4	24	17.65
4	DRAGUNOVA Loida	DRAGUNOVA	S						1 MAY 1998	3	0	3	6	4.41
5	SOLOVYEVA Anna Viktorov	SOLOVYEVA							30 AUG 199	31	4	9	44	32.35
6	MITROPHANOVA Anastasia	MITROPHANO							28 JUL 1996	36	13	4	53	38.97
7	ROMANOVA Arina	ROMANOVA							8 AUG 1999	2	0	1	3	2.21
8	LAVRINENKO Maria Evgeny	LAVRINENKO	L						19 JUN 1989	0	0	0	0	0
9	USOVA Anna Sergeevna (C)	USOVA	S						12 OCT 199	0	0	5	5	3.68
10	KATANSKAYA Maria Vladimi	KATANSKAYA							31 OCT 198	21	4	6	31	22.79
11	TRUBOVA Natalia Alexandro	TRUBOVA							22 NOV 198	23	0	3	26	19.12
12	MANSUROVA Valeriia	MANSUROVA							19 MAR 199	3	0	2	5	3.68
13	CHEREVKO Lada	CHEREVKO							24 NOV 199	11	0	2	13	9.56
14	PRAPORSHCHIKOVA Irina	PRAPORSHC							17 MAR 199	13	0	1	14	10.29


Coac DUDIN Vladimir

Assista

Phase	Opponent	Sets	Points per Set
Preliminary - Group	CAN	3 - 0	25 - 9, 25 - 8, 25 - 15
Preliminary - Group	TUR	3 - 0	25 - 13, 25 - 15, 25 - 9
Preliminary - Group	JPN	0 - 3	16 - 25, 22 - 25, 15 - 25
Preliminary - Group	ITA	1 - 3	25 - 27, 27 - 25, 27 - 29, 12 - 25
Quarter-finals	UKR	1 - 3	25 - 22, 17 - 25, 19 - 25, 17 - 25

LEGEND

%	Percentage of total team s	(C)	Team Captain	BH	Both Handed	F1	Gold-medal Match	F3	Bronze-medal Match
Han	Handedness	L	Libero	LH	Left Handed	MB	Middle Blocker	No.	Shirt Number
S	Setter	SF	Semi-finals	SF5	Semifinals 5-8	WS	Wing Spiker	RH	Right Handed



WED 26 JUL 2017

Start Time 12:54 - End Time 14:26

Match Duration 1h32

Results

P2

POL vs TUR
3 0

Team	Sets	1	2	3	Total
POL	3	25	25	25	75
TUR	0	14	21	17	52
	Playing Time	25min	32min	28min	1h26

First Refere Vadzim LEBEDZEV (BLR)

Second Refere URKMEZ H.I. (TUR)

POL - Poland								
No.	Name	Pos	1	2	3	4	5	Pts
1	SUCHOROWSKA Paulina		6	5	6			4
2	SZAROLELEC Monika Paulina		3	2	3			8
3	MAZIARZ Lidia	S						
4	KRAMEK Aldona	S	2	1	2			
5	LUSZCZYNSKA Pamela		5	4	5			11
7	KOLTUN Barbara		1	6	1			10
9	KUCHARSKA Edyta (C)		4	3	4			12
10	TYLKI Anna	L	L	L	L			
11	KUBA Karoline							
12	TROSZCZYNSKA Magdalena		9					1

TUR - Turkey								
No.	Name	Pos	1	2	3	4	5	Pts
1	UZUM Fatma		2					
2	ALKAN Ilayda	S	4	2	6			16
3	GENC Esra							
4	GURBUZ Seyma Tugsem	L						
5	OTAMIS Didem							
6	YARAR Merve Nur							
7	YELKEN Yesim		3	4	4			
8	KAYA Pinar			12	1			
9	DURSUN Hacer	L	L					
10	ATES Kezban Cagla		5	3	2			4
11	SOYUGUZEL Melike		6					1
12	HULUR Fikriye			1				
14	YALCIN Yeter (C)	S	1	5	3			14
17	CANPOLAT Gamze		11	6	5			2

Coach PIENKOWSKI Marcin
Assistant Coach


Coach DOKGOZ Fuat
Assistant Coach

TEAM AND PLAYER PERFORMANCES

Won	Total Atts	No. Name	Scoring Skills Spike	Won	Total Atts	No. Name
32	97	Total Team		26	90	Total Team
8	16	9 KUCHARSKA Edyta		12	30	2 ALKAN Ilayda
8	25	5 LUSZCZYNSKA Pamela		9	40	14 YALCIN Yeter
7	20	2 SZAROLELEC Monika Paulina		3	4	10 ATES Kezban Cagla
10	19	Total Team	Block	5	19	Total Team
5	7	7 KOLTUN Barbara		4	7	14 YALCIN Yeter
2	4	9 KUCHARSKA Edyta		1	7	2 ALKAN Ilayda
2	3	5 LUSZCZYNSKA Pamela				
4	73	Total Team	Serve	6	54	Total Team
2	11	9 KUCHARSKA Edyta		3	13	2 ALKAN Ilayda
1	16	5 LUSZCZYNSKA Pamela		1	4	17 CANPOLAT Gamze
1	13	2 SZAROLELEC Monika Paulina		1	7	14 YALCIN Yeter
41		Total Team	Opp. Error	34		Total Team
87	189	Total Team	Total	71	163	Total Team
12	31	9 KUCHARSKA Edyta	Best Scorer	16	50	2 ALKAN Ilayda

LEGEND

(C) Team Captain
nn Substitute where nn = shirt number of outgoing player
MB Middle Blocker
OS Opposite Spiker
S Setter
n Starting line-up where n = starting position on court
Atts Attempts
No. Shirt Number
Pos Playing Position
WS Wing Spiker
L Substitute Libero
L Libero
Opp Opponent
Pts Points scored



WED 26 JUL 2017

Start List

Start Time 12:30

POL vs TUR

P1

First Refere Vadzim LEBEDZEV (BLR)

Second Refere URKMEZ H.I. (TUR)

POL - Poland

Shirt colour White

No.	Name	Shirt Name	Pos.	Han.	Height	Weight	Highest Reac		Date of Birth	Tournament Totals				
							Spike cm	Block cm		Spik	Bloc	Serv	Total	%
1	SUCHOROWSKA Paulina	SUCHOROWS							11 MAY 1999	8	0	5	13	20.31
2	SZAROLOLEC Monika Pauli	SZAROLOLEC							15 OCT 198	5	1	1	7	10.94
3	MAZIARZ Lidia	MAZIARZ	S						31 DEC 199	1	0	1	2	3.13
4	KRAMEK Aldona	KRAMEK	S						29 DEC 199	6	0	6	12	18.75
5	LUSZCZYNSKA Pamela	LUSZCZYNSK							10 OCT 199	56	8	10	74	115.63
7	KOLTUN Barbara	KOLTUN							4 NOV 1992	15	1	2	19	29.69
9	KUCHARSKA Edyta (C)	KUCHARSKA							9 DEC 1977	35	12	5	52	81.25
10	TYLKI Anna	TYLKI	L						18 JUN 1977	0	0	0	0	0
11	KUBA Karoline	KUBA							15 FEB 1996	17	3	5	25	39.06
12	TROSZCZYNSKA Magdalen	TROSZCZYNS							14 AUG 198	1	1	0	2	3.13
Coac PIENKOWSKI Marcin							Assista							

Phase	Opponent	Sets	Points per Set
Preliminary - Group	USA	1 - 3	16 - 25, 25 - 21, 13 - 25, 22 - 25
Preliminary - Group	BRA	3 - 2	23 - 25, 22 - 25, 25 - 20, 25 - 19
Preliminary - Group	UKR	1 - 3	18 - 25, 16 - 25, 25 - 22, 14 - 25
Quarter-finals	ITA	0 - 3	20 - 25, 22 - 25, 17 - 25

TUR - Turkey


Shirt colour Black

No.	Name	Shirt Name	Pos.	Han.	Height	Weight	Highest Reac		Date of Birth	Tournament Totals				
							Spike cm	Block cm		Spik	Bloc	Serv	Total	%
1	UZUM Fatma	UZUM							10 OCT 199	1	0	3	4	-24.99
2	ALKAN Ilayda	ALKAN	S						24 FEB 1998	24	7	9	40	-249.9
3	GENC Esra	GENC							29 SEP 1997	0	0	0	0	0
4	GURBUZ Seyma Tuqsem	GURBUZ	L						1 JAN 2002	0	0	0	0	0
5	OTAMIS Didem	OTAMIS							17 SEP 1995	0	0	0	0	0
6	YARAR Merve Nur	YARAR							1 AUG 2000	0	0	0	0	0
7	YELKEN Yesim	YELKEN							18 NOV 198	1	0	1	2	-12.49
8	KAYA Pinar	KAYA							13 APR 2003	0	0	0	0	0
9	DURUN Hacer	DURUN	L						11 AUG 199	0	0	0	0	0
10	ATES Kezban Caqla	ATES							17 FEB 1988	3	0	2	5	-31.24
11	SOYUGUZEL Melike	SOYUGUZEL							1 OCT 1995	4	0	1	5	-31.24
12	HULUR Fikriye	HULUR							1 APR 2000	2	0	0	2	-12.49
14	YALCIN Yeter (C)	YALCIN	S						2 FEB 1988	60	4	6	70	-437.4
17	CANPOLAT Gamze	CANPOLAT							8 AUG 1991	9	0	1	10	-62.49
Coac DOKGOZ Fuat							Assista							

Phase	Opponent	Sets	Points per Set
Preliminary - Group	RUS	0 - 3	13 - 25, 15 - 25, 9 - 25
Preliminary - Group	JPN	0 - 3	17 - 25, 9 - 25, 19 - 25
Preliminary - Group	ITA	0 - 3	11 - 25, 15 - 25, 14 - 25
Preliminary - Group	CAN	3 - 1	18 - 25, 25 - 23, 26 - 24, 25 - 22
Quarter-finals	USA	0 - 3	14 - 25, 16 - 25, 12 - 25

LEGEND

%	Percentage of total team s	(C)	Team Captain	BH	Both Handed	F1	Gold-medal Match	F3	Bronze-medal Match
Han	Handedness	L	Libero	LH	Left Handed	MB	Middle Blocker	No.	Shirt Number
S	Setter	SF	Semi-finals	SF5	Semifinals 5-8	WS	Wing Spiker	RH	Right Handed



TUE 25 JUL 2017

Start Time 10:03 - End Time 11:21

Match Duration 1h17

Results

P2

JPN vs BRA
3 0

Team	Sets	1	2	3	Total
JPN	3	25	25	25	75
BRA	0	5	23	12	40
	Playing Time	17min	30min	22min	1h10

First Refere Sema KAYIKCI (TR)

Second Refere Volkan OZTURE (TUR)

JPN - Japan								
No.	Name	Pos	1	2	3	4	5	Pts
1	UGAYA Saki (C)		3		3			3
2	YAMASAKI Nozomi		6	10	6			5
3	MIURA Sanae			3				
4	MAEJIMA Nami							
5	TAKARA Miki	L	L	L				
6	AZUMI Rie		5	5	5			20
7	HATA Nanako	S	11	1				
8	MURAKI Rena			3				3
9	OZUKA Aimi		2	2	2			18
10	HASEYAMA Yumi		2	6	12			4
11	NAKATA Mio	S	1	7	1			2
12	HIRAOKA Sayuri		4	4	4			6

BRA - Brazil								
No.	Name	Pos	1	2	3	4	5	Pts
3	SILVA Natalia		4	4	4			7
4	DE SOUZA Simone Nogueira	S	2	2	2			2
5	FARIA Leticia	L	L	L	L			
6	SILVA Daniela (C)		1	1	1			4
7	LONGMAN Carolina		5	5	5			
8	PIRES Julia Quadros		3	3	3			4
9	BORGES Elizabeth	S		16	4			
10	ULSON Franciane Aparecida							
11	GONCALVES Iara				6			
13	MAZZINI Marcia		8		16			
16	SOUSA Hellen Nazaret		6	6	6			2

Coach KAWAKITA Miyuki
Assistant Coach


Coach GUTIEREZ FILHO Rubem
Assistant Coach

TEAM AND PLAYER PERFORMANCES

Won	Total Atts	No. Name	Scoring Skills	Won	Total Atts	No. Name
45	90	Total Team	Spike	9	54	Total Team
16	28	6 AZUMI Rie		4	23	3 SILVA Natalia
15	28	9 OZUKA Aimi		2	2	4 DE SOUZA Simone Nogueira
5	19	12 HIRAOKA Sayuri		1	9	6 SILVA Daniela
1	11	Total Team	Block	5	35	Total Team
1	3	2 YAMASAKI Nozomi		3	12	3 SILVA Natalia
				1	5	8 PIRES Julia Quadros
				1	4	16 SOUSA Hellen Nazaret
15	74	Total Team	Serve	5	41	Total Team
4	12	6 AZUMI Rie		3	9	6 SILVA Daniela
3	4	8 MURAKI Rena		2	10	8 PIRES Julia Quadros
3	14	9 OZUKA Aimi				
58		Total Team	Opp. Error	32		Total Team
119	175	Total Team	Total	51	130	Total Team
20	42	6 AZUMI Rie	Best Scorer	7	39	3 SILVA Natalia

LEGEND

(C) Team Captain
nn Substitute where nn = shirt number of outgoing player
MB Middle Blocker
OS Opposite Spiker
S Setter
n Starting line-up where n = starting position on court
Atts Attempts
No. Shirt Number
Pos Playing Position
WS Wing Spiker
L Substitute Libero
L Libero
Opp Opponent
Pts Points scored



TUE 25 JUL 2017

Start List

Start Time 10:00

JPN vs BRA

P1

First Refere Sema KAYIKCI (TR)

Second Refere Volkan OZTURE (TUR)

JPN - Japan

Shirt colour Red

No.	Name	Shirt Name	Pos.	Han.	Height	Weight	Highest Reac		Date of Birth	Tournament Totals				
							Spike cm	Block cm		Spik	Bloc	Serv	Total	%
1	UGAYA Saki (C)	UGAYA							4 FEB 1991	12	2	1	15	8.06
2	YAMASAKI Nozomi	YAMASAKI							24 JUL 1984	25	5	5	35	18.82
3	MIURA Sanae	MIURA							16 APR 1986	3	0	0	3	1.61
4	MAEJIMA Nami	MAEJIMA							21 JUL 1988	0	0	1	1	0.54
5	TAKARA Miki	TAKARA	L						11 JAN 1991	1	0	0	1	0.54
6	AZUMI Rie	AZUMI							9 JUN 1991	36	1	5	42	22.58
7	HATA Nanako	HATA	S						6 JUL 1991	1	1	0	2	1.08
8	MURAKI Rena	MURAKI							2 APR 1997	0	0	1	1	0.54
9	OZUKA Aimi	OZUKA							10 AUG 199	39	0	8	47	25.27
10	HASEYAMA Yumi	HASEYAMA							24 AUG 200	5	0	0	5	2.69
11	NAKATA Mio	NAKATA	S						12 FEB 2001	3	0	18	21	11.29
12	HIRAOKA Sayuri	HIRAOKA							3 MAY 1999	27	1	8	36	19.35

Coac KAWAKITA Miyuki

Assista

Phase	Opponent	Sets	Points per Set
Preliminary - Group	ITA	3 - 0	25 - 21, 25 - 17, 26 - 17
Preliminary - Group	CAN	3 - 0	25 - 6, 25 - 11, 25 - 16
Preliminary - Group	TUR	3 - 0	25 - 17, 25 - 9, 25 - 19
Preliminary - Group	RUS	3 - 0	25 - 16, 25 - 22, 25 - 15

BRA - Brazil

Shirt colour Blue

No.	Name	Shirt Name	Pos.	Han.	Height	Weight	Highest Reac		Date of Birth	Tournament Totals				
							Spike cm	Block cm		Spik	Bloc	Serv	Total	%
3	SILVA Natalia	SILVA							11 DEC 198	31	4	2	37	616.67
4	DE SOUZA Simone Nogueira	DE SOUZA	S						30 SEP 1970	4	0	1	5	83.33
5	FARIA Leticia	FARIA	L						8 OCT 1988	2	0	1	3	50.00
6	SILVA Daniela (C)	SILVA							10 JUN 1986	3	0	2	5	83.33
7	LONGMAN Carolina	LONGMAN							17 JUL 1973	6	0	3	9	150.00
8	PIRES Julia Quadros	PIRES							7 OCT 1996	11	0	3	14	233.33
9	BORGES Elizabeth	BORGES	S						9 APR 1988	0	0	0	0	0
10	ULSON Franciane Aparecida	ULSON							27 OCT 198	0	0	1	1	16.67
11	GONCALVES Iara	GONCALVES							14 MAR 197	0	0	0	0	0
13	MAZZINI Marcia	MAZZINI							23 NOV 197	2	0	1	3	50.00
16	SOUSA Hellen Nazaret	SOUSA							5 JUL 1992	17	5	2	24	400.00


Coac GUTIEREZ FILHO Rubem

Assista

Phase	Opponent	Sets	Points per Set
Preliminary - Group	UKR	0 - 3	19 - 25, 15 - 25, 8 - 25
Preliminary - Group	POL	2 - 3	25 - 23, 25 - 22, 20 - 25, 19 - 25
Preliminary - Group	USA	0 - 3	9 - 25, 14 - 25, 15 - 25

LEGEND

% Percentage of total team s (C) Team Captain
 LH Left Handed MB Middle Blocker BH Both Handed
 PR Preliminary QF Quarter-finals No. Shirt Number OS Opposite Spiker
 Han Handedness S Setter L Libero
 Pos Playing Position WS Wing Spiker



TUE 25 JUL 2017

Start Time 12:33 - End Time 14:35

Match Duration 2h2

Results

P2

RUS vs UKR

1 3

Team	Sets	1	2	3	4	Total
RUS	1	25	17	19	17	78
UKR	3	22	25	25	25	97
	Playing Time	28min	26min	28min	28min	1h51

First Refere Gurhan GUL (TUR)

Second Refere Davut TASOVA (TUR)

RUS - Russia								
No.	Name	Pos	1	2	3	4	5	Pts
1	KHARCHEVNIKOVA Elena P			14	5	14		4
2	ILYUKHINA Anna Sergeevna		1	6	1			6
3	ALEXEEVA Elizaveta		10	5	6		5	8
4	DRAGUNOVA Loida	S			9	1		
5	SOLOVYEVA Anna Viktorovna		3	2	3	2		11
6	MITROPHANOVA Anastasia		4	3	2	6		14
7	ROMANOVA Arina	L	L	L	L	L		
8	LAVRINENKO Maria Evgeny	L	L	L	L	L		
9	USOVA Anna Sergeevna (C)	S	2	1	2	4		2
10	KATANSKAYA Maria Vladimi		6	3	4	3		5
11	TRUBOVA Natalia Alexandro				5			
12	MANSUROVA Valeriia							
13	CHEREVKO Lada							
14	PRAPORSHCHIKOVA		5	4	11	4		6

UKR - Ukraine								
No.	Name	Pos	1	2	3	4	5	Pts
1	TERESHCHUK Oleksandra		1	1	1	2		14
4	ETIEN Tatiana (C)	S	2	2	2	3		2
5	SEMIZENKO Inha				8	12		3
8	NAGIBINA Natalia		5	3	3	4		9
9	KASITSKA Yuliya	L	L	L	L	L		
10	MOSIICHUK Iryna	S						
11	MIROSHNIKOVA Iryna		4	4	4	5		17
12	KOVALCHUK Iryna		3	5	5	6		7
13	HERIY Olena							
15	RIDOSH Khrystyna		6	6	6	1		14
17	KASITSKA Angelina	S						
19	BALOH Karina		12	11	11	11		3

Coach SEMENOV Georgy Musspelt
Assistant Coach

Coach KASITSKYI Leonid
Assistant Coach

TEAM AND PLAYER PERFORMANCES

Won	Total Atts	No. Name	Scoring Skills Spike	Won	Total Atts	No. Name
45	130	Total Team		61	143	Total Team
10	27	5 SOLOVYEVA Anna Viktorovna		16	21	11 MIROSHNIKOVA Iryna
9	19	6 MITROPHANOVA Anastasia		13	38	15 RIDOSH Khrystyna
8	25	3 ALEXEEVA Elizaveta		12	27	1 TERESHCHUK Oleksandra
6	46	Total Team	Block	4	41	Total Team
4	11	6 MITROPHANOVA Anastasia		2	8	1 TERESHCHUK Oleksandra
1	12	2 ILYUKHINA Anna Sergeevna		1	5	12 KOVALCHUK Iryna
1	2	5 SOLOVYEVA Anna Viktorovna		1	12	11 MIROSHNIKOVA Iryna
5	79	Total Team	Serve	4	96	Total Team
2	15	9 USOVA Anna Sergeevna		3	13	19 BALOH Karina
1	4	1 KHARCHEVNIKOVA Elena Petrovna		1	12	15 RIDOSH Khrystyna
1	13	6 MITROPHANOVA Anastasia				
51		Total Team	Opp. Error	57		Total Team
107	255	Total Team	Total	126	280	Total Team
14	43	6 MITROPHANOVA Anastasia	Best Scorer	17	42	11 MIROSHNIKOVA Iryna

LEGEND

(C) Team Captain
nn Substitute where nn = shirt number of outgoing player
MB Middle Blocker
OS Opposite Spiker
S Setter
n Starting line-up where n= starting position on court
Atts Attempts
No. Shirt Number
Pos Playing Position
WS Wing Spiker
L Substitute Libero
L Libero
Opp Opponent
Pts Points scored



TUE 25 JUL 2017

Start List

Start Time 12:30

RUS vs UKR

P1

First Refere Gurhan GUL (TUR)

Second Refere Davut TASOVA (TUR)

RUS - Russia

Shirt colour Red

No.	Name	Shirt Name	Pos.	Han.	Height	Weight	Highest Reac		Date of Birth	Tournament Totals				
							Spike cm	Block cm		Spik	Bloc	Serv	Total	%
1	KHARCHEVNIKOVA Elena P	KHARCHEVNI							11 SEP 1985	1	1	0	2	1.74
2	ILYUKHINA Anna Sergeevna	ILYUKHINA							14 MAY 198	10	5	3	18	15.65
3	ALEXEEVA Elizaveta	ALEXEEVA							31 MAR 198	18	0	3	21	18.26
4	DRAGUNOVA Loida	DRAGUNOVA	S						1 MAY 1998	3	0	3	6	5.22
5	SOLOVYEVA Anna Viktorov	SOLOVYEVA							30 AUG 199	21	3	9	33	28.70
6	MITROPHANOVA Anastasia	MITROPHANO							28 JUL 1996	27	9	3	39	33.91
7	ROMANOVA Arina	ROMANOVA	L						8 AUG 1999	2	0	1	3	2.61
8	LAVRINENKO Maria Evgeny	LAVRINENKO	L						19 JUN 1989	0	0	0	0	0
9	USOVA Anna Sergeevna (C)	USOVA	S						12 OCT 199	0	0	3	3	2.61
10	KATANSKAYA Maria Vladimi	KATANSKAYA							31 OCT 198	16	4	6	26	22.61
11	TRUBOVA Natalia Alexandro	TRUBOVA							22 NOV 198	23	0	3	26	22.61
12	MANSUROVA Valeriia	MANSUROVA							19 MAR 199	3	0	2	5	4.35
13	CHEREVKO Lada	CHEREVKO							24 NOV 199	11	0	2	13	11.30
14	PRAPORSHCHIKOVA Irina	PRAPORSHC							17 MAR 199	7	0	1	8	6.96
Coac SEMENOV Georgy Musspelt		Assista												

Phase	Opponent	Sets	Points per Set
Preliminary - Group	CAN	3 - 0	25 - 9, 25 - 8, 25 - 15
Preliminary - Group	TUR	3 - 0	25 - 13, 25 - 15, 25 - 9
Preliminary - Group	JPN	0 - 3	16 - 25, 22 - 25, 15 - 25
Preliminary - Group	ITA	1 - 3	25 - 27, 27 - 25, 27 - 29, 12 - 25

UKR - Ukraine


Shirt colour Blue

No.	Name	Shirt Name	Pos.	Han.	Height	Weight	Highest Reac		Date of Birth	Tournament Totals				
							Spike cm	Block cm		Spik	Bloc	Serv	Total	%
1	TERESHCHUK Oleksandra	TERESHCHUK							25 MAR 198	18	2	3	23	20.00
4	ETIEN Tatiana (C)	ETIEN	S						9 MAR 1971	2	0	8	10	8.70
5	SEMIZENKO Inha	SEMIZENKO							23 JUN 1992	14	0	2	16	13.91
8	NAGIBINA Natalia	NAGIBINA							6 APR 1990	18	3	4	25	21.74
9	KASITSKA Yuliya	KASITSKA	L						15 AUG 198	0	0	0	0	0
10	MOSIICHUK Iryna	MOSIICHUK	S						14 MAR 198	1	0	1	2	1.74
11	MIROSHNIKOVA Iryna	MIROSHNIKO							28 AUG 198	25	2	2	29	25.22
12	KOVALCHUK Iryna	KOVALCHUK							26 NOV 198	16	0	5	21	18.26
13	HERIY Olena	HERIY							13 FEB 1985	9	5	1	15	13.04
15	RIDOSH Khrystyna	RIDOSH							28 JUN 1993	7	0	6	13	11.30
17	KASITSKA Angelina	KASITSKA	S						6 JUL 1996	0	0	0	0	0
19	BALOH Karina	BALOH							15 SEP 1994	10	1	3	14	12.17
Coac KASITSKYI Leonid		Assista												

Phase	Opponent	Sets	Points per Set
Preliminary - Group	BRA	3 - 0	25 - 19, 25 - 15, 25 - 8
Preliminary - Group	USA	1 - 3	18 - 25, 25 - 22, 20 - 25, 16 - 25
Preliminary - Group	POL	3 - 1	25 - 18, 25 - 16, 22 - 25, 25 - 14

LEGEND

%	Percentage of total team s	(C)	Team Captain	BH	Both Handed	Han	Handedness	L	Libero
LH	Left Handed	MB	Middle Blocker	No.	Shirt Number	OS	Opposite Spiker	Pos	Playing Position
PR	Preliminary	QF	Quarter-finals	RH	Right Handed	S	Setter	WS	Wing Spiker



TUE 25 JUL 2017

Start Time 15:19 - End Time 16:44

Match Duration 1h25

Results

P2

ITA vs POL
3 0

Team	Sets	1	2	3	Total
ITA	3	25	25	25	75
POL	0	20	22	17	59
	Playing Time	26min	27min	25min	1h19

First Refere Rebecca RUIZ JOHANNES

Second Refere Sema KAYIKCI (TR)

ITA - Italy								
No.	Name	Pos	1	2	3	4	5	Pts
1	TOMAT Alice		4	4	4			19
2	CALCAGNI Alice	S	4					
3	GALBUSERA Ilaria (C)		6	6	6			5
4	GENNARO Claudia	S	3	3	3			4
5	BROGGI Valentina	L	L	L	L			
6	MARTONE Luana		1	1	1			6
7	BENNARDO Silvia		2	2	2			5
8	BIASIN Federica							
11	CABONI Vanessa		5	5	5			15
12	CASINI Clara							
13	BRANDANI Simona							
15	BRUNI Federica							

POL - Poland								
No.	Name	Pos	1	2	3	4	5	Pts
1	SUCHOROWSKA Paulina		6	2	2			4
2	SZAROLELEC Monika Paulin		1	6	6			1
3	MAZIARZ Lidia	S	5	5	5			2
4	KRAMEK Aldona	S	3	3	3			1
5	LUSZCZYNSKA Pamela		2	2	2			11
7	KOLTUN Barbara		1	1	1			1
9	KUCHARSKA Edyta (C)		4	4	4			8
10	TYLKI Anna	L	L	L	L			
11	KUBA Karoline		3	3	3			4
12	TROSZCZYNSKA Magdalena			7				1

Coach CAMPEDELLI Alessandra
Assistant Coach


Coach PIENKOWSKI Marcin
Assistant Coach

TEAM AND PLAYER PERFORMANCES

Won	Total Atts	No. Name	Scoring Skills	Won	Total Atts	No. Name
38	92	Total Team	Spike	25	88	Total Team
17	44	1 TOMAT Alice		8	25	5 LUSZCZYNSKA Pamela
7	10	11 CABONI Vanessa		6	16	9 KUCHARSKA Edyta
5	15	6 MARTONE Luana		4	8	1 SUCHOROWSKA Paulina
4	22	Total Team	Block	4	30	Total Team
2	5	7 BENNARDO Silvia		1	7	9 KUCHARSKA Edyta
1	7	11 CABONI Vanessa		1	3	5 LUSZCZYNSKA Pamela
1	5	1 TOMAT Alice		1	1	12 TROSZCZYNSKA Magdalena
12	74	Total Team	Serve	4	60	Total Team
7	17	11 CABONI Vanessa		2	12	5 LUSZCZYNSKA Pamela
1	12	3 GALBUSERA Ilaria		1	10	9 KUCHARSKA Edyta
1	6	4 GENNARO Claudia		1	6	3 MAZIARZ Lidia
52		Total Team	Opp. Error	48		Total Team
106	188	Total Team	Total	81	178	Total Team
19	62	1 TOMAT Alice	Best Scorer	11	40	5 LUSZCZYNSKA Pamela

LEGEND

(C) Team Captain
nn Substitute where nn = shirt number of outgoing player
MB Middle Blocker
OS Opposite Spiker
S Setter
n Starting line-up where n= starting position on court
Atts Attempts
No. Shirt Number
Pos Playing Position
WS Wing Spiker
L Substitute Libero
L Libero
Opp Opponent
Pts Points scored



TUE 25 JUL 2017

Start List

Start Time 15:00

ITA vs POL

P1

First Refere Rebecca RUIZ JOHANNES

Second Refere Sema KAYIKCI (TR)

ITA - Italy

Shirt colour White

No.	Name	Shirt Name	Pos.	Han.	Height	Weight	Highest Reac		Date of Birth	Tournament Totals				
							Spike cm	Block cm		Spik	Bloc	Serv	Total	%
1	TOMAT Alice	TOMAT							22 JUN 1993	63	2	8	73	52.52
2	CALCAGNI Alice	CALCAGNI	S						14 SEP 1995	2	0	3	5	3.60
3	GALBUSERA Ilaria (C)	GALBUSERA							3 FEB 1991	13	1	2	16	11.51
4	GENNARO Claudia	GENNARO	S						7 MAR 1991	10	1	6	17	12.23
5	BROGGI Valentina	BROGGI	L						24 OCT 198	0	0	0	0	0
6	MARTONE Luana	MARTONE							21 FEB 2000	23	1	3	27	19.42
7	BENNARDO Silvia	BENNARDO							27 JUL 1992	12	4	3	19	13.67
8	BIASIN Federica	BIASIN							8 JUN 1995	0	0	0	0	0
11	CABONI Vanessa	CABONI							17 APR 1997	23	9	2	34	24.46
12	CASINI Clara	CASINI							1 APR 1999	0	0	0	0	0
13	BRANDANI Simona	BRANDANI							1 JUN 1998	2	0	0	2	1.44
15	BRUNI Federica	BRUNI							20 APR 2001	1	0	0	1	0.72

Coac CAMPEDELLI Alessandra

Assista

Phase	Opponent	Sets	Points per Set
Preliminary - Group	JPN	0 - 3	21 - 25, 17 - 25, 17 - 26
Preliminary - Group	CAN	3 - 0	25 - 17, 25 - 14, 25 - 16
Preliminary - Group	TUR	3 - 0	25 - 11, 25 - 15, 25 - 14
Preliminary - Group	RUS	3 - 1	27 - 25, 25 - 27, 29 - 27, 25 - 12

POL - Poland

Shirt colour Red

No.	Name	Shirt Name	Pos.	Han.	Height	Weight	Highest Reac		Date of Birth	Tournament Totals				
							Spike cm	Block cm		Spik	Bloc	Serv	Total	%
1	SUCHOROWSKA Paulina	SUCHOROWS							11 MAY 199	4	0	5	9	15.79
2	SZAROLELEC Monika Pauli	SZAROLELEC							15 OCT 198	4	1	1	6	10.53
3	MAZIARZ Lidia	MAZIARZ	S						31 DEC 199	0	0	0	0	0
4	KRAMEK Aldona	KRAMEK	S						29 DEC 199	5	0	6	11	19.30
5	LUSZCZYNSKA Pamela	LUSZCZYNSK							10 OCT 199	48	7	8	63	110.53
7	KOLTUN Barbara	KOLTUN							4 NOV 1992	14	1	2	18	31.58
9	KUCHARSKA Edyta (C)	KUCHARSKA							9 DEC 1977	29	11	4	44	77.19
10	TYLKI Anna	TYLKI	L						18 JUN 1977	0	0	0	0	0
11	KUBA Karoline	KUBA							15 FEB 1996	14	2	5	21	36.84
12	TROSZCZYNSKA Magdalen	TROSZCZYNS							14 AUG 198	1	0	0	1	1.75


Coac PIENKOWSKI Marcin

Assista

Phase	Opponent	Sets	Points per Set
Preliminary - Group	USA	1 - 3	16 - 25, 25 - 21, 13 - 25, 22 - 25
Preliminary - Group	BRA	3 - 2	23 - 25, 22 - 25, 25 - 20, 25 - 19
Preliminary - Group	UKR	1 - 3	18 - 25, 16 - 25, 25 - 22, 14 - 25

LEGEND

% Percentage of total team s (C) Team Captain
 LH Left Handed MB Middle Blocker BH Both Handed Han Handedness L Libero
 PR Preliminary OS Opposite Spiker No. Shirt Number Pos Playing Position
 QF Quarter-finals RH Right Handed S Setter WS Wing Spiker



TUE 25 JUL 2017

Start Time 17:33 - End Time 18:47

Match Duration 1h14

Results

P2

TUR vs USA
0 3

Team	Sets	1	2	3	Total
TUR	0	14	16	12	42
USA	3	25	25	25	75
	Playing Time	24min	23min	20min	1h8

First Refere Vadzim LEBEDZEV (BLR)

Second Refere Gurhan GUL (TUR)

TUR - Turkey								
No.	Name	Pos	1	2	3	4	5	Pts
1	UZUM Fatma		11	3	2			2
2	ALKAN Ilayda	S	4	5	4			6
3	GENC Esra							
4	GURBUZ Seyma Tugsem	L	L		L			
5	OTAMIS Didem							
6	YARAR Merve Nur							
7	YELKEN Yesim		3	4	3			
8	KAYA Pinar							
9	DURSUN Hacer	L						
10	ATES Kezban Cagla		5	6	5			1
11	SOYUGUZEL Melike		6	1	6			1
12	HULUR Fikriye		17					
14	YALCIN Yeter (C)	S	1	2	1			14
17	CANPOLAT Gamze		2					

USA - US of America								
No.	Name	Pos	1	2	3	4	5	Pts
1	FROWICK Kali LeAnn		6	6				8
2	DANIELS Adele		5	5	1			6
3	REESE Katelyn Dee		4	4	4			8
4	WHITED Ann		1		6			3
5	THOMAS Darriyan	L	L	L	L			
6	MOUNTY-WEINSTOCK Lud		1	7				7
7	KONS Jaime Lynn	S	6	1				1
11	DIPPOLD Megan E				3			
12	TUBERT Sarah (C)	S	2	2	2			4
14	GARRITY Abby		3	3	3			17
16	BUNN Cali				5			4

Coach DOKGOZ Fuat
Assistant Coach


Coach BOREN Lynn Ray
Assistant Coach

TEAM AND PLAYER PERFORMANCES

Won	Total Atts	No. Name	Scoring Skills Spike	Won	Total Atts	No. Name
16	60	Total Team		43	75	Total Team
12	31	14 YALCIN Yeter		12	24	14 GARRITY Abby
2	14	2 ALKAN Ilayda		8	10	1 FROWICK Kali LeAnn
1	2	11 SOYUGUZEL Melike		7	10	3 REESE Katelyn Dee
2	18	Total Team	Block	6	17	Total Team
1	6	2 ALKAN Ilayda		2	2	2 DANIELS Adele
1	11	14 YALCIN Yeter		2	4	14 GARRITY Abby
6	44	Total Team	Serve	1	1	12 TUBERT Sarah
3	8	2 ALKAN Ilayda		3	14	14 GARRITY Abby
2	9	1 UZUM Fatma		2	11	2 DANIELS Adele
1	8	14 YALCIN Yeter		1	6	6 MOUNTY-WEINSTOCK Ludmila
33		Total Team	Opp. Error	47		Total Team
57	122	Total Team	Total	105	165	Total Team
14	50	14 YALCIN Yeter	Best Scorer	17	42	14 GARRITY Abby

LEGEND

(C) Team Captain
 nn Substitute where nn = shirt number of outgoing player
 MB Middle Blocker
 OS Opposite Spiker
 S Setter
 n Starting line-up where n= starting position on court
 Atts Attempts
 No. Shirt Number
 Pos Playing Position
 WS Wing Spiker
 L Substitute Libero
 L Libero
 Opp Opponent
 Pts Points scored



TUE 25 JUL 2017

Start List

Start Time 17:30

TUR vs USA

P1

First Refere Vadzim LEBEDZEV (BLR)

Second Refere Gurhan GUL (TUR)

TUR - Turkey

Shirt colour Red

No.	Name	Shirt Name	Pos.	Han.	Height	Weight	Highest Reac		Date of Birth	Tournament Totals				
							Spike cm	Block cm		Spik	Bloc	Serv	Total	%
1	UZUM Fatma	UZUM							10 OCT 199	1	0	1	2	-18.17
2	ALKAN Ilayda	ALKAN	S						24 FEB 1998	22	6	6	34	-309.0
3	GENC Esra	GENC							29 SEP 1997	0	0	0	0	0
4	GURBUZ Seyma Tugsem	GURBUZ	L						1 JAN 2002	0	0	0	0	0
5	OTAMIS Didem	OTAMIS							17 SEP 1995	0	0	0	0	0
6	YARAR Merve Nur	YARAR							1 AUG 2000	0	0	0	0	0
7	YELKEN Yesim	YELKEN							18 NOV 198	1	0	1	2	-18.17
8	KAYA Pinar	KAYA							13 APR 2003	0	0	0	0	0
9	DURSUN Hacer	DURSUN	L						11 AUG 199	0	0	0	0	0
10	ATES Kezban Cagla	ATES							17 FEB 1988	2	0	2	4	-36.35
11	SOYUGUZEL Melike	SOYUGUZEL							1 OCT 1995	3	0	1	4	-36.35
12	HULUR Fikriye	HULUR							1 APR 2000	2	0	0	2	-18.17
14	YALCIN Yeter (C)	YALCIN	S						2 FEB 1988	48	3	5	56	-509.0
17	CANPOLAT Gamze	CANPOLAT							8 AUG 1991	9	0	1	10	-90.90

Coac DOKGOZ Fuat

Assista

Phase	Opponent	Sets	Points per Set
Preliminary - Group	RUS	0 - 3	13 - 25, 15 - 25, 9 - 25
Preliminary - Group	JPN	0 - 3	17 - 25, 9 - 25, 19 - 25
Preliminary - Group	ITA	0 - 3	11 - 25, 15 - 25, 14 - 25
Preliminary - Group	CAN	3 - 1	18 - 25, 25 - 23, 26 - 24, 25 - 22

USA - US of America

Shirt colour Blue

No.	Name	Shirt Name	Pos.	Han.	Height	Weight	Highest Reac		Date of Birth	Tournament Totals				
							Spike cm	Block cm		Spik	Bloc	Serv	Total	%
1	FROWICK Kali LeAnn	FROWICK							18 AUG 199	25	1	3	29	21.97
2	DANIELS Adele	DANIELS							9 JUN 1997	13	0	3	16	12.12
3	REESE Katelyn Dee	REESE							19 MAY 198	25	2	2	29	21.97
4	WHITED Ann	WHITED							23 APR 1991	4	0	1	5	3.79
5	THOMAS Darrivan	THOMAS	L						5 AUG 1996	0	0	0	0	0
6	MOUNTY-WEINSTOCK Lud	MOUNTY							20 MAY 198	15	7	0	22	16.67
7	KONS Jaime Lynn	KONS	S						25 MAY 199	0	0	0	0	0
11	DIPPOLD Megan E	DIPPOLD							3 JAN 1986	0	0	0	0	0
12	TUBERT Sarah (C)	TUBERT	S						16 AUG 199	3	2	5	10	7.58
14	GARRITY Abby	GARRITY							8 JAN 1997	46	2	6	54	40.91
16	BUNN Cali	BUNN							11 APR 1998	11	1	1	13	9.85


Coac BOREN Lynn Ray

Assista

Phase	Opponent	Sets	Points per Set
Preliminary - Group	POL	3 - 1	25 - 16, 21 - 25, 25 - 13, 25 - 22
Preliminary - Group	UKR	3 - 1	25 - 18, 22 - 25, 25 - 20, 25 - 16
Preliminary - Group	BRA	3 - 0	25 - 9, 25 - 14, 25 - 15

LEGEND

% Percentage of total team s (C) Team Captain
 LH Left Handed MB Middle Blocker BH Both Handed
 PR Preliminary QF Quarter-finals No. Shirt Number OS Opposite Spiker
 S Setter L Libero
 Pos Playing Position
 WS Wing Spiker



Results Table - Preliminary Round

P4

As of SUN 23 JUL 2017 at 20:55

Group A				Points per Set					Total Points	Match Duration	Spectators
Match	Date	Teams	Sets	1	2	3	4	5			
1	WED 19 JUL 2017	RUS vs CAN	3 - 0	25 - 9	25 - 8	25 - 15			75 - 32	1h12	
3	WED 19 JUL 2017	JPN vs ITA	3 - 0	25 - 21	25 - 17	26 - 17			76 - 55	1h26	
9	THU 20 JUL 2017	CAN vs JPN	0 - 3	6 - 25	11 - 25	16 - 25			33 - 75	1h9	
16	THU 20 JUL 2017	TUR vs RUS	0 - 3	13 - 25	15 - 25	9 - 25			37 - 75	1h20	
19	FRI 21 JUL 2017	ITA vs CAN	3 - 0	25 - 17	25 - 14	25 - 16			75 - 47	1h18	
22	FRI 21 JUL 2017	JPN vs TUR	3 - 0	25 - 17	25 - 9	25 - 19			75 - 45	1h19	
23	SAT 22 JUL 2017	RUS vs JPN	0 - 3	16 - 25	22 - 25	15 - 25			53 - 75	1h18	
30	SAT 22 JUL 2017	TUR vs ITA	0 - 3	11 - 25	15 - 25	14 - 25			40 - 75	1h21	
33	SUN 23 JUL 2017	ITA vs RUS	3 - 1	27 - 25	25 - 27	29 - 27	25 - 12		106 - 91	2h8	
36	SUN 23 JUL 2017	CAN vs TUR	1 - 3	25 - 18	23 - 25	24 - 26	22 - 25		94 - 94	2h13	

Group B				Points per Set					Total Points	Match Duration	Spectators
Match	Date	Teams	Sets	1	2	3	4	5			
5	WED 19 JUL 2017	UKR vs BRA	3 - 0	25 - 19	25 - 15	25 - 8			75 - 42	1h22	
8	WED 19 JUL 2017	USA vs POL	3 - 1	25 - 16	21 - 25	25 - 13	25 - 22		96 - 76	1h49	
11	THU 20 JUL 2017	BRA vs POL	2 - 3	25 - 23	25 - 22	20 - 25	19 - 25	11 - 15	100 - 110	2h35	
13	THU 20 JUL 2017	UKR vs USA	1 - 3	18 - 25	25 - 22	20 - 25	16 - 25		79 - 97	2h3	
25	SAT 22 JUL 2017	USA vs BRA	3 - 0	25 - 9	25 - 14	25 - 15			75 - 38	1h12	
27	SAT 22 JUL 2017	POL vs UKR	1 - 3	18 - 25	16 - 25	25 - 22	14 - 25		73 - 97	2h8	

Statistics of	Average match duration	Average spectators	Total spectators
Preliminary	1h37		


Group A																	
Rank	Team	Matches			Ranking Points	Results Details						Sets			Points		
		Played	Won	Lost		3-0	3-1	3-2	2-3	1-3	0-3	Won	Lost	Ratio	Won	Lost	Ratio
1	JPN	4	4	0	12	4						12	0	MAX	301	186	1.618
2	ITA	4	3	1	9	2	1				1	9	4	2.250	311	254	1.224
3	RUS	4	2	2	6	2				1	1	7	6	1.167	294	250	1.176
4	TUR	4	1	3	3		1				3	3	10	0.300	216	319	0.677
5	CAN	4	0	4	0					1	3	1	12	0.083	206	319	0.646

Group B																	
Rank	Team	Matches			Ranking Points	Results Details						Sets			Points		
		Played	Won	Lost		3-0	3-1	3-2	2-3	1-3	0-3	Won	Lost	Ratio	Won	Lost	Ratio
1	USA	3	3	0	9	1	2					9	2	4.500	268	193	1.389
2	UKR	3	2	1	6	1	1			1		7	4	1.750	251	212	1.184
3	POL	3	1	2	2			1		2		5	8	0.625	259	293	0.884
4	BRA	3	0	3	1				1		2	2	9	0.222	180	260	0.692

LEGEND

MAX Ratio with no points or sets lost

Ratio Ratio of points or sets won/lost



WED 19 JUL 2017

Start Time 10:02 - End Time 11:15

Match Duration 1h12

Results

P2

RUS vs CAN
3 0

Team	Sets	1	2	3	Total
RUS	3	25	25	25	75
CAN	0	9	8	15	32
	Playing Time	19min	19min	23min	1h3

RUS - Russia

No.	Name	Pos.	1	2	3	4	5	Pts
1	KHARCHEVNIKOVA Elena Petrovn							
2	ILYUKHINA Anna Sergeevna		1	6				2
3	ALEXEEVA Elizaveta		3		11			4
4	DRAGUNOVA Loida	S	9	14	1			3
5	SOLOVYEVA Anna Viktorovna		6	2				4
6	MITROPHANOVA Anastasia		4	3	3			10
7	ROMANOVA Arina	L		L	L			3
8	LAVRINENKO Maria Evgenyevna	L	L	L	L			
9	USOVA Anna Sergeevna (C)	S	2	1	4			3
10	KATANSKAYA Maria Vladimirovna			2	6			4
11	TRUBOVA Natalia Alexandrovna		5	5	5			10
12	MANSUROVA Valeriia			6	6			4
13	CHEREVKO Lada		5	9	14			7
14	PRAPORSHCHIKOVA		13	4	4			1

CAN - Canada

No.	Name	Pos.	1	2	3	4	5	Pts
2	LAU Annie		6	3	1			1
3	RAMSAY Erin Stephanie		5	3	3			
4	WOOD Kristen Elsie			14				
5	EASTWOOD Rachel	S	3	4	4			1
8	SZACILOWSKI Jessica		2		6			
10	KLASSEN Maria (C)	S	1	2	2			4
11	SUMMERS Kimberly		4	5	5			6
12	BRINKMANN Madeline	L	L	L	L			
13	KLAPSTEIN Serena			6				
14	CAIRNCROSS Emily		2	1	2			

Coach SEMENOV Georgy Musspelt
Assistant Coach

Coach USMAN Derek
Assistant Coach

TEAM AND PLAYER PERFORMANCES

Won	Total Atts	No. Name	Scoring Skills	Won	Total Atts	No. Name
34	60	Total Team	Spike	12	47	Total Team
10	13	11 TRUBOVA Natalia Alexandrovna		6	18	11 SUMMERS Kimberly
7	10	6 MITROPHANOVA Anastasia		4	15	10 KLASSEN Maria
5	11	13 CHEREVKO Lada		1	5	2 LAU Annie
3	7	Total Team	Block	0	4	Total Team
2	2	6 MITROPHANOVA Anastasia				
1	1	2 ILYUKHINA Anna Sergeevna				
18	73	Total Team	Serve	0	34	Total Team
3	9	5 SOLOVYEVA Anna Viktorovna				
3	8	9 USOVA Anna Sergeevna				
2	9	10 KATANSKAYA Maria Vladimirovna				
45		Total Team	Opp. Error	23		Total Team
100	140	Total Team	Total	35	85	Total Team

10	16	6 MITROPHANOVA Anastasia	Best Scorer	6	23	11 SUMMERS Kimberly
----	----	--------------------------	--------------------	---	----	---------------------

LEGEND

- (C) Team Captain
- nn Substitute where nn = shirt number of outgoing player
- MB Middle Blocker
- OS Opposite Spiker
- S Setter
- n Starting line-up where n= starting position on court
- Atts Attempts
- No. Shirt Number
- Pos Playing Position
- WS Wing Spiker
- L Substitute Libero
- L Libero
- Opp. Opponent
- Pts Points scored



WED 19 JUL 2017

Start List

Start Time 10:00

RUS vs CAN

P1

RUS - Russia

Shirt colour: Red

No.	Name	Shirt Name	Pos.	Han.	Height	Weight	Highest Reach		Date of Birth	Tournament Totals				
							Spike cm	Block cm		Spike	Block	Serve	Total	%
1	KHARCHEVNIKOVA Elena Petrovna	KHARCHEVNIKO							11 SEP 1985					
2	ILYUKHINA Anna Sergeevna	ILYUKHINA							14 MAY 1988					
3	ALEXEEVA Elizaveta	ALEXEEVA							31 MAR 1988					
4	DRAGUNOVA Loida	DRAGUNOVA	S						1 MAY 1998					
5	SOLOVYEVA Anna Viktorovna	SOLOVYEVA							30 AUG 1993					
6	MITROPHANOVA Anastasia	MITROPHANOVA							28 JUL 1996					
7	ROMANOVA Arina	ROMANOVA	L						8 AUG 1999					
8	LAVRINENKO Maria Evgenyevna	LAVRINENKO	L						19 JUN 1989					
9	USOVA Anna Sergeevna (C)	USOVA	S						12 OCT 1991					
10	KATANSKAYA Maria Vladimirovna	KATANSKAYA							31 OCT 1985					
11	TRUBOVA Natalia Alexandrovna	TRUBOVA							22 NOV 1988					
12	MANSUROVA Valeriia	MANSUROVA							19 MAR 1996					
13	CHEREVKO Lada	CHEREVKO							24 NOV 1994					
14	PRAPORSHCHIKOVA Irina Yuryev	PRAPORSHCHIK							17 MAR 1992					
Coach SEMENOV Georgy Musspelt							Assistant							

CAN - Canada

Shirt colour: Black

No.	Name	Shirt Name	Pos.	Han.	Height	Weight	Highest Reach		Date of Birth	Tournament Totals				
							Spike cm	Block cm		Spike	Block	Serve	Total	%
2	LAU Annie	LAU							16 JUL 1987					
3	RAMSAY Erin Stephanie	RAMSAY							3 AUG 1991					
4	WOOD Kristen Elsie	WOOD							30 APR 1990					
5	EASTWOOD Rachel	EASTWOOD	S						14 JAN 1998					
8	SZACILOWSKI Jessica	SZACILOWSKI							19 DEC 1994					
10	KLASSEN Maria (C)	KLASSEN	S						2 OCT 1990					
11	SUMMERS Kimberly	SUMMERS							31 JUL 1981					
12	BRINKMANN Madeline	BRINKMANN	L						29 SEP 1999					
13	KLAPSTEIN Serena	KLAPSTEIN							5 JAN 1997					
14	CAIRCROSS Emily	CAIRCROSS							20 NOV 1982					
Coach USMAN Derek							Assistant							

LEGEND

%	Percentage of total team score	(C)	Team Captain	BH	Both Handed	Han.	Handedness	L	Libero
LH	Left Handed	MB	Middle Blocker	No.	Shirt Number	OS	Opposite Spiker	Pos	Playing Position
PR	Preliminary	RH	Right Handed	S	Setter	WS	Wing Spiker		



WED 19 JUL 2017

Start Time 12:31 - End Time 13:57

Match Duration 1h26

Results

P2

JPN vs ITA
3 0

Team	Sets	1	2	3	Total
JPN	3	25	25	25	75
ITA	0	21	17	17	55
	Playing Time	26min	27min	24min	1h19

First Refere Gurhan GUR (TUR)

Second Refere Sema KAYIKCI (TUR)

JPN - Japan								
No.	Name	Pos	1	2	3	4	5	Pts
1	UGAYA Saki (C)		3	3	2			5
2	YAMASAKI Nozomi		6	6				7
3	MIURA Sanae				4			
4	MAEJIMA Nami		1		1			
5	TAKARA Miki	L	L	L	L			
6	AZUMI Rie		5	5	5			7
7	HATA Nanako	S			6			2
8	MURAKI Rena							
9	OZUKA Aimi		2	2				11
10	HASEYAMA Yumi		4	4				2
11	NAKATA Mio	S	1	1	3			2
12	HIRAOKA Sayuri				7			1

Coach KAWAKITA Miyuki
Assistant Coach

ITA - Italy								
No.	Name	Pos	1	2	3	4	5	Pts
1	TOMAT Alice		4	4	4			12
2	CALCAGNI Alice	S	3	4	4			2
3	GALBUSERA Ilaria (C)		6	6	6			2
4	GENNARO Claudia		3	3	3			
5	BROGGI Valentina	L	L	L	L			
6	MARTONE Luana		1	1	1			3
7	BENARDI Silvia		2	2	2			
8	BIASIN Federica							
11	CABONI Vanessa		5	5	5			5
12	CASINI Clara		4					
13	BRANDANI Simona							
15	BRUNI Federica		6	6	6			1

Coach CAMPEDELLI Alessandra
Assistant Coach

TEAM AND PLAYER PERFORMANCES

Won	Total Atts	No. Name	Scoring Skills	Won	Total Atts	No. Name
27	71	Total Team	Spike	20	61	Total Team
8	19	9 OZUKA Aimi		12	26	1 TOMAT Alice
5	14	6 AZUMI Rie		2	6	11 CABONI Vanessa
5	13	1 UGAYA Saki		2	9	3 GALBUSERA Ilaria
3	13	Total Team	Block	4	20	Total Team
2	5	2 YAMASAKI Nozomi		3	9	11 CABONI Vanessa
1	1	7 HATA Nanako		1	2	6 MARTONE Luana
7	74	Total Team	Serve	1	56	Total Team
3	12	9 OZUKA Aimi		1	2	2 CALCAGNI Alice
2	12	6 AZUMI Rie				
1	17	2 YAMASAKI Nozomi				
28		Total Team	Opp. Error	20		Total Team
65	158	Total Team	Total	45	137	Total Team

11	33	9 OZUKA Aimi	Best Scorer	12	35	1 TOMAT Alice
----	----	--------------	--------------------	----	----	---------------

LEGEND

(C) Team Captain
nn Substitute where nn = shirt number of outgoing player
MB Middle Blocker
OS Opposite Spiker
S Setter
n Starting line-up where n= starting position on court
Atts Attempts
No. Shirt Number
Pos Playing Position
WS Wing Spiker
L Substitute Libero
L Libero
Opp Opponent
Pts Points scored



WED 19 JUL 2017

Start List

Start Time 12:30

JPN vs ITA

P1

First Refere Gurhan GUR (TUR)

Second Refere Sema KAYIKCI (TUR)

JPN - Japan

Shirt colour White

No.	Name	Shirt Name	Pos.	Han.	Height	Weight	Highest Reac		Date of Birth	Tournament Totals				
							Spike cm	Block cm		Spik	Bloc	Serv	Total	%
1	UGAYA Saki (C)	UGAYA							4 FEB 1991					
2	YAMASAKI Nozomi	YAMASAKI							24 JUL 1984					
3	MIURA Sanae	MIURA							16 APR 1986					
4	MAEJIMA Nami	MAEJIMA							21 JUL 1988					
5	TAKARA Miki	TAKARA	L						11 JAN 1991					
6	AZUMI Rie	AZUMI							9 JUN 1991					
7	HATA Nanako	HATA	S						6 JUL 1991					
8	MURAKI Rena	MURAKI							2 APR 1997					
9	OZUKA Aimi	OZUKA							10 AUG 1999					
10	HASEYAMA Yumi	HASEYAMA							24 AUG 2000					
11	NAKATA Mio	NAKATA	S						12 FEB 2001					
12	HIRAOKA Sayuri	HIRAOKA							3 MAY 1999					
Coac KAWAKITA Miyuki							Assista							

ITA - Italy

Shirt colour Blue

No.	Name	Shirt Name	Pos.	Han.	Height	Weight	Highest Reac		Date of Birth	Tournament Totals				
							Spike cm	Block cm		Spik	Bloc	Serv	Total	%
1	TOMAT Alice	TOMAT							22 JUN 1993					
2	CALCAGNI Alice	CALCAGNI	S						14 SEP 1995					
3	GALBUSERA Ilaria (C)	GALBUSERA							3 FEB 1991					
4	GENNARO Claudia	GENNARO							7 MAR 1991					
5	BROGGI Valentina	BROGGI	L						24 OCT 198					
6	MARTONE Luana	MARTONE							21 FEB 2000					
7	BENNARDO Silvia	BENNARDO							27 JUL 1992					
8	BIASIN Federica	BIASIN							8 JUN 1995					
11	CABONI Vanessa	CABONI							17 APR 1997					
12	CASINI Clara	CASINI							1 APR 1999					
13	BRANDANI Simona	BRANDANI							1 JUN 1998					
15	BRUNI Federica	BRUNI	L						20 APR 2001					
Coac CAMPEDELLI Alessandra							Assista							


LEGEND

% Percentage of total team s (C) Team Captain
LH Left Handed MB Middle Blocker
PR Preliminary RH Right Handed

BH Both Handed
No. Shirt Number
S Setter

Han Handedness
OS Opposite Spiker
WS Wing Spiker

L Libero
Pos Playing Position



THU 20 JUL 2017

Start Time 10:03 - End Time 11:13

Match Duration 1h9

Results

P2

CAN vs JPN
0 3

Team	Sets	1	2	3	Total
CAN	0	6	11	16	33
JPN	3	25	25	25	75
	Playing Time	18min	22min	21min	1h2

First Refere Mustafa DOST (TUR)

Second Refere Gurhan GUL (TUR)

CAN - Canada								
No.	Name	Pos	1	2	3	4	5	Pts
2	LAU Annie		1	14	2			1
3	RAMSAY Erin Stephanie		3	5	4			4
4	WOOD Kristen Elsie							
5	EASTWOOD Rachel	S	4	6	5			2
8	SZACILOWSKI Jessica		6		1			
10	KLASSEN Maria (C)	S	2	1	3			2
11	SUMMERS Kimberly		5	4	6			6
12	BRINKMANN Madeline	L	L	L	L			
13	KLAPSTEIN Serena			2				1
14	CAIRNCROSS Emily		3	2				

JPN - Japan								
No.	Name	Pos	1	2	3	4	5	Pts
1	UGAYA Saki (C)			5	6			6
2	YAMASAKI Nozomi		6	2				8
3	MIURA Sanae		2	3	3			3
4	MAEJIMA Nami			4	3			1
5	TAKARA Miki	L	L	L	L			1
6	AZUMI Rie		5		5			5
7	HATA Nanako	S	11	1	11			
8	MURAKI Rena		10	1	1			
9	OZUKA Aimi		2		2			10
10	HASEYAMA Yumi		3	6				2
11	NAKATA Mio	S	1		1			11
12	HIRAOKA Sayuri		4		4			9

Coach USMAN Derek
Assistant Coach

Coach KAWAKITA Miyuki
Assistant Coach

TEAM AND PLAYER PERFORMANCES

Won	Total Atts	No. Name	Scoring Skills	Won	Total Atts	No. Name
12	71	Total Team	Spike	38	82	Total Team
6	25	11 SUMMERS Kimberly		9	14	9 OZUKA Aimi
3	6	3 RAMSAY Erin Stephanie		7	19	12 HIRAOKA Sayuri
1	5	2 LAU Annie		7	8	2 YAMASAKI Nozomi
2	19	Total Team	Block	1	16	Total Team
1	2	13 KLAPSTEIN Serena		1	3	12 HIRAOKA Sayuri
1	4	10 KLASSEN Maria				
2	34	Total Team	Serve	17	74	Total Team
1	8	5 EASTWOOD Rachel		11	24	11 NAKATA Mio
1	5	3 RAMSAY Erin Stephanie		1	4	12 HIRAOKA Sayuri
				1	8	4 MAEJIMA Nami
24		Total Team	Opp. Error	55		Total Team
40	124	Total Team	Total	111	172	Total Team

6	30	11 SUMMERS Kimberly	Best Scorer	11	24	11 NAKATA Mio
---	----	---------------------	-------------	----	----	---------------

LEGEND

(C) Team Captain
nn Substitute where nn = shirt number of outgoing player
MB Middle Blocker
OS Opposite Spiker
S Setter
n Starting line-up where n = starting position on court
Atts Attempts
No. Shirt Number
Pos Playing Position
WS Wing Spiker
L Substitute Libero
L Libero
Opp Opponent
Pts Points scored



THU 20 JUL 2017

Start List

Start Time 10:00

CAN vs JPN

P1

First Refere Mustafa DOST (TUR)

Second Refere Gurhan GUL (TUR)

CAN - Canada

Shirt colour Red

No.	Name	Shirt Name	Pos.	Han.	Height	Weight	Highest Reac		Date of Birth	Tournament Totals				
							Spike cm	Block cm		Spik	Bloc	Serv	Total	%
2	LAU Annie	LAU							16 JUL 1987	1	0	0	1	-7.68
3	RAMSAY Erin Stephanie	RAMSAY							3 AUG 1991	0	0	0	0	0
4	WOOD Kristen Elsie	WOOD							30 APR 1990	0	0	0	0	0
5	EASTWOOD Rachel	EASTWOOD	S						14 JAN 1998	1	0	0	1	-7.68
8	SZACILOWSKI Jessica	SZACILOWSKI							19 DEC 199	0	0	0	0	0
10	KLASSEN Maria (C)	KLASSEN	S						2 OCT 1990	4	0	0	4	-30.76
11	SUMMERS Kimberly	SUMMERS							31 JUL 1981	6	0	0	6	-46.14
12	BRINKMANN Madeline	BRINKMANN	L						29 SEP 1999	0	0	0	0	0
13	KLAPSTEIN Serena	KLAPSTEIN							5 JAN 1997	0	0	0	0	0
14	CAIRNCROSS Emily	CAIRNCROSS							20 NOV 198	0	0	0	0	0
Coac USMAN Derek							Assista							

Phase	Opponent	Sets	Points per Set
Preliminary - Group	RUS	0 - 3	9 - 25, 8 - 25, 15 - 25

JPN - Japan


Shirt colour White

No.	Name	Shirt Name	Pos.	Han.	Height	Weight	Highest Reac		Date of Birth	Tournament Totals				
							Spike cm	Block cm		Spik	Bloc	Serv	Total	%
1	UGAYA Saki (C)	UGAYA							4 FEB 1991	5	0	0	5	9.09
2	YAMASAKI Nozomi	YAMASAKI							24 JUL 1984	4	2	1	7	12.73
3	MIURA Sanae	MIURA							16 APR 1986	0	0	0	0	0
4	MAEJIMA Nami	MAEJIMA							21 JUL 1988	0	0	0	0	0
5	TAKARA Miki	TAKARA	L						11 JAN 1991	0	0	0	0	0
6	AZUMI Rie	AZUMI							9 JUN 1991	5	0	2	7	12.73
7	HATA Nanako	HATA	S						6 JUL 1991	1	1	0	2	3.64
8	MURAKI Rena	MURAKI							2 APR 1997	0	0	0	0	0
9	OZUKA Aimi	OZUKA							10 AUG 199	8	0	3	11	20.00
10	HASEYAMA Yumi	HASEYAMA							24 AUG 200	2	0	0	2	3.64
11	NAKATA Mio	NAKATA	S						12 FEB 2001	1	0	1	2	3.64
12	HIRAOKA Sayuri	HIRAOKA							3 MAY 1999	1	0	0	1	1.82
Coac KAWAKITA Miyuki							Assista							

Phase	Opponent	Sets	Points per Set
Preliminary - Group	ITA	3 - 0	25 - 21, 25 - 17, 26 - 17

LEGEND

%	Percentage of total team s	(C)	Team Captain	BH	Both Handed	Han	Handedness	L	Libero
LH	Left Handed	MB	Middle Blocker	No.	Shirt Number	OS	Opposite Spiker	Pos	Playing Position
PR	Preliminary	RH	Right Handed	S	Setter	WS	Wing Spiker		



THU 20 JUL 2017

Start Time 18:45 - End Time 20:05

Match Duration 1h20

Results

P2

TUR vs RUS
0 3

Team	Sets	1	2	3	Total
TUR	0	13	15	9	37
RUS	3	25	25	25	75
	Playing Time	21min	28min	21min	1h12

First Refere Vadzim LEBEDZEV (BLR)

Second Refere Mustafa DOST (TUR)

TUR - Turkey								
No.	Name	Pos	1	2	3	4	5	Pts
1	UZUM Fatma			12	4			1
2	ALKAN Ilayda	S	1	1	2			3
3	GENC Esra							
4	GURBUZ Seyma Tugsem	L						
5	OTAMIS Didem							
6	YARAR Merve Nur							
7	YELKEN Yesim		6	6	1			
8	KAYA Pinar							
9	DURSUN Hacer	L						
10	ATES Kezban Cagla		3	3	1			
11	SOYUGUZEL Melike							
12	HULUR Fikriye		5	5	6			2
14	YALCIN Yeter (C)	S	4	4	5			12
17	CANPOLAT Gamze		2	2	3			1

RUS - Russia								
No.	Name	Pos	1	2	3	4	5	Pts
1	KHARCHEVNIKOVA Elena P			5	5			2
2	ILYUKHINA Anna Sergeevna		6	6	6			7
3	ALEXEEVA Elizaveta		2	5				6
4	DRAGUNOVA Loida	S	5	13	1			2
5	SOLOVYEVA Anna Viktorovna		4	2	2			7
6	MITROPHANOVA Anastasia		3		11			2
7	ROMANOVA Arina	L			L	L		
8	LAVRINENKO Maria Evgeny	L	L	L				
9	USOVA Anna Sergeevna (C)	S	1	1	13			
10	KATANSKAYA Maria Vladimi			3	3			6
11	TRUBOVA Natalia Alexandro		5		5			5
12	MANSUROVA Valeriia			10	10			1
13	CHEREVKO Lada		9	4	4			5
14	PRAPORSHCHIKOVA			9	4			6

Coach DOKGOZ Fuat
Assistant Coach

Coach SEMENOV Georgy Musspelt
Assistant Coach

TEAM AND PLAYER PERFORMANCES

Won	Total Atts	No. Name	Scoring Skills Spike	Won	Total Atts	No. Name
17	64	Total Team		34	70	Total Team
11	34	14 YALCIN Yeter		6	12	3 ALEXEEVA Elizaveta
3	15	2 ALKAN Ilayda		5	5	13 CHEREVKO Lada
2	4	12 HULUR Fikriye		5	10	2 ILYUKHINA Anna Sergeevna
0	14	Total Team	Block	3	15	Total Team
				1	4	2 ILYUKHINA Anna Sergeevna
				1	5	10 KATANSKAYA Maria Vladimirovna
2	38	Total Team	Serve	1	1	1 KHARCHEVNIKOVA Elena Petrovna
1	3	1 UZUM Fatma		12	74	Total Team
1	6	14 YALCIN Yeter		4	15	5 SOLOVYEVA Anna Viktorovna
				3	15	10 KATANSKAYA Maria Vladimirovna
				1	5	6 MITROPHANOVA Anastasia
25		Total Team	Opp. Error	52		Total Team
44	116	Total Team	Total	101	159	Total Team
12	49	14 YALCIN Yeter	Best Scorer	7	26	2 ILYUKHINA Anna Sergeevna

LEGEND

(C) Team Captain
nn Substitute where nn = shirt number of outgoing player
MB Middle Blocker
OS Opposite Spiker
S Setter
n Starting line-up where n = starting position on court
Atts Attempts
No. Shirt Number
Pos Playing Position
WS Wing Spiker
L Substitute Libero
L Libero
Opp Opponent
Pts Points scored



THU 20 JUL 2017

Start List

Start Time 17:30

TUR vs RUS

P1

First Refere Vadzim LEBEDZEV (BLR)

Second Refere Mustafa DOST (TUR)

TUR - Turkey

Shirt colour Red

No.	Name	Shirt Name	Pos.	Han.	Height	Weight	Highest Reac		Date of Birth	Tournament Totals				
							Spike cm	Block cm		Spik	Bloc	Serv	Total	%
1	UZUM Fatma	UZUM							10 OCT 199					
2	ALKAN Ilayda	ALKAN	S						24 FEB 1998					
3	GENC Esra	GENC							29 SEP 1997					
4	GURBUZ Seyma Tugsem	GURBUZ	L						1 JAN 2002					
5	OTAMIS Didem	OTAMIS							17 SEP 1995					
6	YARAR Merve Nur	YARAR							1 AUG 2000					
7	YELKEN Yesim	YELKEN							18 NOV 198					
8	KAYA Pinar	KAYA							13 APR 2003					
9	DURSUN Hacer	DURSUN	L						11 AUG 199					
10	ATES Kezban Cagla	ATES							17 FEB 1988					
11	SOYUGUZEL Melike	SOYUGUZEL							1 OCT 1995					
12	HULUR Fikriye	HULUR							1 APR 2000					
14	YALCIN Yeter (C)	YALCIN	S						2 FEB 1988					
17	CANPOLAT Gamze	CANPOLAT							8 AUG 1991					
Coac DOKGOZ Fuat		Assista												

RUS - Russia


Shirt colour Blue

No.	Name	Shirt Name	Pos.	Han.	Height	Weight	Highest Reac		Date of Birth	Tournament Totals				
							Spike cm	Block cm		Spik	Bloc	Serv	Total	%
1	KHARCHEVNIKOVA Elena P	KHARCHEVNI							11 SEP 1985	0	0	0	0	0
2	ILYUKHINA Anna Sergeevna	ILYUKHINA							14 MAY 198	1	1	0	2	3.85
3	ALEXEEVA Elizaveta	ALEXEEVA							31 MAR 198	2	0	2	4	7.69
4	DRAGUNOVA Loida	DRAGUNOVA	S						1 MAY 1998	1	0	2	3	5.77
5	SOLOVYEVA Anna Viktorov	SOLOVYEVA							30 AUG 199	1	0	3	4	7.69
6	MITROPHANOVA Anastasia	MITROPHANO							28 JUL 1996	7	2	1	10	19.23
7	ROMANOVA Arina	ROMANOVA	L						8 AUG 1999	2	0	1	3	5.77
8	LAVRINENKO Maria Evgeny	LAVRINENKO	L						19 JUN 1989	0	0	0	0	0
9	USOVA Anna Sergeevna (C)	USOVA	S						12 OCT 199	0	0	3	3	5.77
10	KATANSKAYA Maria Vladimi	KATANSKAYA							31 OCT 198	2	0	2	4	7.69
11	TRUBOVA Natalia Alexandro	TRUBOVA							22 NOV 198	10	0	0	10	19.23
12	MANSUROVA Valeriia	MANSUROVA							19 MAR 199	2	0	2	4	7.69
13	CHEREVKO Lada	CHEREVKO							24 NOV 199	5	0	2	7	13.46
14	PRAPORSHCHIKOVA Irina	PRAPORSHC							17 MAR 199	1	0	0	1	1.92
Coac SEMENOV Georgy Musspelt		Assista												

Phase	Opponent	Sets	Points per Set
Preliminary - Group	CAN	3 - 0	25 - 9, 25 - 8, 25 - 15

LEGEND

%	Percentage of total team s	(C)	Team Captain	BH	Both Handed	Han	Handedness	L	Libero
LH	Left Handed	MB	Middle Blocker	No.	Shirt Number	OS	Opposite Spiker	Pos	Playing Position
PR	Preliminary	RH	Right Handed	S	Setter	WS	Wing Spiker		



FRI 21 JUL 2017

Start Time 15:03 - End Time 16:22

Match Duration 1h18

Results

P2

ITA vs CAN
3 0

Team	Sets	1	2	3	Total
ITA	3	25	25	25	75
CAN	0	17	14	16	47
	Playing Time	23min	23min	24min	1h11

First Refere Pinar ELMA (TUR)

Second Refere Vadzim LEBEDZEV (BLR)

ITA - Italy								
No.	Name	Pos	1	2	3	4	5	Pts
1	TOMAT Alice		4	4	4			16
2	CALCAGNI Alice	S		3	4			
3	GALBUSERA Ilaria (C)		6	6				1
4	GENNARO Claudia	S	3	3	3			7
5	BROGGI Valentina	L	L	L	L			
6	MARTONE Luana		1	1	1			8
7	BENNARDO Silvia		2	2	2			7
8	BIASIN Federica			6				
11	CABONI Vanessa		5	5	5			8
12	CASINI Clara							
13	BRANDANI Simona		7	4	6			2
15	BRUNI Federica				11			

CAN - Canada								
No.	Name	Pos	1	2	3	4	5	Pts
2	LAU Annie		14		1			
3	RAMSAY Erin Stephanie		2	3	3			3
4	WOOD Kristen Elsie							
5	EASTWOOD Rachel	S	3	4	4			
8	SZACILOWSKI Jessica		5	6				2
10	KLASSEN Maria (C)	S	1	2	2			7
11	SUMMERS Kimberly		4	5	5			7
12	BRINKMANN Madeline	L	L	L	L			
13	KLAPSTEIN Serena			8	6			
14	CAIRNCROSS Emily		6	1	2			1

Coach CAMPEDELLI Alessandra
Assistant Coach

Coach USMAN Derek
Assistant Coach

TEAM AND PLAYER PERFORMANCES

Won	Total Atts	No. Name	Scoring Skills	Won	Total Atts	No. Name
38	74	Total Team	Spike	15	65	Total Team
13	22	1 TOMAT Alice		7	21	11 SUMMERS Kimberly
7	11	11 CABONI Vanessa		6	30	10 KLASSEN Maria
6	9	7 BENNARDO Silvia		1	3	8 SZACILOWSKI Jessica
3	19	Total Team	Block	0	12	Total Team
1	4	11 CABONI Vanessa				
1	4	4 GENNARO Claudia				
1	6	1 TOMAT Alice				
8	73	Total Team	Serve	5	49	Total Team
3	13	4 GENNARO Claudia		3	11	3 RAMSAY Erin Stephanie
2	10	6 MARTONE Luana		1	10	10 KLASSEN Maria
2	15	1 TOMAT Alice		1	5	8 SZACILOWSKI Jessica
53		Total Team	Opp. Error	44		Total Team
102	166	Total Team	Total	64	126	Total Team
16	43	1 TOMAT Alice	Best Scorer	7	40	10 KLASSEN Maria

LEGEND

(C) Team Captain
nn Substitute where nn = shirt number of outgoing player
MB Middle Blocker
OS Opposite Spiker
S Setter
n Starting line-up where n = starting position on court
Atts Attempts
No. Shirt Number
Pos Playing Position
WS Wing Spiker
L Substitute Libero
L Libero
Opp Opponent
Pts Points scored



FRI 21 JUL 2017

Start List

Start Time 15:00

ITA vs CAN

P1

First Refere Pinar ELMA (TUR)

Second Refere Vadzim LEBEDZEV (BLR)

ITA - Italy

Shirt colour White

No.	Name	Shirt Name	Pos.	Han.	Height	Weight	Highest Reac		Date of Birth	Tournament Totals				
							Spike cm	Block cm		Spik	Bloc	Serv	Total	%
1	TOMAT Alice	TOMAT							22 JUN 1993	12	0	0	12	44.44
2	CALCAGNI Alice	CALCAGNI	S						14 SEP 1995	1	0	1	2	7.41
3	GALBUSERA Ilaria (C)	GALBUSERA							3 FEB 1991	2	0	0	2	7.41
4	GENNARO Claudia	GENNARO	S						7 MAR 1991	0	0	0	0	0
5	BROGGI Valentina	BROGGI	L						24 OCT 198	0	0	0	0	0
6	MARTONE Luana	MARTONE							21 FEB 2000	2	1	0	3	11.11
7	BENNERDO Silvia	BENNERDO							27 JUL 1992	0	0	0	0	0
8	BIASIN Federica	BIASIN							8 JUN 1995	0	0	0	0	0
11	CABONI Vanessa	CABONI							17 APR 1997	2	3	0	5	18.52
12	CASINI Clara	CASINI							1 APR 1999	0	0	0	0	0
13	BRANDANI Simona	BRANDANI							1 JUN 1998	0	0	0	0	0
15	BRUNI Federica	BRUNI							20 APR 2001	1	0	0	1	3.70

Coac CAMPEDELLI Alessandra

Assista

Phase	Opponent	Sets	Points per Set
Preliminary - Group	JPN	0 - 3	21 - 25, 17 - 25, 17 - 26

CAN - Canada

Shirt colour Black

No.	Name	Shirt Name	Pos.	Han.	Height	Weight	Highest Reac		Date of Birth	Tournament Totals				
							Spike cm	Block cm		Spik	Bloc	Serv	Total	%
2	LAU Annie	LAU							16 JUL 1987	2	0	0	2	-5.70
3	RAMSAY Erin Stephanie	RAMSAY							3 AUG 1991	3	0	1	4	-11.42
4	WOOD Kristen Elsie	WOOD							30 APR 1990	0	0	0	0	0
5	EASTWOOD Rachel	EASTWOOD	S						14 JAN 1998	2	0	1	3	-8.56
8	SZACILOWSKI Jessica	SZACILOWSKI							19 DEC 199	0	0	0	0	0
10	KLASSEN Maria (C)	KLASSEN	S						2 OCT 1990	5	1	0	6	-17.13
11	SUMMERS Kimberly	SUMMERS							31 JUL 1981	12	0	0	12	-34.28
12	BRINKMANN Madeline	BRINKMANN	L						29 SEP 1999	0	0	0	0	0
13	KLAPSTEIN Serena	KLAPSTEIN							5 JAN 1997	0	1	0	1	-2.85
14	CAIRNCROSS Emily	CAIRNCROSS							20 NOV 198	0	0	0	0	0

Coac USMAN Derek

Assista

Phase	Opponent	Sets	Points per Set
Preliminary - Group	RUS	0 - 3	9 - 25, 8 - 25, 15 - 25
Preliminary - Group	JPN	0 - 3	6 - 25, 11 - 25, 16 - 25

LEGEND

%	Percentage of total team s	(C)	Team Captain	BH	Both Handed	Han	Handedness	L	Libero
LH	Left Handed	MB	Middle Blocker	No.	Shirt Number	OS	Opposite Spiker	Pos	Playing Position
PR	Preliminary	RH	Right Handed	S	Setter	WS	Wing Spiker		



FRI 21 JUL 2017
Start Time 17:33 - End Time 18:53
Match Duration 1h19

Results

P2

JPN vs TUR
3 0

Team	Sets	1	2	3	Total
JPN	3	25	25	25	75
TUR	0	17	9	19	45
	Playing Time	25min	21min	27min	1h14

First Refere Mustafa DOST (TUR)

Second Refere Gurhan GUL (TUR)

JPN - Japan								
No.	Name	Pos	1	2	3	4	5	Pts
1	UGAYA Saki (C)		3	3	10			2
2	YAMASAKI Nozomi		6	6	1			9
3	MIURA Sanae							
4	MAEJIMA Nami				2			
5	TAKARA Miki	L	L	L	L			
6	AZUMI Rie		5	5	6			18
7	HATA Nanako	S	11					
8	MURAKI Rena			2				1
9	OZUKA Aimi		2	2	3			11
10	HASEYAMA Yumi			1	4			1
11	NAKATA Mio	S	1	1	2			4
12	HIRAOKA Sayuri		4	4	5			11

TUR - Turkey								
No.	Name	Pos	1	2	3	4	5	Pts
1	UZUM Fatma			12	11			
2	ALKAN Ilayda	S	4	3	4			7
3	GENC Esra							
4	GURBUZ Seyma Tugsem	L						
5	OTAMIS Didem							
6	YARAR Merve Nur							
7	YELKEN Yesim		3	2	3			1
8	KAYA Pinar		12					
9	DURSUN Hacer	L						
10	ATES Kezban Cagla							
11	SOYUGUZEL Melike		6	5	6			
12	HULUR Fikriye		2	4	2			
14	YALCIN Yeter (C)	S	1	6	1			14
17	CANPOLAT Gamze		5	1	5			2

Coach KAWAKITA Miyuki
Assistant Coach

Coach DOKGOZ Fuat
Assistant Coach

TEAM AND PLAYER PERFORMANCES

Won	Total Atts	No. Name	Scoring Skills Spike	Won	Total Atts	No. Name
45	83	Total Team		17	58	Total Team
16	23	6 AZUMI Rie		12	28	14 YALCIN Yeter
9	16	12 HIRAOKA Sayuri		4	16	2 ALKAN Ilayda
9	24	9 OZUKA Aimi		1	2	17 CANPOLAT Gamze
2	15	Total Team	Block	2	17	Total Team
1	1	6 AZUMI Rie		1	5	2 ALKAN Ilayda
1	4	1 UGAYA Saki		1	8	14 YALCIN Yeter
10	73	Total Team	Serve	5	47	Total Team
3	13	11 NAKATA Mio		2	9	2 ALKAN Ilayda
2	13	12 HIRAOKA Sayuri		1	12	14 YALCIN Yeter
2	13	9 OZUKA Aimi		1	7	7 YELKEN Yesim
47		Total Team	Opp. Error	38		Total Team
104	171	Total Team	Total	62	122	Total Team

18	34	6 AZUMI Rie	Best Scorer	14	48	14 YALCIN Yeter
----	----	-------------	-------------	----	----	-----------------

LEGEND

(C) Team Captain
nn Substitute where nn = shirt number of outgoing player
MB Middle Blocker
OS Opposite Spiker
S Setter
n Starting line-up where n = starting position on court
Atts Attempts
No. Shirt Number
Pos Playing Position
WS Wing Spiker
L Substitute Libero
L Libero
Opp Opponent
Pts Points scored



FRI 21 JUL 2017

Start List

Start Time 17:30

JPN vs TUR

P1

First Refere Mustaf DOST (TUR)

Second Refere Gurhan GUL (TUR)

JPN - Japan

Shirt colour White

No.	Name	Shirt Name	Pos.	Han.	Height	Weight	Highest Reac		Date of Birth	Tournament Totals				
							Spike cm	Block cm		Spik	Bloc	Serv	Total	%
1	UGAYA Saki (C)	UGAYA							4 FEB 1991	10	0	1	11	10.38
2	YAMASAKI Nozomi	YAMASAKI							24 JUL 1984	11	2	2	15	14.15
3	MIURA Sanae	MIURA							16 APR 1986	3	0	0	3	2.83
4	MAEJIMA Nami	MAEJIMA							21 JUL 1988	0	0	1	1	0.94
5	TAKARA Miki	TAKARA	L						11 JAN 1991	1	0	0	1	0.94
6	AZUMI Rie	AZUMI							9 JUN 1991	9	0	3	12	11.32
7	HATA Nanako	HATA	S						6 JUL 1991	1	1	0	2	1.89
8	MURAKI Rena	MURAKI							2 APR 1997	0	0	0	0	0
9	OZUKA Aimi	OZUKA							10 AUG 199	17	0	4	21	19.81
10	HASEYAMA Yumi	HASEYAMA							24 AUG 200	4	0	0	4	3.77
11	NAKATA Mio	NAKATA	S						12 FEB 2001	1	0	12	13	12.26
12	HIRAOKA Sayuri	HIRAOKA							3 MAY 1999	8	1	1	10	9.43

Coac KAWAKITA Miyuki

Assista

Phase	Opponent	Sets	Points per Set
Preliminary - Group	ITA	3 - 0	25 - 21, 25 - 17, 26 - 17
Preliminary - Group	CAN	3 - 0	25 - 6, 25 - 11, 25 - 16

TUR - Turkey

Shirt colour Black

No.	Name	Shirt Name	Pos.	Han.	Height	Weight	Highest Reac		Date of Birth	Tournament Totals				
							Spike cm	Block cm		Spik	Bloc	Serv	Total	%
1	UZUM Fatma	UZUM							10 OCT 199	0	0	1	1	-6.66
2	ALKAN Ilayda	ALKAN	S						24 FEB 1998	3	0	0	3	-19.99
3	GENC Esra	GENC							29 SEP 1997	0	0	0	0	0
4	GURBUZ Seyma Tuqsem	GURBUZ	L						1 JAN 2002	0	0	0	0	0
5	OTAMIS Didem	OTAMIS							17 SEP 1995	0	0	0	0	0
6	YARAR Merve Nur	YARAR							1 AUG 2000	0	0	0	0	0
7	YELKEN Yesim	YELKEN							18 NOV 198	0	0	0	0	0
8	KAYA Pinar	KAYA							13 APR 2003	0	0	0	0	0
9	DURUN Hacer	DURUN	L						11 AUG 199	0	0	0	0	0
10	ATES Kezban Caqla	ATES							17 FEB 1988	0	0	0	0	0
11	SOYUGUZEL Melike	SOYUGUZEL							1 OCT 1995	0	0	0	0	0
12	HULUR Fikriye	HULUR							1 APR 2000	2	0	0	2	-13.32
14	YALCIN Yeter (C)	YALCIN	S						2 FEB 1988	11	0	1	12	-79.99
17	CANPOLAT Gamze	CANPOLAT							8 AUG 1991	1	0	0	1	-6.66


Coac DOKGOZ Fuat

Assista

Phase	Opponent	Sets	Points per Set
Preliminary - Group	RUS	0 - 3	13 - 25, 15 - 25, 9 - 25

LEGEND

% Percentage of total team s (C) Team Captain
 LH Left Handed MB Middle Blocker BH Both Handed
 PR Preliminary RH Right Handed No. Shirt Number
 S Setter Han Handedness OS Opposite Spiker
 L Libero Pos Playing Position
 WS Wing Spiker



SAT 22 JUL 2017

Start Time 10:03 - End Time 11:22

Match Duration 1h18

Results

P2

RUS vs JPN
0 3

Team	Sets	1	2	3	Total
RUS	0	16	22	15	53
JPN	3	25	25	25	75
	Playing Time	22min	25min	23min	1h11

First Refere Sema KAYIKCI (TR)

Second Refere Aysim ERGINAY (TR)

RUS - Russia								
No.	Name	Pos	1	2	3	4	5	Pts
1	KHARCHEVNIKOVA Elena P							
2	ILYUKHINA Anna Sergeevna		1	3	1			4
3	ALEXEEVA Elizaveta							
4	DRAGUNOVA Loida	S					9	
5	SOLOVYEVA Anna Viktorovna		3	2	3			8
6	MITROPHANOVA Anastasia		4	6	4			11
7	ROMANOVA Arina	L	L	L				
8	LAVRINENKO Maria Evgeny	L	L		L			
9	USOVA Anna Sergeevna (C)	S	2	1	2			
10	KATANSKAYA Maria Vladimi		13	4	5			3
11	TRUBOVA Natalia Alexandro		5	5	6			10
12	MANSUROVA Valeriia						10	
13	CHEREVKO Lada		6					1
14	PRAPORSHCHIKOVA		11					1

JPN - Japan								
No.	Name	Pos	1	2	3	4	5	Pts
1	UGAYA Saki (C)		3	3	3			2
2	YAMASAKI Nozomi		6	6	6			11
3	MIURA Sanae							
4	MAEJIMA Nami				9			
5	TAKARA Miki	L		L	L			
6	AZUMI Rie		5	5	5			12
7	HATA Nanako	S					11	
8	MURAKI Rena						1	
9	OZUKA Aimi		2	2	2			15
10	HASEYAMA Yumi							
11	NAKATA Mio	S	1	1	1			4
12	HIRAOKA Sayuri		4	4	4			15

Coach SEMENOV Georgy Musspelt
Assistant Coach


Coach KAWAKITA Miyuki
Assistant Coach

TEAM AND PLAYER PERFORMANCES

Won	Total Atts	No. Name	Scoring Skills Spike	Won	Total Atts	No. Name
27	65	Total Team		42	105	Total Team
8	15	6 MITROPHANOVA Anastasia		13	26	9 OZUKA Aimi
8	19	11 TRUBOVA Natalia Alexandrovna		11	37	6 AZUMI Rie
6	12	5 SOLOVYEVA Anna Viktorovna		10	20	12 HIRAOKA Sayuri
7	40	Total Team	Block	4	21	Total Team
3	11	6 MITROPHANOVA Anastasia		3	5	2 YAMASAKI Nozomi
2	6	10 KATANSKAYA Maria Vladimirovna		1	6	1 UGAYA Saki
1	4	5 SOLOVYEVA Anna Viktorovna				Total Team
4	55	Total Team	Serve	13	73	Total Team
2	10	11 TRUBOVA Natalia Alexandrovna		5	13	12 HIRAOKA Sayuri
1	9	2 ILYUKHINA Anna Sergeevna		3	13	11 NAKATA Mio
1	14	5 SOLOVYEVA Anna Viktorovna		2	13	9 OZUKA Aimi
32		Total Team	Opp. Error	55		Total Team
70	160	Total Team	Total	114	199	Total Team
11	33	6 MITROPHANOVA Anastasia	Best Scorer	15	37	12 HIRAOKA Sayuri

LEGEND

(C) Team Captain
nn Substitute where nn = shirt number of outgoing player
MB Middle Blocker
OS Opposite Spiker
S Setter
n Starting line-up where n= starting position on court
Atts Attempts
No. Shirt Number
Pos Playing Position
WS Wing Spiker
L Substitute Libero
L Libero
Opp Opponent
Pts Points scored



SAT 22 JUL 2017

Start List

Start Time 10:00

RUS vs JPN

P1

First Refere Sema KAYIKCI (TR)

Second Refere Aysim ERGINAY (TR)

RUS - Russia

Shirt colour Blue

No.	Name	Shirt Name	Pos.	Han.	Height	Weight	Highest Reac		Date of Birth	Tournament Totals				
							Spike cm	Block cm		Spik	Bloc	Serv	Total	%
1	KHARCHEVNIKOVA Elena P	KHARCHEVNI							11 SEP 1985	1	1	0	2	1.96
2	ILYUKHINA Anna Sergeevna	ILYUKHINA							14 MAY 198	6	2	1	9	8.82
3	ALEXEEVA Elizaveta	ALEXEEVA							31 MAR 198	8	0	2	10	9.80
4	DRAGUNOVA Loida	DRAGUNOVA	S						1 MAY 1998	2	0	3	5	4.90
5	SOLOVYEVA Anna Viktorov	SOLOVYEVA							30 AUG 199	4	0	7	11	10.78
6	MITROPHANOVA Anastasia	MITROPHANO							28 JUL 1996	8	2	2	12	11.76
7	ROMANOVA Arina	ROMANOVA	L						8 AUG 1999	2	0	1	3	2.94
8	LAVRINENKO Maria Evgeny	LAVRINENKO	L						19 JUN 1989	0	0	0	0	0
9	USOVA Anna Sergeevna (C)	USOVA	S						12 OCT 199	0	0	3	3	2.94
10	KATANSKAYA Maria Vladimi	KATANSKAYA							31 OCT 198	4	1	5	10	9.80
11	TRUBOVA Natalia Alexandro	TRUBOVA							22 NOV 198	14	0	1	15	14.71
12	MANSUROVA Valeriia	MANSUROVA							19 MAR 199	3	0	2	5	4.90
13	CHEREVKO Lada	CHEREVKO							24 NOV 199	10	0	2	12	11.76
14	PRAPORSHCHIKOVA Irina	PRAPORSHC							17 MAR 199	6	0	1	7	6.86
Coac SEMENOV Georgy Musspelt							Assista							

Phase	Opponent	Sets	Points per Set
Preliminary - Group	CAN	3 - 0	25 - 9, 25 - 8, 25 - 15
Preliminary - Group	TUR	3 - 0	25 - 13, 25 - 15, 25 - 9

JPN - Japan


Shirt colour Red

No.	Name	Shirt Name	Pos.	Han.	Height	Weight	Highest Reac		Date of Birth	Tournament Totals				
							Spike cm	Block cm		Spik	Bloc	Serv	Total	%
1	UGAYA Saki (C)	UGAYA							4 FEB 1991	11	1	1	13	9.09
2	YAMASAKI Nozomi	YAMASAKI							24 JUL 1984	19	2	3	24	16.78
3	MIURA Sanae	MIURA							16 APR 1986	3	0	0	3	2.10
4	MAEJIMA Nami	MAEJIMA							21 JUL 1988	0	0	1	1	0.70
5	TAKARA Miki	TAKARA	L						11 JAN 1991	1	0	0	1	0.70
6	AZUMI Rie	AZUMI							9 JUN 1991	25	1	4	30	20.98
7	HATA Nanako	HATA	S						6 JUL 1991	1	1	0	2	1.40
8	MURAKI Rena	MURAKI							2 APR 1997	0	0	1	1	0.70
9	OZUKA Aimi	OZUKA							10 AUG 199	26	0	6	32	22.38
10	HASEYAMA Yumi	HASEYAMA							24 AUG 200	5	0	0	5	3.50
11	NAKATA Mio	NAKATA	S						12 FEB 2001	2	0	15	17	11.89
12	HIRAOKA Sayuri	HIRAOKA							3 MAY 1999	17	1	3	21	14.69
Coac KAWAKITA Miyuki							Assista							

Phase	Opponent	Sets	Points per Set
Preliminary - Group	ITA	3 - 0	25 - 21, 25 - 17, 26 - 17
Preliminary - Group	CAN	3 - 0	25 - 6, 25 - 11, 25 - 16
Preliminary - Group	TUR	3 - 0	25 - 17, 25 - 9, 25 - 19

LEGEND

%	Percentage of total team s	(C)	Team Captain	BH	Both Handed	Han	Handedness	L	Libero
LH	Left Handed	MB	Middle Blocker	No.	Shirt Number	OS	Opposite Spiker	Pos	Playing Position
PR	Preliminary	RH	Right Handed	S	Setter	WS	Wing Spiker		



SAT 22 JUL 2017

Start Time 17:48 - End Time 19:10

Match Duration 1h21

Results

P2

TUR vs ITA
0 3

Team	Sets	1	2	3	Total
TUR	0	11	15	14	40
ITA	3	25	25	25	75
	Playing Time	22min	26min	26min	1h15

First Refere Vadzim LEBEDZEV (BLR)

Second Refere Gurhan GUL (TUR)

TUR - Turkey								
No.	Name	Pos	1	2	3	4	5	Pts
1	UZUM Fatma		2		2			1
2	ALKAN Ilayda	S	4	1	1			4
3	GENC Esra							
4	GURBUZ Seyma Tugsem	L						
5	OTAMIS Didem							
6	YARAR Merve Nur							
7	YELKEN Yesim		3	6	3			
8	KAYA Pinar			12				
9	DURSUN Hacer	L		L				
10	ATES Kezban Cagla					1		1
11	SOYUGUZEL Melike		6	3	6			1
12	HULUR Fikriye		1	5				
14	YALCIN Yeter (C)	S	1	4	4			12
17	CANPOLAT Gamze		5	2	5			1

ITA - Italy								
No.	Name	Pos	1	2	3	4	5	Pts
1	TOMAT Alice		4	4	4			21
2	CALCAGNI Alice	S			3			1
3	GALBUSERA Ilaria (C)		6	6	6			6
4	GENNARO Claudia	S	3	3	3			3
5	BROGGI Valentina	L	L	L	L			
6	MARTONE Luana		1	1	1			5
7	BENNARDO Silvia		2	2	2			5
8	BIASIN Federica				4			
11	CABONI Vanessa		5	5	5			11
12	CASINI Clara				6			
13	BRANDANI Simona				11			
15	BRUNI Federica			7				

Coach DOKGOZ Fuat
Assistant Coach

Coach CAMPEDELLI Alessandra
Assistant Coach

TEAM AND PLAYER PERFORMANCES

Won	Total Atts	No. Name	Scoring Skills Spike	Won	Total Atts	No. Name
15	67	Total Team		38	86	Total Team
9	36	14 YALCIN Yeter		17	30	1 TOMAT Alice
2	15	2 ALKAN Ilayda		8	13	11 CABONI Vanessa
1	4	11 SOYUGUZEL Melike		6	14	3 GALBUSERA Ilaria
2	16	Total Team	Block	5	19	Total Team
1	9	2 ALKAN Ilayda		3	8	11 CABONI Vanessa
1	4	14 YALCIN Yeter		2	5	7 BENNARDO Silvia
3	42	Total Team	Serve	9	73	Total Team
2	7	14 YALCIN Yeter		4	18	1 TOMAT Alice
1	6	2 ALKAN Ilayda		2	16	7 BENNARDO Silvia
				1	11	6 MARTONE Luana
33		Total Team	Opp. Error	51		Total Team
53	125	Total Team	Total	103	178	Total Team

12	47	14 YALCIN Yeter	Best Scorer	21	49	1 TOMAT Alice
----	----	-----------------	--------------------	----	----	---------------

LEGEND

- (C) Team Captain
 nn Substitute where nn = shirt number of outgoing player
 MB Middle Blocker
 OS Opposite Spiker
 S Setter
 n Starting line-up where n= starting position on court
 Atts Attempts
 No. Shirt Number
 Pos Playing Position
 WS Wing Spiker
 L Substitute Libero
 L Libero
 Opp Opponent
 Pts Points scored



SAT 22 JUL 2017

Start List

Start Time 17:30

TUR vs ITA

P1

First Refere Vadzim LEBEDZEV (BLR)

Second Refere Gurhan GUL (TUR)

TUR - Turkey

Shirt colour Red

No.	Name	Shirt Name	Pos.	Han.	Height	Weight	Highest Reac		Date of Birth	Tournament Totals				
							Spike cm	Block cm		Spik	Bloc	Serv	Total	%
1	UZUM Fatma	UZUM							10 OCT 199	0	0	1	1	-5.87
2	ALKAN Ilayda	ALKAN	S						24 FEB 1998	7	1	2	10	-58.81
3	GENC Esra	GENC							29 SEP 1997	0	0	0	0	0
4	GURBUZ Seyma Tugsem	GURBUZ	L						1 JAN 2002	0	0	0	0	0
5	OTAMIS Didem	OTAMIS							17 SEP 1995	0	0	0	0	0
6	YARAR Merve Nur	YARAR							1 AUG 2000	0	0	0	0	0
7	YELKEN Yesim	YELKEN							18 NOV 198	0	0	1	1	-5.87
8	KAYA Pinar	KAYA							13 APR 2003	0	0	0	0	0
9	DURSUN Hacer	DURSUN	L						11 AUG 199	0	0	0	0	0
10	ATES Kezban Cagla	ATES							17 FEB 1988	0	0	0	0	0
11	SOYUGUZEL Melike	SOYUGUZEL							1 OCT 1995	0	0	0	0	0
12	HULUR Fikriye	HULUR							1 APR 2000	2	0	0	2	-11.75
14	YALCIN Yeter (C)	YALCIN	S						2 FEB 1988	23	1	2	26	-152.9
17	CANPOLAT Gamze	CANPOLAT							8 AUG 1991	2	0	1	3	-17.64

Coac DOKGOZ Fuat

Assista

Phase	Opponent	Sets	Points per Set
Preliminary - Group	RUS	0 - 3	13 - 25, 15 - 25, 9 - 25
Preliminary - Group	JPN	0 - 3	17 - 25, 9 - 25, 19 - 25

ITA - Italy

Shirt colour Blue

No.	Name	Shirt Name	Pos.	Han.	Height	Weight	Highest Reac		Date of Birth	Tournament Totals				
							Spike cm	Block cm		Spik	Bloc	Serv	Total	%
1	TOMAT Alice	TOMAT							22 JUN 1993	25	1	2	28	48.28
2	CALCAGNI Alice	CALCAGNI	S						14 SEP 1995	1	0	1	2	3.45
3	GALBUSERA Ilaria (C)	GALBUSERA							3 FEB 1991	3	0	0	3	5.17
4	GENNARO Claudia	GENNARO	S						7 MAR 1991	3	1	3	7	12.07
5	BROGGI Valentina	BROGGI	L						24 OCT 198	0	0	0	0	0
6	MARTONE Luana	MARTONE							21 FEB 2000	8	1	2	11	18.97
7	BENNARDO Silvia	BENNARDO							27 JUL 1992	6	0	1	7	12.07
8	BIASIN Federica	BIASIN							8 JUN 1995	0	0	0	0	0
11	CABONI Vanessa	CABONI							17 APR 1997	9	4	0	13	22.41
12	CASINI Clara	CASINI							1 APR 1999	0	0	0	0	0
13	BRANDANI Simona	BRANDANI							1 JUN 1998	2	0	0	2	3.45
15	BRUNI Federica	BRUNI							20 APR 2001	1	0	0	1	1.72

Coac CAMPEDELLI Alessandra

Assista

Phase	Opponent	Sets	Points per Set
Preliminary - Group	JPN	0 - 3	21 - 25, 17 - 25, 17 - 26
Preliminary - Group	CAN	3 - 0	25 - 17, 25 - 14, 25 - 16

LEGEND

%	Percentage of total team s	(C)	Team Captain	BH	Both Handed	Han	Handedness	L	Libero
LH	Left Handed	MB	Middle Blocker	No.	Shirt Number	OS	Opposite Spiker	Pos	Playing Position
PR	Preliminary	RH	Right Handed	S	Setter	WS	Wing Spiker		



SUN 23 JUL 2017

Start Time 15:02 - End Time 17:11

Match Duration 2h8

Results

P2

ITA vs RUS
3 1

Team	Sets	1	2	3	4	Total
ITA	3	27	25	29	25	106
RUS	1	25	27	27	12	91
	Playing Time	31min	31min	31min	22min	1h57

First Refere Akif KABAK

Second Refere URKMEZ H.I. (TUR)

ITA - Italy								
No.	Name	Pos	1	2	3	4	5	Pts
1	TOMAT Alice		4	4	4	4		24
2	CALCAGNI Alice	S	4	4	4			2
3	GALBUSERA Ilaria (C)		6	6	6	6		7
4	GENNARO Claudia	S	3	3	3	3		7
5	BROGGI Valentina	L	L	L	L	L		
6	MARTONE Luana		1	1	1	1		11
7	BENNARDO Silvia		2	2	2	2		7
8	BIASIN Federica							
11	CABONI Vanessa		5	5	5	5		10
12	CASINI Clara							
13	BRANDANI Simona							
15	BRUNI Federica							

RUS - Russia								
No.	Name	Pos	1	2	3	4	5	Pts
1	KHARCHEVNIKOVA Elena P				9			
2	ILYUKHINA Anna Sergeevna		6	6	1	6		5
3	ALEXEEVA Elizaveta		2	2	3	2		11
4	DRAGUNOVA Loida	S		1		9		1
5	SOLOVYEVA Anna Viktorovna		4	4	5	4		14
6	MITROPHANOVA Anastasia		3	3	4	3		16
7	ROMANOVA Arina	L	L	L	L	L		
8	LAVRINENKO Maria Evgeny	L	L	L	L	L		
9	USOVA Anna Sergeevna (C)	S	1	4	2	1		
10	KATANSKAYA Maria Vladimi		5	5	6	5		13
11	TRUBOVA Natalia Alexandro				5			1
12	MANSUROVA Valeriia		2					
13	CHEREVKO Lada					5		
14	PRAPORSHCHIKOVA			3	3			

Coach CAMPEDELLI Alessandra

Assistant Coach

Coach SEMENOV Georgy Musspelt

Assistant Coach

TEAM AND PLAYER PERFORMANCES

Won	Total Atts	No. Name	Scoring Skills Spike	Won	Total Atts	No. Name
53	141	Total Team		47	129	Total Team
21	47	1 TOMAT Alice		11	31	10 KATANSKAYA Maria Vladimirovna
11	31	6 MARTONE Luana		11	19	6 MITROPHANOVA Anastasia
6	15	11 CABONI Vanessa		11	22	5 SOLOVYEVA Anna Viktorovna
6	46	Total Team	Block	9	45	Total Team
2	7	7 BENNARDO Silvia		4	18	6 MITROPHANOVA Anastasia
2	21	11 CABONI Vanessa		2	8	2 ILYUKHINA Anna Sergeevna
1	4	1 TOMAT Alice		2	4	5 SOLOVYEVA Anna Viktorovna
9	105	Total Team	Serve	5	92	Total Team
2	14	11 CABONI Vanessa		1	15	2 ILYUKHINA Anna Sergeevna
2	14	3 GALBUSERA Ilaria		1	16	10 KATANSKAYA Maria Vladimirovna
2	19	4 GENNARO Claudia		1	19	6 MITROPHANOVA Anastasia
76		Total Team	Opp. Error	67		Total Team
144	292	Total Team	Total	128	266	Total Team
24	69	1 TOMAT Alice	Best Scorer	16	56	6 MITROPHANOVA Anastasia

LEGEND

(C) Team Captain

nn Substitute where nn = shirt number of outgoing pla

MB Middle Blocker

OS Opposite Spiker

S Setter

n Starting line-up where n= starting position on cour

Atts Attempts

No. Shirt Number

Pos Playing Position


WS Wing Spiker

L Substitute Libero

L Libero

Opp Opponent

Pts Points scored



SUN 23 JUL 2017

Start List

Start Time 15:00

ITA vs RUS

P1

First Refere Akif KABAK

Second Refere URKMEZ H.I. (TUR)

ITA - Italy

Shirt colour White

No.	Name	Shirt Name	Pos.	Han.	Height	Weight	Highest Reac		Date of Birth	Tournament Totals				
							Spike cm	Block cm		Spik	Bloc	Serv	Total	%
1	TOMAT Alice	TOMAT							22 JUN 1993	42	1	6	49	49.00
2	CALCAGNI Alice	CALCAGNI	S						14 SEP 1995	1	0	2	3	3.00
3	GALBUSERA Ilaria (C)	GALBUSERA							3 FEB 1991	9	0	0	9	9.00
4	GENNARO Claudia	GENNARO	S						7 MAR 1991	5	1	4	10	10.00
5	BROGGI Valentina	BROGGI	L						24 OCT 198	0	0	0	0	0
6	MARTONE Luana	MARTONE							21 FEB 2000	12	1	3	16	16.00
7	BENNERDO Silvia	BENNERDO							27 JUL 1992	7	2	3	12	12.00
8	BIASIN Federica	BIASIN							8 JUN 1995	0	0	0	0	0
11	CABONI Vanessa	CABONI							17 APR 1997	17	7	0	24	24.00
12	CASINI Clara	CASINI							1 APR 1999	0	0	0	0	0
13	BRANDANI Simona	BRANDANI							1 JUN 1998	2	0	0	2	2.00
15	BRUNI Federica	BRUNI							20 APR 2001	1	0	0	1	1.00

Coac CAMPEDELLI Alessandra

Assista

Phase	Opponent	Sets	Points per Set
Preliminary - Group	JPN	0 - 3	21 - 25, 17 - 25, 17 - 26
Preliminary - Group	CAN	3 - 0	25 - 17, 25 - 14, 25 - 16
Preliminary - Group	TUR	3 - 0	25 - 11, 25 - 15, 25 - 14

RUS - Russia

Shirt colour Red

No.	Name	Shirt Name	Pos.	Han.	Height	Weight	Highest Reac		Date of Birth	Tournament Totals				
							Spike cm	Block cm		Spik	Bloc	Serv	Total	%
1	KHARCHEVNIKOVA Elena P	KHARCHEVNI							11 SEP 1985	1	1	0	2	2.00
2	ILYUKHINA Anna Sergeevna	ILYUKHINA							14 MAY 198	8	3	2	13	13.00
3	ALEXEEVA Elizaveta	ALEXEEVA							31 MAR 198	8	0	2	10	10.00
4	DRAGUNOVA Loida	DRAGUNOVA	S						1 MAY 1998	2	0	3	5	5.00
5	SOLOVYEVA Anna Viktorov	SOLOVYEVA							30 AUG 199	10	1	8	19	19.00
6	MITROPHANOVA Anastasia	MITROPHANO							28 JUL 1996	16	5	2	23	23.00
7	ROMANOVA Arina	ROMANOVA	L						8 AUG 1999	2	0	1	3	3.00
8	LAVRINENKO Maria Evgeny	LAVRINENKO	L						19 JUN 1989	0	0	0	0	0
9	USOVA Anna Sergeevna (C)	USOVA	S						12 OCT 199	0	0	3	3	3.00
10	KATANSKAYA Maria Vladimi	KATANSKAYA							31 OCT 198	5	3	5	13	13.00
11	TRUBOVA Natalia Alexandro	TRUBOVA							22 NOV 198	22	0	3	25	25.00
12	MANSUROVA Valeriia	MANSUROVA							19 MAR 199	3	0	2	5	5.00
13	CHEREVKO Lada	CHEREVKO							24 NOV 199	11	0	2	13	13.00
14	PRAPORSHCHIKOVA Irina	PRAPORSHC							17 MAR 199	7	0	1	8	8.00

Coac SEMENOV Georgy Musspelt

Assista

Phase	Opponent	Sets	Points per Set
Preliminary - Group	CAN	3 - 0	25 - 9, 25 - 8, 25 - 15
Preliminary - Group	TUR	3 - 0	25 - 13, 25 - 15, 25 - 9
Preliminary - Group	JPN	0 - 3	16 - 25, 22 - 25, 15 - 25

LEGEND

% Percentage of total team s (C) Team Captain
 LH Left Handed MB Middle Blocker BH Both Handed
 PR Preliminary RH Right Handed No. Shirt Number
 S Setter OS Opposite Spiker
 L Libero
 Pos Playing Position
 WS Wing Spiker



SUN 23 JUL 2017

Start Time 18:04 - End Time 20:18

Match Duration 2h13

Results

P2

CAN vs TUR
1 3

Team	Sets	1	2	3	4	Total
CAN	1	25	23	24	22	94
TUR	3	18	25	26	25	94
	Playing Time	27min	32min	32min	31min	2h3

First Refere Vadzim LEBEDZEV (BLR)

Second Refere Aysim ERGINAY (TR)

CAN - Canada

No.	Name	Pos	1	2	3	4	5	Pts
2	LAU Annie		1	1	1	1		1
3	RAMSAY Erin Stephanie		3	3	3	3		3
4	WOOD Kristen Elsie							
5	EASTWOOD Rachel	S	4	4	4	4		1
8	SZACILOWSKI Jessica		6	6	6	6		5
10	KLASSEN Maria (C)	S	2	2	2	2		22
11	SUMMERS Kimberly		5	5	5	5		19
12	BRINKMANN Madeline	L	L	L	L	L		
13	KLAPSTEIN Serena		8					
14	CAIRCROSS Emily		2		2	8		

TUR - Turkey

No.	Name	Pos	1	2	3	4	5	Pts
1	UZUM Fatma		17					
2	ALKAN Ilayda	S	1	3	4	4		20
3	GENC Esra							
4	GURBUZ Seyma Tugsem	L		L	L			
5	OTAMIS Didem							
6	YARAR Merve Nur							
7	YELKEN Yesim		6	4	2	6		1
8	KAYA Pinar							
9	DURSUN Hacer	L						
10	ATES Kezban Cagla		3	5	5	3		3
11	SOYUGUZEL Melike		4	1	3	2		3
12	HULUR Fikriye				17			
14	YALCIN Yeter (C)	S	5	6	1	1		18
17	CANPOLAT Gamze		2	2	6	5		6

Coach USMAN Derek

Assistant Coach

Coach DOKGOZ Fuat

Assistant Coach

TEAM AND PLAYER PERFORMANCES

Won	Total Atts	No. Name	Scoring Skills Spike	Won	Total Atts	No. Name
42	148	Total Team		39	126	Total Team
18	53	11 SUMMERS Kimberly		16	61	14 YALCIN Yeter
17	57	10 KLASSEN Maria		13	36	2 ALKAN Ilayda
4	11	8 SZACILOWSKI Jessica		6	16	17 CANPOLAT Gamze
1	27	Total Team	Block	5	26	Total Team
1	9	3 RAMSAY Erin Stephanie		4	8	2 ALKAN Ilayda
				1	10	14 YALCIN Yeter
8	95	Total Team	Serve	7	93	Total Team
5	22	10 KLASSEN Maria		3	16	2 ALKAN Ilayda
1	15	11 SUMMERS Kimberly		2	20	10 ATES Kezban Cagla
1	16	8 SZACILOWSKI Jessica		1	10	14 YALCIN Yeter
77		Total Team	Opp. Error	72		Total Team
128	270	Total Team	Total	123	245	Total Team

22	80	10 KLASSEN Maria	Best Scorer	20	60	2 ALKAN Ilayda
----	----	------------------	-------------	----	----	----------------

LEGEND

(C) Team Captain

nn Substitute where nn = shirt number of outgoing player

MB Middle Blocker

OS Opposite Spiker

S Setter

n Starting line-up where n= starting position on court

Atts Attempts

No. Shirt Number

Pos Playing Position

WS Wing Spiker

L Substitute Libero

L Libero

Opp Opponent

Pts Points scored



SUN 23 JUL 2017

Start List

Start Time 17:30

CAN vs TUR

P1

First Refere Vadzim LEBEDZEV (BLR)

Second Refere Aysim ERGINAY (TR)

CAN - Canada

Shirt colour Red

No.	Name	Shirt Name	Pos.	Han.	Height	Weight	Highest Reac		Date of Birth	Tournament Totals				
							Spike cm	Block cm		Spik	Bloc	Serv	Total	%
2	LAU Annie	LAU							16 JUL 1987	2	0	0	2	-4.87
3	RAMSAY Erin Stephanie	RAMSAY							3 AUG 1991	3	0	4	7	-17.06
4	WOOD Kristen Elsie	WOOD							30 APR 1990	0	0	0	0	0
5	EASTWOOD Rachel	EASTWOOD	S						14 JAN 1998	2	0	1	3	-7.31
8	SZACILOWSKI Jessica	SZACILOWSKI							19 DEC 199	1	0	1	2	-4.87
10	KLASSEN Maria (C)	KLASSEN	S						2 OCT 1990	11	1	1	13	-31.70
11	SUMMERS Kimberly	SUMMERS							31 JUL 1981	19	0	0	19	-46.33
12	BRINKMANN Madeline	BRINKMANN	L						29 SEP 1999	0	0	0	0	0
13	KLAPSTEIN Serena	KLAPSTEIN							5 JAN 1997	0	1	0	1	-2.43
14	CAIRNCROSS Emily	CAIRNCROSS							20 NOV 198	1	0	0	1	-2.43
Coac USMAN Derek		Assista												

Phase	Opponent	Sets	Points per Set
Preliminary - Group	RUS	0 - 3	9 - 25, 8 - 25, 15 - 25
Preliminary - Group	JPN	0 - 3	6 - 25, 11 - 25, 16 - 25
Preliminary - Group	ITA	0 - 3	17 - 25, 14 - 25, 16 - 25

TUR - Turkey


Shirt colour Black

No.	Name	Shirt Name	Pos.	Han.	Height	Weight	Highest Reac		Date of Birth	Tournament Totals				
							Spike cm	Block cm		Spik	Bloc	Serv	Total	%
1	UZUM Fatma	UZUM							10 OCT 199	1	0	1	2	-7.13
2	ALKAN Ilayda	ALKAN	S						24 FEB 1998	9	2	3	14	-49.99
3	GENC Esra	GENC							29 SEP 1997	0	0	0	0	0
4	GURBUZ Seyma Tuqsem	GURBUZ	L						1 JAN 2002	0	0	0	0	0
5	OTAMIS Didem	OTAMIS							17 SEP 1995	0	0	0	0	0
6	YARAR Merve Nur	YARAR							1 AUG 2000	0	0	0	0	0
7	YELKEN Yesim	YELKEN							18 NOV 198	0	0	1	1	-3.56
8	KAYA Pinar	KAYA							13 APR 2003	0	0	0	0	0
9	DURSUN Hacer	DURSUN	L						11 AUG 199	0	0	0	0	0
10	ATES Kezban Caqla	ATES							17 FEB 1988	1	0	0	1	-3.56
11	SOYUGUZEL Melike	SOYUGUZEL							1 OCT 1995	1	0	0	1	-3.56
12	HULUR Fikriye	HULUR							1 APR 2000	2	0	0	2	-7.13
14	YALCIN Yeter (C)	YALCIN	S						2 FEB 1988	32	2	4	38	-135.7
17	CANPOLAT Gamze	CANPOLAT							8 AUG 1991	3	0	1	4	-14.28
Coac DOKGOZ Fuat		Assista												

Phase	Opponent	Sets	Points per Set
Preliminary - Group	RUS	0 - 3	13 - 25, 15 - 25, 9 - 25
Preliminary - Group	JPN	0 - 3	17 - 25, 9 - 25, 19 - 25
Preliminary - Group	ITA	0 - 3	11 - 25, 15 - 25, 14 - 25

LEGEND

%	Percentage of total team s	(C)	Team Captain	BH	Both Handed	Han	Handedness	L	Libero
LH	Left Handed	MB	Middle Blocker	No.	Shirt Number	OS	Opposite Spiker	Pos	Playing Position
PR	Preliminary	RH	Right Handed	S	Setter	WS	Wing Spiker		



WED 19 JUL 2017

Start Time 15:02 - End Time 16:25

Match Duration 1h22

Results

P2

UKR vs BRA
3 0

Team	Sets	1	2	3	Total
UKR	3	25	25	25	75
BRA	0	19	15	8	42
	Playing Time	28min	27min	19min	1h15

First Refere Hakkı DEMIRALAY (TUR)

Second Refere Gurhan GUL (TUR)

UKR - Ukraine								
No.	Name	Pos	1	2	3	4	5	Pts
1	TERESHCHUK Oleksandra		1	1	1			8
4	ETIEN Tatiana	S	2	2	2			6
5	SEMIZENKO Inha			12	12			1
8	NAGIBINA Natalia		3	3	3			7
9	KASITSKA Yuliya	L	L	L	L			
10	MOSIICHUK Iryna			4				
11	MIROSHNIKOVA Iryna		4	4	4			8
12	KOVALCHUK Iryna		5	5	5			14
13	HERIY Olena			11	1			3
15	RIDOSH Khrystyna		6	6	6			7
17	KASITSKA Angelina	S				4		
19	BALOH Karina		12	8	8			3

BRA - Brazil								
No.	Name	Pos	1	2	3	4	5	Pts
3	SILVA Daniela		6	1	3			8
4	DE SOUZA Simone Nogueira	S	1	2	1			2
5	FARIA Leticia			8	6			
6	SILVA Natalia (C)		5	6	5			
7	LONGMAN Carolina		4	5				3
8	PIRES Julia Quadros		2	3	2			5
9	BORGES Elizabeth	L	L	L	L			
10	ULSON Franciane Aparecida							
11	GONCALVES Iara	S			8			
13	MAZZINI Marcia			6	4			1
16	SOUSA Hellen Nazaret		3	4	6			8

Coach KASITSKYI Leonid
Assistant Coach

Coach GUTIEREZ FILHO Rubem
Assistant Coach


TEAM AND PLAYER PERFORMANCES

Won	Total Atts	No. Name	Scoring Skills	Won	Total Atts	No. Name
41	79	Total Team	Spike	21	61	Total Team
9	18	12 KOVALCHUK Iryna		7	13	16 SOUSA Hellen Nazaret
8	10	11 MIROSHNIKOVA Iryna		6	15	3 SILVA Daniela
6	10	1 TERESHCHUK Oleksandra		3	6	7 LONGMAN Carolina
2	19	Total Team	Block	2	16	Total Team
1	1	13 HERIY Olena		2	7	3 SILVA Daniela
1	4	8 NAGIBINA Natalia				
14	73	Total Team	Serve	4	44	Total Team
5	14	12 KOVALCHUK Iryna		2	8	8 PIRES Julia Quadros
4	17	4 ETIEN Tatiana		1	7	4 DE SOUZA Simone Nogueira
2	12	15 RIDOSH Khrystyna		1	10	16 SOUSA Hellen Nazaret
43		Total Team	Opp. Error	30		Total Team
100	171	Total Team	Total	57	121	Total Team

14	35	12 KOVALCHUK Iryna	Best Scorer	8	26	3 SILVA Daniela
----	----	--------------------	--------------------	---	----	-----------------

LEGEND

(C) Team Captain
nn Substitute where nn = shirt number of outgoing player
MB Middle Blocker
OS Opposite Spiker
S Setter
n Starting line-up where n= starting position on court
Atts Attempts
No. Shirt Number
Pos Playing Position
WS Wing Spiker
L Substitute Libero
L Libero
Opp Opponent
Pts Points scored



WED 19 JUL 2017

Start List

Start Time 15:00

UKR vs BRA

P1

First Refere Hakkı DEMIRALAY (TUR)

Second Refere Gurhan GUL (TUR)

UKR - Ukraine

Shirt colour Blue

No.	Name	Shirt Name	Pos.	Han.	Height	Weight	Highest Reac		Date of Birth	Tournament Totals				
							Spike cm	Block cm		Spik	Bloc	Serv	Total	%
4	ETIEN Tatiana (C)	ETIEN	S						9 MAR 1971					
5	SEMIZENKO Inha	SEMIZENKO							23 JUN 1992					
7	TERESHCHUK Oleksandra	TERESHCHUK							25 MAR 198					
8	NAGIBINA Natalia	NAGIBINA							6 APR 1990					
9	KASITSKA Yuliya	KASITSKA	L						15 AUG 198					
10	MOSIICHUK Iryna	MOSIICHUK							14 MAR 198					
11	MIROSHNIKOVA Iryna	MIROSHNIKO							28 AUG 198					
12	KOVALCHUK Iryna	KOVALCHUK							26 NOV 198					
13	HERIY Olena	HERIY							13 FEB 1985					
15	RIDOSH Khrystyna	RIDOSH							28 JUN 1993					
17	KASITSKA Angelina	KASITSKA	S						6 JUL 1996					
19	BALOH Karina	BALOH							15 SEP 1994					

Coac KASITSKYI Leonid

Assista

BRA - Brazil

Shirt colour Green

No.	Name	Shirt Name	Pos.	Han.	Height	Weight	Highest Reac		Date of Birth	Tournament Totals				
							Spike cm	Block cm		Spik	Bloc	Serv	Total	%
3	SILVA Daniela	SILVA							10 JUN 1986					
4	DE SOUZA Simone Nogueira	DE SOUZA	S						30 SEP 1970					
5	FARIA Leticia	FARIA							8 OCT 1988					
6	SILVA Natalia (C)	SILVA							11 DEC 198					
7	LONGMAN Carolina	LONGMAN							17 JUL 1973					
8	PIRES Julia Quadros	PIRES							7 OCT 1996					
9	BORGES Elizabeth	BORGES	L						9 APR 1988					
10	ULSON Franciane Aparecida	ULSON							27 OCT 198					
11	GONCALVES Iara	GONCALVES	S						14 MAR 197					
13	MAZZINI Marcia	MAZZINI							23 NOV 197					
16	SOUSA Hellen Nazaret	SOUSA							5 JUL 1992					

Coac GUTIEREZ FILHO Rubem

Assista

LEGEND

% Percentage of total team s (C) Team Captain

LH Left Handed

PR Preliminary

MB Middle Blocker

RH Right Handed

BH Both Handed

No. Shirt Number

S Setter


Han Handedness

OS Opposite Spiker

WS Wing Spiker

L Libero

Pos Playing Position



WED 19 JUL 2017

Start Time 17:32 - End Time 19:22

Match Duration 1h49

Results

P2

USA vs POL
3 1

Team	Sets	1	2	3	4	Total
USA	3	25	21	25	25	96
POL	1	15	25	13	22	75
	Playing Time	17h32	27min	22min	28min	16h15

First Refere Mustafa DOST (TUR)

Second Refere Halid CERIT (TUR)

USA - US of America								
No.	Name	Pos	1	2	3	4	5	Pts
1	FROWICK Kali LeAnn		6	4	5	6		13
2	DANIELS Adele		5	5		6		4
3	REESE Katelyn Dee		4	6	3	4		9
4	WHITED Ann			1	3	3		
5	THOMAS Darriyan	L	L	L	L	L		
6	MOUNTY-WEINSTOCK Lud		7	1	6	1		10
7	KONS Jaime Lynn	S	1					
11	DIPPOLD Megan E							
12	TUBERT Sarah	S	2	2	1	2		2
14	GARRITY Abby		3	3	2	3		20
16	BUNN Cali			2	4	5		5

POL - Poland								
No.	Name	Pos	1	2	3	4	5	Pts
1	SUCHOROWSKA Paulina		3	6	3	2		3
2	SZAROLELEC Monika Paulin			11	11	5		
3	MAZIARZ Lidia	S	2					
4	KRAMEK Aldona	S	3	1	2	1		7
5	LUSZCZYNSKA Pamela		5	2	5	4		15
7	KOLTUN Barbara		1	3	1	6		4
9	KUCHARSKA Edyta		4	4	4	3		12
10	TYLKI Anna	L	L	L	L	L		
11	KUBA Karoline		6	5	6	2		2
12	TROSZCZYNSKA Magdalena							

Coach BOREN Lynn
Assistant Coach

Coach PIENKOWSKI Marcin
Assistant Coach

TEAM AND PLAYER PERFORMANCES

Won	Total Atts	No. Name	Scoring Skills	Won	Total Atts	No. Name
51	103	Total Team	Spike	27	85	Total Team
18	35	14 GARRITY Abby		11	28	5 LUSZCZYNSKA Pamela
12	25	1 FROWICK Kali LeAnn		6	13	9 KUCHARSKA Edyta
8	13	3 REESE Katelyn Dee		4	11	7 KOLTUN Barbara
6	19	Total Team	Block	7	33	Total Team
5	10	6 MOUNTY-WEINSTOCK Ludmila		5	9	9 KUCHARSKA Edyta
1	2	14 GARRITY Abby		2	8	5 LUSZCZYNSKA Pamela
6	95	Total Team	Serve	9	76	Total Team
1	11	2 DANIELS Adele		4	19	4 KRAMEK Aldona
1	17	1 FROWICK Kali LeAnn		2	14	5 LUSZCZYNSKA Pamela
1	15	14 GARRITY Abby		2	15	1 SUCHOROWSKA Paulina
60		Total Team	Opp. Error	49		Total Team
123	217	Total Team	Total	92	194	Total Team
20	52	14 GARRITY Abby	Best Scorer	15	50	5 LUSZCZYNSKA Pamela

LEGEND

- (C) Team Captain
- nn Substitute where nn = shirt number of outgoing player
- MB Middle Blocker
- OS Opposite Spiker
- S Setter
- n Starting line-up where n= starting position on court
- Atts Attempts
- No. Shirt Number
- Pos Playing Position
- WS Wing Spiker
- L Substitute Libero
- L Libero
- Opp Opponent
- Pts Points scored



WED 19 JUL 2017

Start List

Start Time 17:30

USA vs POL

P1

First Refere Mustafa DOST (TUR)

Second Refere Halid CERIT (TUR)

USA - US of America

Shirt colour Red

No.	Name	Shirt Name	Pos.	Han.	Height	Weight	Highest Reac		Date of Birth	Tournament Totals				
							Spike cm	Block cm		Spik	Bloc	Serv	Total	%
1	FROWICK Kali LeAnn	FROWICK							18 AUG 199					
2	DANIELS Adele	DANIELS							9 JUN 1997					
3	REESE Katelyn Dee	REESE							19 MAY 198					
4	WHITED Ann	WHITED							23 APR 1991					
5	THOMAS Darriyan	THOMAS	L						5 AUG 1996					
6	MOUNTY-WEINSTOCK Lud	MOUNTY							20 MAY 198					
7	KONS Jaime Lynn	KONS	S						25 MAY 199					
11	DIPPOLD Megan E	DIPPOLD							3 JAN 1986					
12	TUBERT Sarah	TUBERT	S						16 AUG 199					
14	GARRITY Abby	GARRITY							8 JAN 1997					
16	BUNN Cali	BUNN							11 APR 1998					
Coac BOREN Lynn							Assista							

POL - Poland

Shirt colour White

No.	Name	Shirt Name	Pos.	Han.	Height	Weight	Highest Reac		Date of Birth	Tournament Totals				
							Spike cm	Block cm		Spik	Bloc	Serv	Total	%
1	SUCHOROWSKA Paulina	SUCHOROWS							11 MAY 199					
2	SZAROLOLEC Monika Pauli	SZAROLOLEC							15 OCT 198					
3	MAZIARZ Lidia	MAZIARZ	S						31 DEC 199					
4	KRAMEK Aldona	KRAMEK	S						29 DEC 199					
5	LUSZCZYNSKA Pamela	LUSZCZYNSK							10 OCT 199					
7	KOLTUN Barbara	KOLTUN							4 NOV 1992					
9	KUCHARSKA Edyta	KUCHARSKA							9 DEC 1977					
10	TYLKI Anna	TYLKI	L						18 JUN 1977					
11	KUBA Karoline	KUBA							15 FEB 1996					
12	TROSZCZYNSKA Magdalen	TROSZCZYNS							14 AUG 198					
Coac PIENKOWSKI Marcin							Assista							

LEGEND

% Percentage of total team s (C) Team Captain
 LH Left Handed MB Middle Blocker BH Both Handed
 PR Preliminary RH Right Handed No. Shirt Number
 Han Handedness OS Opposite Spiker L Libero
 WS Wing Spiker Pos Playing Position



THU 20 JUL 2017

Start Time 12:35 - End Time 15:10

Match Duration 2h35

Results

P2

BRA vs POL
2 3

Team	Sets	1	2	3	4	5	Total
BRA	2	25	25	20	19	11	100
POL	3	23	22	25	25	15	110
	Playing Time	31min	31min	30min	27min	18min	2h20

First Refere Halid CERIT (TR)

Second Refere Sema KAYIKCI (TR)

BRA - Brazil

No.	Name	Pos	1	2	3	4	5	Pts
3	SILVA Natalia		1	6	1	3	6	21
4	DE SOUZA Simone Nogueira	S	2	1	2	1	1	2
5	FARIA Leticia				6	6		
6	SILVA Daniela (C)		6	5	6	2	2	4
7	LONGMAN Carolina		5	4	5	4	4	6
8	PIRES Julia Quadros		3	2	3	5	5	8
9	BORGES Elizabeth	S						
10	ULSON Franciane Aparecida							
11	GONCALVES Iara							
13	MAZZINI Marcia		8		7	8	6	1
16	SOUSA Hellen Nazaret		4	3	4	6	3	12

Coach GUTIEREZ FILHO Rubem
Assistant Coach

POL - Poland

No.	Name	Pos	1	2	3	4	5	Pts
1	SUCHOROWSKA Paulina		2	3	5			5
2	SZAROLELEC Monika Paulin		5		1	5	6	4
3	MAZIARZ Lidia	S		4	4	4	5	
4	KRAMEK Aldona	S	1	2	4		3	2
5	LUSZCZYNSKA Pamela		4	5	1	1	2	30
7	KOLTUN Barbara		6	1	3	3	4	8
9	KUCHARSKA Edyta (C)		3	4	6	6	1	22
10	TYLKI Anna	L	L	L	L	L	L	
11	KUBA Karoline		2	6	2	2	3	11
12	TROSZCZYNSKA Magdalena							

Coach PIENKOWSKI Marcin
Assistant Coach

TEAM AND PLAYER PERFORMANCES

Won	Total Atts	No. Name	Scoring Skills	Won	Total Atts	No. Name
40	122	Total Team	Spike	55	140	Total Team
18	41	3 SILVA Natalia		22	50	5 LUSZCZYNSKA Pamela
7	22	8 PIRES Julia Quadros		15	25	9 KUCHARSKA Edyta
7	27	16 SOUSA Hellen Nazaret		6	15	7 KOLTUN Barbara
6	31	Total Team	Block	9	27	Total Team
4	14	16 SOUSA Hellen Nazaret		5	10	9 KUCHARSKA Edyta
2	7	3 SILVA Natalia		4	7	5 LUSZCZYNSKA Pamela
8	101	Total Team	Serve	18	109	Total Team
3	28	7 LONGMAN Carolina		5	21	11 KUBA Karoline
2	15	6 SILVA Daniela		4	16	5 LUSZCZYNSKA Pamela
1	11	3 SILVA Natalia		3	16	1 SUCHOROWSKA Paulina
74		Total Team	Opp. Error	78		Total Team
128	254	Total Team	Total	160	276	Total Team
21	59	3 SILVA Natalia	Best Scorer	30	73	5 LUSZCZYNSKA Pamela

LEGEND

(C) Team Captain

nn Substitute where nn = shirt number of outgoing player

MB Middle Blocker

OS Opposite Spiker

S Setter

n Starting line-up where n= starting position on court

Atts Attempts

No. Shirt Number

Pos Playing Position


WS Wing Spiker

L Substitute Libero

L Libero

Opp Opponent

Pts Points scored



THU 20 JUL 2017

Start List

Start Time 12:30

BRA vs POL

P1

First Refere Halid CERIT (TR)

Second Refere Sema KAYIKCI (TR)

BRA - Brazil

Shirt colour Yellow

No.	Name	Shirt Name	Pos.	Han.	Height	Weight	Highest Reac		Date of Birth	Tournament Totals				
							Spike cm	Block cm		Spik	Bloc	Serv	Total	%
3	SILVA Natalia (C)	SILVA							11 DEC 198	0	0	0	0	0
4	DE SOUZA Simone Nogueira	DE SOUZA	S						30 SEP 1970	1	0	1	2	-199.9
5	FARIA Leticia	FARIA							8 OCT 1988	0	0	0	0	0
6	SILVA Daniela	SILVA							10 JUN 1986	6	2	0	8	-799.9
7	LONGMAN Carolina	LONGMAN							17 JUL 1973	3	0	0	3	-299.9
8	PIRES Julia Quadros	PIRES							7 OCT 1996	3	0	2	5	-499.9
9	BORGES Elizabeth	BORGES	S						9 APR 1988	0	0	0	0	0
10	ULSON Franciane Aparecida	ULSON							27 OCT 198	0	0	0	0	0
11	GONCALVES Iara	GONCALVES							14 MAR 197	0	0	0	0	0
13	MAZZINI Marcia	MAZZINI							23 NOV 197	1	0	0	1	-99.99
16	SOUSA Hellen Nazaret	SOUSA							5 JUL 1992	7	0	1	8	-799.9
Coac GUTIEREZ FILHO Rubem							Assista							

Phase	Opponent	Sets	Points per Set
Preliminary - Group	UKR	0 - 3	19 - 25, 15 - 25, 8 - 25

POL - Poland

Shirt colour Red

No.	Name	Shirt Name	Pos.	Han.	Height	Weight	Highest Reac		Date of Birth	Tournament Totals				
							Spike cm	Block cm		Spik	Bloc	Serv	Total	%
1	SUCHOROWSKA Paulina	SUCHOROWS							11 MAY 199	1	0	2	3	20.00
2	SZAROLELEC Monika Pauli	SZAROLELEC							15 OCT 198	0	0	0	0	0
3	MAZIARZ Lidia	MAZIARZ	S						31 DEC 199	0	0	0	0	0
4	KRAMEK Aldona	KRAMEK	S						29 DEC 199	3	0	4	7	46.67
5	LUSZCZYNSKA Pamela	LUSZCZYNSK							10 OCT 199	11	2	2	15	100.00
7	KOLTUN Barbara	KOLTUN							4 NOV 1992	4	0	0	4	26.67
9	KUCHARSKA Edyta (C)	KUCHARSKA							9 DEC 1977	6	5	1	12	80.00
10	TYLKI Anna	TYLKI	L						18 JUN 1977	0	0	0	0	0
11	KUBA Karoline	KUBA							15 FEB 1996	2	0	0	2	13.33
12	TROSZCZYNSKA Magdalen	TROSZCZYNS							14 AUG 198	0	0	0	0	0
Coac PIENKOWSKI Marcin							Assista							

Phase	Opponent	Sets	Points per Set
Preliminary - Group	USA	1 - 3	15 - 25, 25 - 21, 13 - 25, 22 - 25

LEGEND

%	Percentage of total team s	(C)	Team Captain	BH	Both Handed	Han	Handedness	L	Libero
LH	Left Handed	MB	Middle Blocker	No.	Shirt Number	OS	Opposite Spiker	Pos	Playing Position
PR	Preliminary	RH	Right Handed	S	Setter	WS	Wing Spiker		



THU 20 JUL 2017

Start Time 15:53 - End Time 17:56

Match Duration 2h3

Results

P2

UKR vs USA

1 3

Team	Sets	1	2	3	4	Total
UKR	1	18	25	20	16	79
USA	3	25	22	25	25	97
	Playing Time	25min	31min	31min	25min	1h53

First Refere Halid CERIT (TR)

Second Refere Pinar ELMA (TUR)

UKR - Ukraine

No.	Name	Pos	1	2	3	4	5	Pts
1	TERESHCHUK Oleksandra		1	1	1	1		12
4	ETIEN Tatiana (C)	S	2	2	2	2		2
5	SEMIZENKO Inha		5	5		8		1
8	NAGIBINA Natalia		3	3	3	3		14
9	KASITSKA Yuliya	L	L	L	L	L		
10	MOSIICHUK Iryna							
11	MIROSHNIKOVA Iryna		4	4	4	4		12
12	KOVALCHUK Iryna		6		13	13		1
13	HERIY Olena			5	5	5		3
15	RIDOSH Khrystyna		11	11	11	11		1
17	KASITSKA Angelina	S						
19	BALOH Karina		12	6	6	6		4

Coch KASITSKYI Leonid

Assistant Coach

USA - US of America

No.	Name	Pos	1	2	3	4	5	Pts
1	FROWICK Kali LeAnn		2	2	2	2		10
2	DANIELS Adele		1	1	1	1		6
3	REESE Katelyn Dee		6	6	6	6		9
4	WHITED Ann		3	3		6		1
5	THOMAS Darriyan	L	L	L	L	L		
6	MOUNTY-WEINSTOCK Lud		3	3	3	3		10
7	KONS Jaime Lynn	S						
11	DIPPOLD Megan E							
12	TUBERT Sarah (C)	S	4	4	4	4		4
14	GARRITY Abby		5	5	5	5		24
16	BUNN Cali				1	2		2

Coch BOREN Lynn Ray

Assistant Coach

TEAM AND PLAYER PERFORMANCES

Won	Total Atts	No. Name	Scoring Skills	Won	Total Atts	No. Name
38	111	Total Team	Spike	55	113	Total Team
11	28	8 NAGIBINA Natalia		22	42	14 GARRITY Abby
10	28	11 MIROSHNIKOVA Iryna		9	14	3 REESE Katelyn Dee
10	19	1 TERESHCHUK Oleksandra	Block	8	12	6 MOUNTY-WEINSTOCK Ludmila
4	29	Total Team		6	35	Total Team
1	8	11 MIROSHNIKOVA Iryna		2	10	6 MOUNTY-WEINSTOCK Ludmila
1	4	8 NAGIBINA Natalia		1	5	1 FROWICK Kali LeAnn
1	8	1 TERESHCHUK Oleksandra	Serve	1	5	14 GARRITY Abby
8	80	Total Team		5	96	Total Team
2	17	4 ETIEN Tatiana		2	32	1 FROWICK Kali LeAnn
2	11	8 NAGIBINA Natalia		1	13	12 TUBERT Sarah
1	6	11 MIROSHNIKOVA Iryna		1	4	4 WHITED Ann
55		Total Team	Opp. Error	57		Total Team
105	220	Total Team	Total	123	244	Total Team
14	43	8 NAGIBINA Natalia	Best Scorer	24	56	14 GARRITY Abby

LEGEND

(C) Team Captain

nn Substitute where nn = shirt number of outgoing player

MB Middle Blocker

OS Opposite Spiker

S Setter

n Starting line-up where n= starting position on court

Atts Attempts

No. Shirt Number

Pos Playing Position


WS Wing Spiker

L Substitute Libero

L Libero

Opp Opponent

Pts Points scored



THU 20 JUL 2017

Start List

Start Time 15:00

UKR vs USA

P1

First Refere Halid CERIT (TR)

Second Refere Pinar ELMA (TUR)

UKR - Ukraine

Shirt colour Blue

No.	Name	Shirt Name	Pos.	Han.	Height	Weight	Highest Reac		Date of Birth	Tournament Totals				
							Spike cm	Block cm		Spik	Bloc	Serv	Total	%
1	TERESHCHUK Oleksandra	TERESHCHUK							25 MAR 198	6	0	2	8	17.78
4	ETIEN Tatiana (C)	ETIEN	S						9 MAR 1971	2	0	4	6	13.33
5	SEMIZENKO Inha	SEMIZENKO							23 JUN 1992	1	0	0	1	2.22
8	NAGIBINA Natalia	NAGIBINA							6 APR 1990	5	1	1	7	15.56
9	KASITSKA Yuliya	KASITSKA	L						15 AUG 198	0	0	0	0	0
10	MOSIICHUK Iryna	MOSIICHUK							14 MAR 198	0	0	0	0	0
11	MIROSHNIKOVA Iryna	MIROSHNIKO							28 AUG 198	8	0	0	8	17.78
12	KOVALCHUK Iryna	KOVALCHUK							26 NOV 198	9	0	5	14	31.11
13	HERIY Olena	HERIY							13 FEB 1985	2	1	0	3	6.67
15	RIDOSH Khrystyna	RIDOSH							28 JUN 1993	5	0	2	7	15.56
17	KASITSKA Angelina	KASITSKA	S						6 JUL 1996	0	0	0	0	0
19	BALOH Karina	BALOH							15 SEP 1994	3	0	0	3	6.67

Coac KASITSKYI Leonid

Assista

Phase	Opponent	Sets	Points per Set
Preliminary - Group	BRA	3 - 0	25 - 19, 25 - 15, 25 - 8

USA - US of America

Shirt colour Black

No.	Name	Shirt Name	Pos.	Han.	Height	Weight	Highest Reac		Date of Birth	Tournament Totals				
							Spike cm	Block cm		Spik	Bloc	Serv	Total	%
1	FROWICK Kali LeAnn	FROWICK							18 AUG 199	12	0	1	13	27.66
2	DANIELS Adele	DANIELS							9 JUN 1997	3	0	1	4	8.51
3	REESE Katelyn Dee	REESE							19 MAY 198	8	0	1	9	19.15
4	GARRITY Abby	GARRITY							8 JAN 1997	18	1	1	20	42.55
4	WHITED Ann	WHITED							23 APR 1991	0	0	0	0	0
5	THOMAS Darrivan	THOMAS	L						5 AUG 1996	0	0	0	0	0
6	MOUNTY-WEINSTOCK Lud	MOUNTY							20 MAY 198	5	5	0	10	21.28
7	KONS Jaime Lynn	KONS	S						25 MAY 199	0	0	0	0	0
11	DIPPOLD Megan E	DIPPOLD							3 JAN 1986	0	0	0	0	0
12	TUBERT Sarah (C)	TUBERT	S						16 AUG 199	1	0	1	2	4.26
16	BUNN Cali	BUNN							11 APR 1998	4	0	1	5	10.64

Coac BOREN Lynn Ray

Assista

Phase	Opponent	Sets	Points per Set
Preliminary - Group	POL	3 - 1	25 - 15, 21 - 25, 25 - 13, 25 - 22

LEGEND

% Percentage of total team s (C) Team Captain
LH Left Handed MB Middle Blocker
PR Preliminary RH Right Handed

BH Both Handed
No. Shirt Number
S Setter

Han Handedness
OS Opposite Spiker
WS Wing Spiker

L Libero
Pos Playing Position



SAT 22 JUL 2017

Start Time 12:34 - End Time 13:46

Match Duration 1h12

Results

P2

USA vs BRA
3 0

Team	Sets	1	2	3	Total
USA	3	25	25	25	75
BRA	0	9	14	15	38
	Playing Time	20min	22min	22min	1h5

First Refere Pinar ELMA (TUR)

Second Refere Gurhan GUL (TUR)

USA - US of America								
No.	Name	Pos	1	2	3	4	5	Pts
1	FROWICK Kali LeAnn		6	6				6
2	DANIELS Adele		5	7	6			6
3	REESE Katelyn Dee		4	4	4			11
4	WHITED Ann			1	6			4
5	THOMAS Darriyan	L	L	L	L			
6	MOUNTY-WEINSTOCK Lud		1		1			2
7	KONS Jaime Lynn	S		1	3			
11	DIPPOLD Megan E		3	3				
12	TUBERT Sarah (C)	S	2	2	2			4
14	GARRITY Abby		3	3	3			10
16	BUNN Cali		5	5				6

Coach BOREN Lynn Ray
Assistant Coach

BRA - Brazil								
No.	Name	Pos	1	2	3	4	5	Pts
3	SILVA Natalia		6	1	6			8
4	DE SOUZA Simone Nogueira	S	1	2	1			1
5	FARIA Leticia		5	6				3
6	SILVA Daniela (C)				3			1
7	LONGMAN Carolina				13			
8	PIRES Julia Quadros			3	2			1
9	BORGES Elizabeth	L	L	L	L			
10	ULSON Franciane Aparecida		3	4				1
11	GONCALVES Iara							
13	MAZZINI Marcia		2		5			1
16	SOUSA Hellen Nazaret		4	5	4			4


Coach GUTIEREZ FILHO Rubem
Assistant Coach

TEAM AND PLAYER PERFORMANCES

Won	Total Atts	No. Name	Scoring Skills	Won	Total Atts	No. Name
36	70	Total Team	Spike	15	54	Total Team
8	12	3 REESE Katelyn Dee		7	10	3 SILVA Natalia
6	11	16 BUNN Cali		3	15	16 SOUSA Hellen Nazaret
6	15	14 GARRITY Abby		2	4	5 FARIA Leticia
3	15	Total Team	Block	1	16	Total Team
2	7	3 REESE Katelyn Dee		1	4	16 SOUSA Hellen Nazaret
1	1	12 TUBERT Sarah				
10	73	Total Team	Serve	4	40	Total Team
4	25	14 GARRITY Abby		1	6	13 MAZZINI Marcia
3	19	12 TUBERT Sarah		1	5	3 SILVA Natalia
2	9	2 DANIELS Adele		1	4	10 ULSON Franciane Aparecida
53		Total Team	Opp. Error	32		Total Team
102	158	Total Team	Total	52	110	Total Team
11	23	3 REESE Katelyn Dee	Best Scorer	8	19	3 SILVA Natalia

LEGEND

- (C) Team Captain
- nn Substitute where nn = shirt number of outgoing player
- MB Middle Blocker
- OS Opposite Spiker
- S Setter
- n Starting line-up where n= starting position on court
- Atts Attempts
- No. Shirt Number
- Pos Playing Position
- WS Wing Spiker
- L Substitute Libero
- L Libero
- Opp Opponent
- Pts Points scored



SAT 22 JUL 2017

Start List

Start Time 12:30

USA vs BRA

P1

First Refere Pinar ELMA (TUR)

Second Refere Gurhan GUL (TUR)

USA - US of America

Shirt colour Red

No.	Name	Shirt Name	Pos.	Han.	Height	Weight	Highest Reac		Date of Birth	Tournament Totals					
							Spike cm	Block cm		Spik	Bloc	Serv	Total	%	
1	FROWICK Kali LeAnn	FROWICK							18 AUG 199	19	1	3	23	25.84	
2	DANIELS Adele	DANIELS							9 JUN 1997	9	0	1	10	11.24	
3	REESE Katelyn Dee	REESE							19 MAY 198	17	0	1	18	20.22	
4	WHITED Ann	WHITED							23 APR 1991	0	0	1	1	1.12	
5	THOMAS Darriyan	THOMAS	L						5 AUG 1996	0	0	0	0	0	
6	MOUNTY-WEINSTOCK Lud	MOUNTY							20 MAY 198	13	7	0	20	22.47	
7	KONS Jaime Lynn	KONS	S						25 MAY 199	0	0	0	0	0	
11	DIPPOLD Megan E	DIPPOLD							3 JAN 1986	0	0	0	0	0	
12	TUBERT Sarah (C)	TUBERT	S						16 AUG 199	3	1	2	6	6.74	
14	GARRITY Abby	GARRITY							8 JAN 1997	40	2	2	44	49.44	
16	BUNN Cali	BUNN							11 APR 1998	5	1	1	7	7.87	
Coac BOREN Lynn Ray							Assista								

Phase	Opponent	Sets	Points per Set
Preliminary - Group	POL	3 - 1	25 - 16, 21 - 25, 25 - 13, 25 - 22
Preliminary - Group	UKR	3 - 1	25 - 18, 22 - 25, 25 - 20, 25 - 16

BRA - Brazil


Shirt colour Blue

No.	Name	Shirt Name	Pos.	Han.	Height	Weight	Highest Reac		Date of Birth	Tournament Totals					
							Spike cm	Block cm		Spik	Bloc	Serv	Total	%	
3	SILVA Natalia	SILVA							11 DEC 198	24	4	1	29	138.10	
4	DE SOUZA Simone Nogueira	DE SOUZA	S						30 SEP 1970	3	0	1	4	19.05	
5	FARIA Leticia	FARIA							8 OCT 1988	0	0	0	0	0	
6	SILVA Daniela (C)	SILVA							10 JUN 1986	2	0	2	4	19.05	
7	LONGMAN Carolina	LONGMAN							17 JUL 1973	6	0	3	9	42.86	
8	PIRES Julia Quadros	PIRES							7 OCT 1996	10	0	3	13	61.90	
9	BORGES Elizabeth	BORGES	L						9 APR 1988	0	0	0	0	0	
10	ULSON Franciane Aparecida	ULSON							27 OCT 198	0	0	0	0	0	
11	GONCALVES Iara	GONCALVES							14 MAR 197	0	0	0	0	0	
13	MAZZINI Marcia	MAZZINI							23 NOV 197	2	0	0	2	9.52	
16	SOUSA Hellen Nazaret	SOUSA							5 JUL 1992	14	4	2	20	95.24	
Coac GUTIEREZ FILHO Rubem							Assista								

Phase	Opponent	Sets	Points per Set
Preliminary - Group	UKR	0 - 3	19 - 25, 15 - 25, 8 - 25
Preliminary - Group	POL	2 - 3	25 - 23, 25 - 22, 20 - 25, 19 - 25

LEGEND

%	Percentage of total team s	(C)	Team Captain	BH	Both Handed	Han	Handedness	L	Libero
LH	Left Handed	MB	Middle Blocker	No.	Shirt Number	OS	Opposite Spiker	Pos	Playing Position
PR	Preliminary	RH	Right Handed	S	Setter	WS	Wing Spiker		



SAT 22 JUL 2017
Start Time 14:53 - End Time 17:02
Match Duration 2h8

Results

P2

POL vs UKR
1 3

Team	Sets	1	2	3	4	Total
POL	1	18	16	25	14	73
UKR	3	25	25	22	25	97
	Playing Time	36min	27min	30min	24min	1h59

First Refere Mutlu SECAL (TUR)

Second Refere Sema KAYIKCI (TR)

POL - Poland								
No.	Name	Pos	1	2	3	4	5	Pts
1	SUCHOROWSKA Paulina		2		11	6		1
2	SZAROLELEC Monika Paulin		2	3	2	3		2
3	MAZIARZ Lidia	S		4	1	2		
4	KRAMEK Aldona	S	1	2		3		2
5	LUSZCZYNSKA Pamela		4	5	4	5		18
7	KOLTUN Barbara		6	1	6	1		5
9	KUCHARSKA Edyta (C)		3	4	3	4		10
10	TYLKI Anna	L	L	L	L	L		
11	KUBA Karoline		5	6	5	1		8
12	TROSZCZYNSKA Magdalena			7		7		1

UKR - Ukraine								
No.	Name	Pos	1	2	3	4	5	Pts
1	TERESHCHUK Oleksandra				11	6		3
4	ETIEN Tatiana (C)	S			17	1		2
5	SEMIZENKO Inha		8	4	4	4		14
8	NAGIBINA Natalia		5		5			4
9	KASITSKA Yuliya	L	L	L	L	L		
10	MOSIICHUK Iryna		2	1				2
11	MIROSHNIKOVA Iryna		1	6	6			9
12	KOVALCHUK Iryna			15	5	2		6
13	HERIY Olena		4	3	3	3		9
15	RIDOSH Khrystyna		6	5	12	5		5
17	KASITSKA Angelina	S		10	1			
19	BALOH Karina		3	2	2			7

Coach PIENKOWSKI Marcin
Assistant Coach

Coach KASITSKYI Leonid
Assistant Coach

TEAM AND PLAYER PERFORMANCES

Won	Total Atts	No. Name	Scoring Skills	Won	Total Atts	No. Name
37	108	Total Team	Spike	41	113	Total Team
15	40	5 LUSZCZYNSKA Pamela		12	24	5 SEMIZENKO Inha
8	18	9 KUCHARSKA Edyta		7	11	11 MIROSHNIKOVA Iryna
6	16	11 KUBA Karoline		6	15	12 KOVALCHUK Iryna
6	30	Total Team	Block	7	38	Total Team
2	3	11 KUBA Karoline		3	12	13 HERIY Olena
1	10	9 KUCHARSKA Edyta		1	8	11 MIROSHNIKOVA Iryna
1	3	5 LUSZCZYNSKA Pamela		1	2	8 NAGIBINA Natalia
4	74	Total Team	Serve	13	96	Total Team
2	13	5 LUSZCZYNSKA Pamela		3	11	15 RIDOSH Khrystyna
1	11	4 KRAMEK Aldona		2	13	19 BALOH Karina
1	16	9 KUCHARSKA Edyta		2	8	4 ETIEN Tatiana
49		Total Team	Opp. Error	68		Total Team
96	212	Total Team	Total	129	247	Total Team
18	56	5 LUSZCZYNSKA Pamela	Best Scorer	14	42	5 SEMIZENKO Inha

LEGEND

(C) Team Captain
nn Substitute where nn = shirt number of outgoing player
MB Middle Blocker
OS Opposite Spiker
S Setter
n Starting line-up where n= starting position on court
Atts Attempts
No. Shirt Number
Pos Playing Position
WS Wing Spiker
L Substitute Libero
L Libero
Opp Opponent
Pts Points scored



SAT 22 JUL 2017

Start List

Start Time 15:00

POL vs UKR

P1

First Refere Mutlu SECAL (TUR)

Second Refere Sema KAYIKCI (TR)

POL - Poland

Shirt colour White

No.	Name	Shirt Name	Pos.	Han.	Height	Weight	Highest Reac		Date of Birth	Tournament Totals				
							Spike cm	Block cm		Spik	Bloc	Serv	Total	%
1	SUCHOROWSKA Paulina	SUCHOROWS							11 MAY 1999	3	0	5	8	15.38
2	SZAROLELEC Monika Pauli	SZAROLELEC							15 OCT 1983	3	0	1	4	7.69
3	MAZIARZ Lidia	MAZIARZ	S						31 DEC 1990	0	0	0	0	0
4	KRAMEK Aldona	KRAMEK	S						29 DEC 1999	4	0	5	9	17.31
5	LUSZCZYNSKA Pamela	LUSZCZYNSK							10 OCT 1999	33	6	6	45	86.54
7	KOLTUN Barbara	KOLTUN							4 NOV 1992	10	0	2	13	25.00
9	KUCHARSKA Edyta (C)	KUCHARSKA							9 DEC 1977	21	10	3	34	65.38
10	TYLKI Anna	TYLKI	L						18 JUN 1977	0	0	0	0	0
11	KUBA Karoline	KUBA							15 FEB 1996	8	0	5	13	25.00
12	TROSZCZYNSKA Magdalen	TROSZCZYNS							14 AUG 1988	0	0	0	0	0
Coac		PIENKOWSKI Marcin		Assista										

Phase	Opponent	Sets	Points per Set
Preliminary - Group	USA	1 - 3	16 - 25, 25 - 21, 13 - 25, 22 - 25
Preliminary - Group	BRA	3 - 2	23 - 25, 22 - 25, 25 - 20, 25 - 19

UKR - Ukraine

Shirt colour Blue

No.	Name	Shirt Name	Pos.	Han.	Height	Weight	Highest Reac		Date of Birth	Tournament Totals				
							Spike cm	Block cm		Spik	Bloc	Serv	Total	%
1	TERESHCHUK Oleksandra	TERESHCHUK							25 MAR 1988	16	1	3	20	29.85
4	ETIEN Tatiana (C)	ETIEN	S						9 MAR 1971	2	0	6	8	11.94
5	SEMIZENKO Inha	SEMIZENKO							23 JUN 1992	2	0	0	2	2.99
8	NAGIBINA Natalia	NAGIBINA							6 APR 1990	16	2	3	21	31.34
9	KASITSKA Yuliya	KASITSKA	L						15 AUG 1988	0	0	0	0	0
10	MOSIICHUK Iryna	MOSIICHUK							14 MAR 1988	0	0	0	0	0
11	MIROSHNIKOVA Iryna	MIROSHNIKO							28 AUG 1988	18	1	1	20	29.85
12	KOVALCHUK Iryna	KOVALCHUK							26 NOV 1988	10	0	5	15	22.39
13	HERIY Olena	HERIY							13 FEB 1985	4	2	0	6	8.96
15	RIDOSH Khrystyna	RIDOSH							28 JUN 1993	5	0	3	8	11.94
17	KASITSKA Angelina	KASITSKA	S						6 JUL 1996	0	0	0	0	0
19	BALOH Karina	BALOH							15 SEP 1994	6	0	1	7	10.45
Coac		KASITSKYI Leonid		Assista										

Phase	Opponent	Sets	Points per Set
Preliminary - Group	BRA	3 - 0	25 - 19, 25 - 15, 25 - 8
Preliminary - Group	USA	1 - 3	18 - 25, 25 - 22, 20 - 25, 16 - 25

LEGEND

%	Percentage of total team s	(C)	Team Captain	BH	Both Handed	Han	Handedness	L	Libero
LH	Left Handed	MB	Middle Blocker	No.	Shirt Number	OS	Opposite Spiker	Pos	Playing Position
PR	Preliminary	RH	Right Handed	S	Setter	WS	Wing Spiker		



Medallists

As of TUE 1 AUG 2017 at 16:59

Gold	Silver	Bronze
TUR - Turkey	UKR - Ukraine	RUS - Russia
1 CICEK Hilmi Kaan	0 ANTONYUK Oleg	1 BULEIKO Vladimir
4 PALAZ Emrullah	0 BILOBLOTS'KY Olexandr	2 SALMIN Maxim Ivanovich
5 KUZUCU Mehmet	0 KOSHKAROV Olexsii	3 KUDRYASHOV Alexander Yuryevich
6 GENC Furkan	0 NIKIFOROV Illia	4 ROMANTSOV Pavel
7 SIMSEK Cevat	0 POLTORATSKYI Olexsandr	5 SINELNIKOV Stanislav
8 KARATAS Ridvan	0 PROKHORCHUK Olexsandr	6 PETROCHENKO Aleksey
9 YASAN Hasan	0 RADCHENKO Valerii	7 VESNIN Andrey
10 AKYILDIZ Kadir	0 RENKAS Dmytrii	8 PLESHKEVICH Georgy
11 RAZBONYALI Ahmet Metin	0 TSYMOVSKYY Yegor	9 ELIZOV Dmitrii
12 YIGITER Fatih	0 ZAHORODNII Ihor	10 OKUNEV Sergey Nikolaevich
13 YAGIZ Ozan	0 ZAVIRUKHA Igor	11 SHMYGIN Vladimir
14 KARABICAK Kerim	0 ZELENSKYI Volodymyr	12 SHUVAEV Alexander
16 IMDAT Metin		13 KOMAROV Kirill
17 HAYTA Ersin		14 SIMANOVSKIY Roman




Final Standings

As of TUE 1 AUG 2017 at 16:59

P4

Medal	Rank	Team
Gold	1	TUR - Turkey
Silver	2	UKR - Ukraine
Bronze	3	RUS - Russia
	4	IRI - Iran
	5	BRA - Brazil
	6	ITA - Italy
	7	JPN - Japan
	8	USA - US of America
	9	VEN - Venezuela
	9	POL - Poland



Results Table - Final Round

P4

As of FRI 28 JUL 2017 at 21:33

Match	Phase	Date	Teams	Sets	Points per Set					Total Points	Match Duration	Spectators
					1	2	3	4	5			
38	Quarter-finals	TUE 25 JUL 2017	TUR vs USA	3 - 0	25 - 17	25 - 13	25 - 18			75 - 48	1:15	
40	Quarter-finals	TUE 25 JUL 2017	ITA vs IRI	2 - 3	16 - 25	25 - 19	16 - 25	25 - 18	10 - 15	92 - 102	2:10	
42	Quarter-finals	TUE 25 JUL 2017	JPN vs RUS	0 - 3	18 - 25	18 - 25	21 - 25			57 - 75	1:32	
43	Quarter-finals	TUE 25 JUL 2017	BRA vs UKR	0 - 3	14 - 25	19 - 25	9 - 25			42 - 75	1:15	
49	Semifinals 5-8	WED 26 JUL 2017	USA vs ITA	1 - 3	25 - 23	19 - 25	15 - 25	14 - 25		73 - 98	1:39	
50	Semi-finals	WED 26 JUL 2017	TUR vs IRI	3 - 1	25 - 18	25 - 19	20 - 25	25 - 20		95 - 82	2:03	
51	Semi-finals	WED 26 JUL 2017	RUS vs UKR	1 - 3	19 - 25	25 - 22	17 - 25	20 - 25		81 - 97	1:56	
52	Semifinals 5-8	WED 26 JUL 2017	JPN vs BRA	2 - 3	24 - 26	18 - 25	25 - 19	26 - 24	9 - 15	102 - 109	2:24	
53	Final 7th-8th Place	THU 27 JUL 2017	USA vs JPN	1 - 3	22 - 25	19 - 25	25 - 18	16 - 25		82 - 93	1:51	
55	Final 5th-6th Place	THU 27 JUL 2017	ITA vs BRA	2 - 3	24 - 26	21 - 25	34 - 32	25 - 22	11 - 15	115 - 120	2:29	
57	Bronze-medal Match	FRI 28 JUL 2017	IRI vs RUS	1 - 3	17 - 25	26 - 24	16 - 25	23 - 25		82 - 99	2:07	
60	Gold-medal Match	FRI 28 JUL 2017	TUR vs UKR	3 - 0	25 - 22	25 - 21	25 - 23			75 - 66	1:40	

Statistics of	Average match duration	Average spectators	Total spectators
Preliminary	1h44		
Final Rounds	1h52		
Tournament	1h47		

Quarterfinal Round Semifinal Round Final Round

TUR - Turkey

Match 38, 25 JUL 11:00

USA - US of America

TUR - Turkey 3 - 0

Match 50, 26 JUL 15:30

ITA - Italy

Match 40, 25 JUL 13:00

IRI - Iran

IRI - Iran 3 - 2

TUR - Turkey 3 - 1

Match 60, 28 JUL 17:00

TUR 3 - 0

1 TUR - Turkey

2 UKR - Ukraine

JPN - Japan

Match 42, 25 JUL 15:00

RUS - Russia

RUS - Russia 3 - 0

Match 51, 26 JUL 17:30

BRA - Brazil

Match 43, 25 JUL 17:00

UKR - Ukraine

UKR - Ukraine 3 - 0

UKR - Ukraine 3 - 1

IRI - Iran


Match 57, 28 JUL 11:00

RUS - Russia

RUS 3 - 1

3 RUS - Russia

4 IRI - Iran



Results Table - Final Round

P4

As of FRI 28 JUL 2017 at 21:33

USA - US of America

Match 49, 26 JUL 15:00

ITA - Italy

JPN - Japan

Match 52, 26 JUL 17:30

BRA - Brazil

ITA - Italy 3 - 1

Match 55, 27 JUL 15:00

BRA - Brazil 3 - 2

BRA 3 - 2

5 BRA - Brazil

6 ITA - Italy

USA - US of America

Match 53, 27 JUL 11:00

JPN - Japan

JPN 3 - 1


7 JPN - Japan

8 USA - US of America

LEGEND

Ax x (x=1-4) ranked team from pool A

Bx x (x=1-4) ranked team from pool B



FRI 28 JUL 2017

Start Time 18:01 - End Time 19:42

Match Duration 1h40

Results

P2

TUR vs UKR
3 0

Team	Sets	1	2	3	Total
TUR	3	25	25	25	75
UKR	0	22	21	23	66
	Playing Time	29min	25min	38min	1h34

First Referee: Hakki DEMIRALAY

Second Referee: Akif KABAK

TUR - Turkey

No.	Name	Pos.	1	2	3	4	5	Pts
1	CICEK Hilmi Kaan		4	5	4			20
4	PALAZ Emrullah							
5	KUZUCU Mehmet	L						
6	GENC Furkan	S		12	12			
7	SIMSEK Cevat		6	1	6			3
8	KARATAS Ridvan	S	1	2	1			2
9	YASAN Hasan							
10	AKYILDIZ Kadir		2	3	2			11
11	RAZBONYALI Ahmet Metin		5	6	5			4
12	YIGITER Fatih		3	4	3			4
13	YAGIZ Ozan	L	L	L	L			
14	KARABICAK Kerim							
16	IMDAT Metin							
17	HAYTA Ersin							

UKR - Ukraine

No.	Name	Pos.	1	2	3	4	5	Pts
1	ZAVIRUKHA Igor		6	6	6			3
2	ZELENSKYI Volodymyr		1	1	1			5
4	NIKIFOROV Illia		5	5	5			11
5	BILOBLOTS'KY Olexandr	S	4	4	4			
6	ANTONYUK Oleg	S	2	2	2			
7	ZAHORODNII Ihor			6				2
8	POLTORATSKYI Olexandr		6	1	6			8
9	PROKHORCHUK Olexandr		4	4	4			8
10	TSYMOVSKYY Yegor							
11	KOSHKAROV Olexsii		3	3	3			9
12	RENKAS Dmytrii	L	L	L	L			
13	RADCHENKO Valerii	S						

Coach GARKGI Osman

Assistant Coach

Coach GRYTSIUTA Iurii

Assistant Coach

TEAM AND PLAYER PERFORMANCES

Won	Total Atts	No. Name	Scoring Skills	Won	Total Atts	No. Name
33	67	Total Team	Spike	40	83	Total Team
18	31	1 CICEK Hilmi Kaan		9	15	4 NIKIFOROV Illia
8	13	10 AKYILDIZ Kadir		8	18	11 KOSHKAROV Olexsii
3	10	11 RAZBONYALI Ahmet Metin		8	12	8 POLTORATSKYI Olexandr
6	23	Total Team	Block	5	29	Total Team
4	5	12 YIGITER Fatih		2	4	4 NIKIFOROV Illia
1	3	10 AKYILDIZ Kadir		2	8	2 ZELENSKYI Volodymyr
1	6	1 CICEK Hilmi Kaan		1	10	9 PROKHORCHUK Olexandr
5	74	Total Team	Serve	1	67	Total Team
2	14	10 AKYILDIZ Kadir		1	20	11 KOSHKAROV Olexsii
1	19	8 KARATAS Ridvan				
1	9	11 RAZBONYALI Ahmet Metin				
52		Total Team	Opp. Error	31		Total Team
96	164	Total Team	Total	77	179	Total Team
20	49	1 CICEK Hilmi Kaan	Best Scorer	11	23	4 NIKIFOROV Illia

LEGEND

(C) Team Captain

nn Substitute where nn = shirt number of outgoing player

MB Middle Blocker

OS Opposite Spiker

S Setter

n Starting line-up where n= starting position on court

Atts Attempts

No. Shirt Number

Pos Playing Position

WS Wing Spiker

L Substitute Libero

L Libero

Opp. Opponent

Pts Points scored



FRI 28 JUL 2017

Start Time 18:01 - End Time 19:42

Match Duration: 1h40

Match Statistics

P3

TUR vs UKR

3 0

Team	Sets	1	2	3	Total
TUR	3	25	25	25	75
UKR	0	22	21	23	66
	Playing Time	29min	25min	38min	1h34

First Referee: Hakki DEMIRALAY

Second Referee: Akif KABAK

TUR - Turkey

Scoring Spike	Rk	No.	Name	Spikes	Faults	Shots	Total Attempts	Eff %	
	1	10	AKYILDIZ Kadir	8	1	4	13	53.85	
	2	1	CICEK Hilmi Kaan	18	4	9	31	45.16	
	3	7	SIMSEK Cevat	3	1	3	7	28.57	
	4	8	KARATAS Ridvan	1	-	3	4	25.00	
		11	RAZBONYALI Ahmet Metin	3	4	3	10		
		12	YIGITER Fatih	-	1	1	2		
		4	PALAZ Emrullah	-	-	-	-		
		5	KUZUCU Mehmet	-	-	-	-		
		6	GENC Furkan	-	-	-	-		
		9	YASAN Hasan	-	-	-	-		
		13	YAGIZ Ozan	-	-	-	-		
		14	KARABICAK Kerim	-	-	-	-		
		16	IMDAT Metin	-	-	-	-		
		17	HAYTA Ersin	-	-	-	-		
	Limit								
	15.00%								
	Team Totals				33	11	23	67	32.84

Scoring Block	Rk	No.	Name	Kill Blocks	Faults	Rebounds	Total Attempts	Avg. by Set	
	1	12	YIGITER Fatih	4	-	1	5	1.33	
	2	1	CICEK Hilmi Kaan	1	1	4	6	0.33	
	2	10	AKYILDIZ Kadir	1	1	1	3	0.33	
		7	SIMSEK Cevat	-	2	1	3		
		8	KARATAS Ridvan	-	2	1	3		
		13	YAGIZ Ozan	-	-	3	3		
		4	PALAZ Emrullah	-	-	-	-		
		5	KUZUCU Mehmet	-	-	-	-		
		6	GENC Furkan	-	-	-	-		
		9	YASAN Hasan	-	-	-	-		
		11	RAZBONYALI Ahmet Metin	-	-	-	-		
		14	KARABICAK Kerim	-	-	-	-		
		16	IMDAT Metin	-	-	-	-		
		17	HAYTA Ersin	-	-	-	-		
	Team Totals				6	6	11	23	2.00

Scoring Service	Rk	No.	Name	Aces	Faults	Serve Hits	Total Attempts	Avg. by Set	
	1	10	AKYILDIZ Kadir	2	3	9	14	0.67	
	2	8	KARATAS Ridvan	1	4	14	19	0.33	
	2	1	CICEK Hilmi Kaan	1	1	10	12	0.33	
	2	11	RAZBONYALI Ahmet Metin	1	1	7	9	0.33	
		12	YIGITER Fatih	-	2	8	10		
		7	SIMSEK Cevat	-	2	6	8		
		6	GENC Furkan	-	-	2	2		
		4	PALAZ Emrullah	-	-	-	-		
		5	KUZUCU Mehmet	-	-	-	-		
		9	YASAN Hasan	-	-	-	-		
		13	YAGIZ Ozan	-	-	-	-		
		14	KARABICAK Kerim	-	-	-	-		
		16	IMDAT Metin	-	-	-	-		
		17	HAYTA Ersin	-	-	-	-		
	Team Totals				5	13	56	74	1.67

Team	Opponent Errors & Team Faults	52	-		
------	-------------------------------	----	---	--	--

VBM400101_83 1.0

Page 1 / 4

Report Created FRI 28 JUL 2017 20:00



FRI 28 JUL 2017

Start Time 18:01 - End Time 19:42

Match Duration: 1h40

Match Statistics


P3

TUR - Turkey

Non-Scoring Dig	Rk	No.	Name	Digs	Faults	Receptions	Total Attempts	Avg. by Set	
		13	YAGIZ Ozan	-	3	-	3		
		1	CICEK Hilmi Kaan	-	-	2	2		
		10	AKYILDIZ Kadir	-	1	1	2		
		11	RAZBONYALI Ahmet Metin	-	1	1	2		
		7	SIMSEK Cevat	-	-	1	1		
		4	PALAZ Emrullah	-	-	-	-		
		5	KUZUCU Mehmet	-	-	-	-		
		6	GENC Furkan	-	-	-	-		
		8	KARATAS Ridvan	-	-	-	-		
		9	YASAN Hasan	-	-	-	-		
		12	YIGITER Fatih	-	-	-	-		
		14	KARABICAK Kerim	-	-	-	-		
		16	IMDAT Metin	-	-	-	-		
		17	HAYTA Ersin	-	-	-	-		
	Team Totals				-	5	5	10	

Non-Scoring Set	Rk	No.	Name	Running Sets	Faults	Still Sets	Total Attempts	Avg. by Set	
		8	KARATAS Ridvan	-	-	36	36		
		6	GENC Furkan	-	-	1	1		
		1	CICEK Hilmi Kaan	-	-	-	-		
		4	PALAZ Emrullah	-	-	-	-		
		5	KUZUCU Mehmet	-	-	-	-		
		7	SIMSEK Cevat	-	-	-	-		
		9	YASAN Hasan	-	-	-	-		
		10	AKYILDIZ Kadir	-	-	-	-		
		11	RAZBONYALI Ahmet Metin	-	-	-	-		
		12	YIGITER Fatih	-	-	-	-		
		13	YAGIZ Ozan	-	-	-	-		
		14	KARABICAK Kerim	-	-	-	-		
		16	IMDAT Metin	-	-	-	-		
		17	HAYTA Ersin	-	-	-	-		
	Team Totals				-	-	37	37	

Non-Scoring Reception	Rk	No.	Name	Excellents	Faults	Serve Receptions	Total Attempts	Succ. %	
		13	YAGIZ Ozan	1	-	36	37		
		11	RAZBONYALI Ahmet Metin	-	1	8	9		
		10	AKYILDIZ Kadir	-	-	8	8		
		1	CICEK Hilmi Kaan	-	-	-	-		
		4	PALAZ Emrullah	-	-	-	-		
		5	KUZUCU Mehmet	-	-	-	-		
		6	GENC Furkan	-	-	-	-		
		7	SIMSEK Cevat	-	-	-	-		
		8	KARATAS Ridvan	-	-	-	-		
		9	YASAN Hasan	-	-	-	-		
		12	YIGITER Fatih	-	-	-	-		
		14	KARABICAK Kerim	-	-	-	-		
		16	IMDAT Metin	-	-	-	-		
		17	HAYTA Ersin	-	-	-	-		
	Limit								
	25.00%				1	1	52	54	



FRI 28 JUL 2017

Start Time 18:01 - End Time 19:42

Match Duration: 1h40

Match Statistics

P3

UKR - Ukraine

Scoring Spike	Rk	No.	Name	Spikes	Faults	Shots	Total Attempts	Eff %
	1	7	ZAHORODNII Ihor	2	-	-	2	100.00
	2	4	NIKIFOROV Illia	9	2	4	15	46.67
	3	8	POLTORATSKYI Olexandr	8	3	1	12	41.67
	4	9	PROKHORCHUK Olexandr	7	2	4	13	38.46
		11	KOSHKAROV Olexsii	8	6	4	18	
		1	ZAVIRUKHA Igor	3	3	8	14	
		2	ZELENSKYI Volodymyr	3	3	2	8	
		6	ANTONYUK Oleg	-	-	1	1	
		5	BILOBLOTS'KY Olexandr	-	-	-	-	
		10	TSYMOVSKYY Yegor	-	-	-	-	
		12	RENKAS Dmytrii	-	-	-	-	
		13	RADCHENKO Valerii	-	-	-	-	
	Limit							
15.00%	Team Totals			40	19	24	83	25.30

Scoring Block	Rk	No.	Name	Kill Blocks	Faults	Rebounds	Total Attempts	Avg. by Set
	1	2	ZELENSKYI Volodymyr	2	2	4	8	0.67
	1	4	NIKIFOROV Illia	2	1	1	4	0.67
	3	9	PROKHORCHUK Olexandr	1	6	3	10	0.33
		11	KOSHKAROV Olexsii	-	4	-	4	
		1	ZAVIRUKHA Igor	-	2	-	2	
		6	ANTONYUK Oleg	-	-	1	1	
		5	BILOBLOTS'KY Olexandr	-	-	-	-	
		7	ZAHORODNII Ihor	-	-	-	-	
		8	POLTORATSKYI Olexandr	-	-	-	-	
		10	TSYMOVSKYY Yegor	-	-	-	-	
		12	RENKAS Dmytrii	-	-	-	-	
		13	RADCHENKO Valerii	-	-	-	-	
	Team Totals				5	15	9	29

Scoring Service	Rk	No.	Name	Aces	Faults	Serve Hits	Total Attempts	Avg. by Set
	1	11	KOSHKAROV Olexsii	1	1	18	20	0.33
		6	ANTONYUK Oleg	-	1	9	10	
		9	PROKHORCHUK Olexandr	-	6	4	10	
		2	ZELENSKYI Volodymyr	-	2	7	9	
		8	POLTORATSKYI Olexandr	-	1	6	7	
		4	NIKIFOROV Illia	-	1	3	4	
		5	BILOBLOTS'KY Olexandr	-	-	4	4	
		1	ZAVIRUKHA Igor	-	-	3	3	
		7	ZAHORODNII Ihor	-	-	-	-	
		10	TSYMOVSKYY Yegor	-	-	-	-	
		12	RENKAS Dmytrii	-	-	-	-	
		13	RADCHENKO Valerii	-	-	-	-	
	Team Totals				1	12	54	67

Team	Opponent Errors & Team Faults			
		31	-	



FRI 28 JUL 2017

Start Time 18:01 - End Time 19:42

Match Duration: 1h40

Match Statistics

P3

UKR - Ukraine

Non-Scoring Dig	Rk	No.	Name	Digs	Faults	Receptions	Total Attempts	Avg. by Set
		8	POLTORATSKYI Oleksandr	-	-	2	2	
		12	RENKAS Dmytrii	-	1	1	2	
		1	ZAVIRUKHA Igor	-	1	-	1	
		4	NIKIFOROV Illia	-	1	-	1	
		11	KOSHKAROV Oleksii	-	1	-	1	
		2	ZELENSKYI Volodymyr	-	-	-	-	
		5	BILOBLOTS'KY Olexandr	-	-	-	-	
		6	ANTONYUK Oleg	-	-	-	-	
		7	ZAHORODNII Ihor	-	-	-	-	
		9	PROKHORCHUK Oleksandr	-	-	-	-	
		10	TSYMOVSKYY Yegor	-	-	-	-	
		13	RADCHENKO Valerii	-	-	-	-	
	Team Totals				-	4	3	7

Non-Scoring Set	Rk	No.	Name	Running Sets	Faults	Still Sets	Total Attempts	Avg. by Set
		6	ANTONYUK Oleg	-	-	34	34	
		5	BILOBLOTS'KY Olexandr	-	1	4	5	
		4	NIKIFOROV Illia	-	1	1	2	
		2	ZELENSKYI Volodymyr	-	1	-	1	
		9	PROKHORCHUK Oleksandr	-	-	1	1	
		11	KOSHKAROV Oleksii	-	-	1	1	
		1	ZAVIRUKHA Igor	-	-	-	-	
		7	ZAHORODNII Ihor	-	-	-	-	
		8	POLTORATSKYI Oleksandr	-	-	-	-	
		10	TSYMOVSKYY Yegor	-	-	-	-	
		12	RENKAS Dmytrii	-	-	-	-	
		13	RADCHENKO Valerii	-	-	-	-	
	Team Totals				-	3	41	44

Non-Scoring Reception	Rk	No.	Name	Excellents	Faults	Serve Receptions	Total Attempts	Succ. %
		12	RENKAS Dmytrii	2	3	25	30	
		8	POLTORATSKYI Oleksandr	1	1	14	16	
		11	KOSHKAROV Oleksii	-	1	10	11	
		1	ZAVIRUKHA Igor	-	-	3	3	
		6	ANTONYUK Oleg	-	-	1	1	
		2	ZELENSKYI Volodymyr	-	-	-	-	
		4	NIKIFOROV Illia	-	-	-	-	
		5	BILOBLOTS'KY Olexandr	-	-	-	-	
		7	ZAHORODNII Ihor	-	-	-	-	
		9	PROKHORCHUK Oleksandr	-	-	-	-	
		10	TSYMOVSKYY Yegor	-	-	-	-	
		13	RADCHENKO Valerii	-	-	-	-	
	Limit							
25.00%				3	5	53	61	

LEGEND

Avg. Average Eff. Efficiency No. Shirt Number Rk Rank Succ Success %



FRI 28 JUL 2017

Start Time 18:01 - End Time 19:42

Match Duration: 1h40

Play by Play

TUR vs UKR
3 0

Team	Sets	1	2	3	Total
TUR	3	25	25	25	75
UKR	0	22	21	23	66
	Playing Time	29min	25min	38min	1h34

First Referee: Hakki DEMIRALAY

Second Referee: Akif KABAK

1st Set

Rally	TUR - Turkey			Lead	Score	Lead	UKR - Ukraine		
1	Serve	8 KARATAS	Serve Hit						
	Spike	10 AKYILDIZ	Spike	+	1	1-0			
2	Serve	8 KARATAS	Serve Hit						
	Block	12 YIGITER	Kill Block				Spike	11 KOSHKAROV	Fault
3	Point	TEAM	Point	+	2	2-0			
4	Serve	8 KARATAS	Serve Hit						
				+	1	2-1	Spike	4 NIKIFOROV	Spike
5	Spike	1 CICEK	Spike				Serve	6 ANTONYUK	Serve Hit
			Opp. Error	+	2	3-1	Block	4 NIKIFOROV	Fault
6	Serve	10 AKYILDIZ	Ace						
			Opp. Error				Reception	12 RENKAS	Reception Fault
7	Point	TEAM	Point	+	3	4-1			
8	Serve	10 AKYILDIZ	Serve Hit						
				+	2	4-2	Spike	1 ZAVIRUKHA	Spike
9			Opp. Error				Serve	11 KOSHKAROV	Serve Hit
							Spike	11 KOSHKAROV	Fault
10	Point	TEAM	Point	+	3	5-2			
11	Serve	12 YIGITER	Serve Hit						
				+	2	5-3	Spike	1 ZAVIRUKHA	Spike
12			Opp. Error				Serve	9 PROKHORCHUK	Fault
13	Serve	1 CICEK	Serve Hit						
				+	2	6-4	Spike	2 ZELENSKYI	Spike
14	Spike	1 CICEK	Spike				Serve	4 NIKIFOROV	Serve Hit
			Opp. Error	+	3	7-4	Dig	4 NIKIFOROV	Fault
15	Serve	11 RAZBONYALI	Serve Hit						
			Opp. Error				Spike	2 ZELENSKYI	Fault
16	Point	TEAM	Point	+	4	8-4			
17	Serve	11 RAZBONYALI	Serve Hit						
	Spike	10 AKYILDIZ	Fault				Block	2 ZELENSKYI	Kill Block
18							+	Point	TEAM
19	Spike	10 AKYILDIZ	Spike					Serve	1 ZAVIRUKHA
			Opp. Error	+	4	9-5		Block	11 KOSHKAROV
20	Serve	7 SIMSEK	Serve Hit						
			Opp. Error				Spike	11 KOSHKAROV	Fault
21	Point	TEAM	Point	+	5	10-5			
22	Serve	7 SIMSEK	Serve Hit						
	Block	12 YIGITER	Kill Block				Spike	2 ZELENSKYI	Fault
23	Point	TEAM	Point	+	6	11-5			
24	Serve	7 SIMSEK	Fault						
				+	5	11-6			Opp. Error



FRI 28 JUL 2017

Play by Play

Start Time 18:01 - End Time 19:42

Match Duration: 1h40

1st Set

Rally	TUR - Turkey			Lead	Score	Lead	UKR - Ukraine			
25			Opp. Error	+	6	12-6		Serve	2 ZELENSKYI	Fault
26	Serve	8 KARATAS	Fault		+	5	12-7			Opp. Error
27								Serve	6 ANTONYUK	Serve Hit
28	Spike	1 CICEK	Spike	+	6	13-7				
29	Serve	10 AKYILDIZ	Serve Hit		+	5	13-8	Spike	9 PROKHORCHUK	Spike
30								Serve	11 KOSHKAROV	Serve Hit
31	Spike	11 RAZBONYALI	Fault							Opp. Error
32					4	13-9	+	Point	TEAM	Point
33	Serve	12 YIGITER	Fault					Serve	11 KOSHKAROV	Serve Hit
34			Opp. Error					Spike	1 ZAVIRUKHA	Fault
35	Point	TEAM	Point	+	5	14-9				
36	Serve	7 SIMSEK	Fault		+	4	14-10			Opp. Error
37								Serve	9 PROKHORCHUK	Serve Hit
38	Spike	1 CICEK	Spike	+	5	15-10				
39	Serve	1 CICEK	Serve Hit		+	4	15-11	Spike	4 NIKIFOROV	Spike
40								Serve	4 NIKIFOROV	Serve Hit
41			Opp. Error					Block	1 ZAVIRUKHA	Fault
42	Point	TEAM	Point	+	5	16-11				
43	Serve	11 RAZBONYALI	Fault		+	4	16-12			Opp. Error
44								Serve	1 ZAVIRUKHA	Serve Hit
45	Spike	1 CICEK	Spike	+	5	17-12				
46	Serve	7 SIMSEK	Fault		+	4	17-13			Opp. Error
47								Serve	2 ZELENSKYI	Serve Hit
48	Spike	1 CICEK	Spike	+	5	18-13				
49	Serve	8 KARATAS	Serve Hit		+	4	18-14	Spike	9 PROKHORCHUK	Spike
50								Serve	6 ANTONYUK	Serve Hit
51	Spike	1 CICEK	Fault					Block	9 PROKHORCHUK	Fault
52										
53					3	18-15	+	Point	TEAM	Point
54								Serve	6 ANTONYUK	Serve Hit
55	Dig	11 RAZBONYALI	Fault					Spike	11 KOSHKAROV	Spike
56					+	2	18-16			Opp. Error
57			Time Out							
58								Serve	6 ANTONYUK	Serve Hit
59	Spike	1 CICEK	Spike	+	3	19-16		Block	9 PROKHORCHUK	Fault
60	Serve	10 AKYILDIZ	Serve Hit		+	2	19-17			
61								Spike	4 NIKIFOROV	Spike
62								Serve	11 KOSHKAROV	Serve Hit
63								Spike	9 PROKHORCHUK	Spike
64								Serve	11 KOSHKAROV	Serve Hit
65	Spike	11 RAZBONYALI	Fault							Opp. Error
66								Point	TEAM	Point
67								Serve	11 KOSHKAROV	Serve Hit
68	Spike	11 RAZBONYALI	Spike					Dig	1 ZAVIRUKHA	Fault
69			Opp. Error	+	1	20-19				



FRI 28 JUL 2017

Play by Play

Start Time 18:01 - End Time 19:42

Match Duration: 1h40

1st Set

Rally	TUR - Turkey			Lead	Score	Lead	UKR - Ukraine			
52	Serve Spike	12 YIGITER 7 SIMSEK	Serve Hit Spike Opp. Error	+	2	21-19		Block	9 PROKHORCHUK	Fault
										Time Out
53	Serve Block	12 YIGITER 7 SIMSEK	Serve Hit Fault	+	1	21-20		Spike	9 PROKHORCHUK	Spike Opp. Error
54			Opp. Error	+	2	22-20		Serve	9 PROKHORCHUK	Fault
55	Serve	1 CICEK	Serve Hit Opp. Error					Spike	4 NIKIFOROV	Fault
56	Point	TEAM	Point	+	3	23-20				
57	Serve Spike	1 CICEK 11 RAZBONYALI	Serve Hit Spike Opp. Error	+	4	24-20		Dig	11 KOSHKAROV	Fault
										Time Out
58	Serve	1 CICEK	Fault	+	3	24-21				Opp. Error
								Sub.	4 NIKIFOROV	Out
								Sub.	5 BILOBLOTS'KY	In
								Sub.	6 ANTONYUK	Out
								Sub.	8 POLTORATSKYI	In
59								Serve	5 BILOBLOTS'KY	Serve Hit Opp. Error
60	Spike	1 CICEK	Fault							Point
					2	24-22	+	Point	TEAM	Point
										Time Out
61			Opp. Error					Serve Spike	5 BILOBLOTS'KY 1 ZAVIRUKHA	Serve Hit Fault
62	Point	TEAM	Point	+	3	25-22				

2nd Set

Rally	TUR - Turkey			Lead	Score	Lead	UKR - Ukraine			
1			Opp. Error	+	1	1-0		Serve	2 ZELENSKYI	Fault
2	Serve	8 KARATAS	Fault	+		1-1				Opp. Error
3	Spike	1 CICEK	Spike	+	1	2-1		Serve	6 ANTONYUK	Serve Hit
4	Serve Block	10 AKYILDIZ 12 YIGITER	Serve Hit Kill Block					Spike	4 NIKIFOROV	Fault
5	Point	TEAM	Point	+	2	3-1				
6	Serve	10 AKYILDIZ	Fault	+	1	3-2				Opp. Error
7			Opp. Error	+	2	4-2		Serve	11 KOSHKAROV	Fault
8	Serve Block	12 YIGITER 1 CICEK	Serve Hit Kill Block					Spike	1 ZAVIRUKHA	Fault
9	Point	TEAM	Point	+	3	5-2				
10	Serve	12 YIGITER	Serve Hit	+	2	5-3		Spike	9 PROKHORCHUK	Spike



FRI 28 JUL 2017

Play by Play

Start Time 18:01 - End Time 19:42

Match Duration: 1h40

2nd Set

Rally	TUR - Turkey				Lead	Score	Lead	UKR - Ukraine		
11	Spike	7 SIMSEK	Spike	+	3	6-3		Serve	9 PROKHORCHUK	Serve Hit
12	Serve	1 CICEK	Serve Hit		2	6-4		Spike	2 ZELENSKYI	Spike
13			Opp. Error	+	3	7-4		Serve	4 NIKIFOROV	Fault
14	Serve	11 RAZBONYALI	Serve Hit	+	2	7-5		Spike	1 ZAVIRUKHA	Spike
								Sub.	1 ZAVIRUKHA	Out
								Sub.	8 POLTORATSKYI	In
15	Spike	7 SIMSEK	Fault					Serve	8 POLTORATSKYI	Serve Hit
16					1	7-6		Block	2 ZELENSKYI	Kill Block
17	Spike	10 AKYILDIZ	Spike	+	2	8-6		Point	TEAM	Point
18	Serve	7 SIMSEK	Serve Hit	+	1	8-7		Serve	8 POLTORATSKYI	Serve Hit
19	Spike	1 CICEK	Fault					Block	2 ZELENSKYI	Fault
20						8-8		Spike	11 KOSHKAROV	Spike
21	Spike	10 AKYILDIZ	Spike	+	1	9-8		Serve	2 ZELENSKYI	Serve Hit
22	Serve	8 KARATAS	Serve Hit					Serve	2 ZELENSKYI	Serve Hit
			Opp. Error	+	2	10-8		Block	9 PROKHORCHUK	Kill Block
23	Serve	8 KARATAS	Ace					Point	TEAM	Point
24	Point	TEAM	Point	+	3	11-8		Block	9 PROKHORCHUK	Kill Block
25	Serve	8 KARATAS	Fault		2	11-9		Serve	6 ANTONYUK	Opp. Error
26	Spike	10 AKYILDIZ	Spike	+	3	12-9		Block	11 KOSHKAROV	Serve Hit
27	Serve	10 AKYILDIZ	Serve Hit	+	2	12-10		Serve	11 KOSHKAROV	Serve Hit
28	Spike	1 CICEK	Spike	+	3	13-10		Block	9 PROKHORCHUK	Fault
29	Serve	12 YIGITER	Serve Hit					Spike	8 POLTORATSKYI	Spike
30	Dig	10 AKYILDIZ	Fault	+	2	13-11		Serve	9 PROKHORCHUK	Fault
			Opp. Error	+	3	14-11		Serve	9 PROKHORCHUK	Fault
31	Serve	1 CICEK	Serve Hit					Spike	2 ZELENSKYI	Fault
32	Point	TEAM	Point	+	4	15-11		Serve	9 PROKHORCHUK	Fault
33	Serve	1 CICEK	Serve Hit					Set	2 ZELENSKYI	Fault
			Opp. Error	+	5	16-11		Serve	9 PROKHORCHUK	Fault
34	Serve	1 CICEK	Serve Hit					Spike	8 POLTORATSKYI	Spike
	Dig	13 YAGIZ	Fault	+	4	16-12		Serve	9 PROKHORCHUK	Fault
								Sub.	4 NIKIFOROV	Out



FRI 28 JUL 2017

Play by Play

Start Time 18:01 - End Time 19:42

Match Duration: 1h40

2nd Set

Rally	TUR - Turkey			Lead	Score	Lead	UKR - Ukraine			
							Sub.	5 BILOBLOTS'KY	In	
							Sub.	6 ANTONYUK	Out	
							Sub.	7 ZAHORODNII	In	
35			Opp. Error				Serve	5 BILOBLOTS'KY	Serve Hit	
							Block	2 ZELENSKYI	Fault	
36	Point	TEAM	Point	+	5	17-12				
37	Serve	11 RAZBONYALI	Serve Hit							
	Block	7 SIMSEK	Fault	+	4	17-13	Spike	7 ZAHORODNII	Spike Opp. Error	
38			Opp. Error				Serve	8 POLTORATSKYI	Serve Hit	
							Spike	8 POLTORATSKYI	Fault	
39	Point	TEAM	Point	+	5	18-13				
40	Serve	7 SIMSEK	Serve Hit							
				+	4	18-14	Spike	7 ZAHORODNII	Spike	
41			Opp. Error				Serve	2 ZELENSKYI	Serve Hit	
	Block	8 KARATAS	Fault	+	3	18-15	Spike	11 KOSHKAROV	Spike Opp. Error	
42	Spike	1 CICEK	Spike Opp. Error	+	4	19-15	Serve	2 ZELENSKYI	Serve Hit	
							Block	11 KOSHKAROV	Fault	
43	Serve	8 KARATAS	Serve Hit Opp. Error				Spike	8 POLTORATSKYI	Fault	
44	Point	TEAM	Point	+	5	20-15				
									Time Out	
45	Serve	8 KARATAS	Serve Hit				Block	9 PROKHORCHUK	Fault	
	Spike	1 CICEK	Spike Opp. Error	+	6	21-15				
46	Serve	8 KARATAS	Serve Hit Opp. Error				Spike	8 POLTORATSKYI	Fault	
47	Point	TEAM	Point	+	7	22-15				
48	Serve	8 KARATAS	Serve Hit							
	Block	10 AKYILDIZ	Fault	+	6	22-16	Spike	8 POLTORATSKYI	Spike Opp. Error	
							Sub.	6 ANTONYUK	In	
							Sub.	7 ZAHORODNII	Out	
							Sub.	4 NIKIFOROV	In	
							Sub.	5 BILOBLOTS'KY	Out	
49			Opp. Error	+	7	23-16	Serve	6 ANTONYUK	Fault	
50	Serve	10 AKYILDIZ	Serve Hit							
	Block	1 CICEK	Fault	+	6	23-17	Spike	4 NIKIFOROV	Spike Opp. Error	
51				+	5	23-18	Serve	11 KOSHKAROV	Serve Hit	
							Spike	4 NIKIFOROV	Spike	
			Time Out							
52				+	4	23-19	Serve	11 KOSHKAROV	Serve Hit	
							Spike	9 PROKHORCHUK	Spike	
53	Reception	11 RAZBONYALI	Reception Fault				Serve	11 KOSHKAROV	Ace Opp. Error	
54					3	23-20	+	Point	TEAM	Point
55							Serve	11 KOSHKAROV	Serve Hit	
	Spike	1 CICEK	Spike Opp. Error	+	4	24-20	Block	9 PROKHORCHUK	Fault	
	Sub.	6 GENC	In							

VBM400101_69 1.0

Page 5 / 8

Report Created FRI 28 JUL 2017 19:54



FRI 28 JUL 2017

Play by Play

Start Time 18:01 - End Time 19:42

Match Duration: 1h40

2nd Set

Rally	TUR - Turkey			Lead	Score	Lead	UKR - Ukraine			
	Sub.	12 YIGITER	Out							
56	Serve	6 GENC	Serve Hit	+	3	24-21		Spike	4 NIKIFOROV	Spike
57	Spike	7 SIMSEK	Spike	+	4	25-21		Serve	9 PROKHORCHUK	Serve Hit

3rd Set

Rally	TUR - Turkey			Lead	Score	Lead	UKR - Ukraine				
1	Serve	8 KARATAS	Serve Hit	+	1	1-0					
2	Spike	1 CICEK	Spike	+							
	Serve	8 KARATAS	Serve Hit	+		1-1		Spike	11 KOSHKAROV	Spike	
3								Serve	6 ANTONYUK	Serve Hit	
	Spike	10 AKYILDIZ	Spike	+	1	2-1		Block	9 PROKHORCHUK	Fault	
4											
	Serve	10 AKYILDIZ	Serve Hit	+	2	3-1		Dig	12 RENKAS	Fault	
	Spike	1 CICEK	Spike	+							
5	Serve	10 AKYILDIZ	Serve Hit	+	3	4-1					
	Spike	1 CICEK	Spike	+							
6	Serve	10 AKYILDIZ	Serve Hit	+	2	4-2		Spike	4 NIKIFOROV	Spike	
7								Serve	11 KOSHKAROV	Serve Hit	
	Spike	11 RAZBONYALI	Spike	+	3	5-2					
8	Serve	12 YIGITER	Serve Hit	+	2	5-3		Spike	11 KOSHKAROV	Spike	
9								Serve	9 PROKHORCHUK	Serve Hit	
	Spike	11 RAZBONYALI	Fault					Block	4 NIKIFOROV	Kill Block	
10					1	5-4	+	Point	TEAM	Point	
11					2	6-4		Serve	9 PROKHORCHUK	Fault	
			Opp. Error	+							
12	Serve	1 CICEK	Serve Hit	+	1	6-5		Spike	8 POLTORATSKYI	Spike	
13								Serve	4 NIKIFOROV	Serve Hit	
	Spike	1 CICEK	Spike	+	2	7-5					
14	Serve	11 RAZBONYALI	Serve Hit	+	1	7-6		Spike	4 NIKIFOROV	Spike	
15								Serve	8 POLTORATSKYI	Serve Hit	
	Dig	13 YAGIZ	Fault					Spike	11 KOSHKAROV	Spike	
										Opp. Error	
16								Serve	8 POLTORATSKYI	Serve Hit	
								Spike	11 KOSHKAROV	Spike	
17								Serve	8 POLTORATSKYI	Fault	
			Opp. Error	+		8-8					
18	Serve	7 SIMSEK	Serve Hit								
	Spike	12 YIGITER	Fault							Opp. Error	
19						8-9	1	+	Point	TEAM	Point
20								Serve	2 ZELENSKYI	Serve Hit	
	Block	10 AKYILDIZ	Kill Block					Spike	11 KOSHKAROV	Fault	
21	Point	TEAM	Point	+		9-9					



FRI 28 JUL 2017

Play by Play

Start Time 18:01 - End Time 19:42

Match Duration: 1h40

3rd Set

Rally	TUR - Turkey			Lead	Score	Lead	UKR - Ukraine				
22	Serve	8 KARATAS	Serve Hit Opp. Error				Spike	11 KOSHKAROV	Fault		
23	Point	TEAM	Point	+	1	10-9					
24	Serve	8 KARATAS	Serve Hit			10-10	Spike	11 KOSHKAROV	Spike		
25	Spike	10 AKYILDIZ	Spike Opp. Error	+	1	11-10	Serve Block	6 ANTONYUK 11 KOSHKAROV	Serve Hit Fault		
26	Serve	10 AKYILDIZ	Ace Opp. Error				Reception	12 RENKAS	Reception Fault		
27	Point	TEAM	Point	+	2	12-10					
28	Serve	10 AKYILDIZ	Fault						Opp. Error		
29				+		12-12	Serve Spike	11 KOSHKAROV 8 POLTORATSKYI	Serve Hit Spike		
30	Dig	13 YAGIZ	Fault			12-13	1	Serve Spike	11 KOSHKAROV 8 POLTORATSKYI	Serve Hit Spike Opp. Error	
			Time Out								
31				+		12-14	2	Serve Spike	11 KOSHKAROV 8 POLTORATSKYI	Serve Hit Spike	
32	Spike	1 CICEK	Spike	+		13-14	1	Serve	11 KOSHKAROV	Serve Hit	
33	Serve	12 YIGITER	Serve Hit Opp. Error				Spike	9 PROKHORCHUK	Fault		
34	Point	TEAM	Point	+		14-14					
35	Serve	12 YIGITER	Fault						Opp. Error		
36				+		14-15	1	Serve	9 PROKHORCHUK	Fault	
37	Serve	1 CICEK	Serve Hit	+		15-15					
				+		15-16	1	Spike Sub. Sub. Sub. Sub. Serve	4 NIKIFOROV 4 NIKIFOROV 5 BILOBLOTS'KY 1 ZAVIRUKHA 6 ANTONYUK 5 BILOBLOTS'KY	Spike Out In In Out Serve Hit	
38	Spike	8 KARATAS	Spike	+		16-16					
39	Serve	11 RAZBONYALI	Ace Opp. Error				Reception	12 RENKAS	Reception Fault		
40	Point	TEAM	Point	+	1	17-16					
41	Serve	11 RAZBONYALI	Serve Hit								
				+	2	18-16		Set	5 BILOBLOTS'KY	Fault	
										Time Out	
42	Serve Block	11 RAZBONYALI 8 KARATAS	Serve Hit Fault							Opp. Error	
43					1	18-17		+	Point	TEAM	Point
44								Serve Block	8 POLTORATSKYI 1 ZAVIRUKHA	Serve Hit Fault	
45	Point	TEAM	Point	+	2	19-17					



FRI 28 JUL 2017

Play by Play

Start Time 18:01 - End Time 19:42

Match Duration: 1h40

3rd Set

Rally	TUR - Turkey			Lead	Score	Lead	UKR - Ukraine			
46	Serve	7 SIMSEK	Serve Hit	+	1	19-18		Spike	2 ZELENSKYI	Spike
47								Serve	2 ZELENSKYI	Serve Hit
	Spike	1 CICEK	Spike	+	2	20-18				
48	Serve	8 KARATAS	Serve Hit					Spike	11 KOSHKAROV	Fault
			Opp. Error							
49	Point	TEAM	Point	+	3	21-18				
50	Serve	8 KARATAS	Fault	+	2	21-19				Opp. Error
51								Serve	1 ZAVIRUKHA	Serve Hit
	Spike	10 AKYILDIZ	Spike	+	3	22-19				
52	Serve	10 AKYILDIZ	Fault	+	2	22-20				Opp. Error
53								Serve	11 KOSHKAROV	Serve Hit
	Spike	1 CICEK	Fault							Opp. Error
54					1	22-21	+	Point	TEAM	Point
			Time Out							
55								Serve	11 KOSHKAROV	Serve Hit
	Spike	11 RAZBONYALI	Fault							Opp. Error
56						22-22	+	Point	TEAM	Point
57								Serve	11 KOSHKAROV	Serve Hit
	Block	12 YIGITER	Kill Block					Spike	9 PROKHORCHUK	Fault
58	Point	TEAM	Point	+	1	23-22				
	Sub.	6 GENC	In							
	Sub.	12 YIGITER	Out							
59	Serve	6 GENC	Serve Hit	+		23-23		Spike	8 POLTORATSKYI	Spike
60								Serve	9 PROKHORCHUK	Fault
			Opp. Error	+	1	24-23				Time Out
61	Serve	1 CICEK	Ace							
			Opp. Error					Reception	11 KOSHKAROV	Reception Fault
62	Point	TEAM	Point	+	2	25-23				

LEGEND

+ Point scored by team

Opp. Opponent

Sub. Substitution



FRI 28 JUL 2017

Start List

Start Time 17:00

TUR vs UKR

P1

First Referee: Hakki DEMIRALAY

Second Referee: Akif KABAK

TUR - Turkey

Shirt colour: Red

No.	Name	Shirt Name	Pos.	Han.	Height	Weight	Highest Reach		Date of Birth	Tournament Totals				
							Spike cm	Block cm		Spike	Block	Serve	Total	%
1	CICEK Hilmi Kaan	CICEK							29 JUN 1993	61	9	4	74	26.33
4	PALAZ Emrullah	PALAZ							10 AUG 1984	0	0	0	0	0
5	KUZUCU Mehmet	KUZUCU	L						26 APR 1991	0	0	0	0	0
6	GENC Furkan	GENC	S						1 DEC 1999	0	0	0	0	0
7	SIMSEK Cevat	SIMSEK							28 APR 1988	27	5	4	36	12.81
8	KARATAS Ridvan	KARATAS	S						1 FEB 1982	11	2	8	21	7.47
9	YASAN Hasan	YASAN							5 JAN 1988	0	0	0	0	0
10	AKYILDIZ Kadir	AKYILDIZ							15 FEB 1996	37	8	10	55	19.57
11	RAZBONYALI Ahmet Metin	RAZBONYALI							10 APR 1986	38	2	7	47	16.73
12	YIGITER Fatih	YIGITER							1 APR 1991	17	11	4	32	11.39
13	YAGIZ Ozan	YAGIZ	L						1 JAN 1991	0	0	0	0	0
14	KARABICAK Kerim	KARABICAK							1 AUG 1989	0	0	0	0	0
16	IMDAT Metin	IMDAT							4 JUL 1992	1	0	0	1	0.36
17	HAYTA Ersin	HAYTA							14 SEP 1989	0	0	0	0	0
Coach GARKGI Osman		Assistant												

Phase	Opponent	Sets	Points per Set
Preliminary - Group A	BRA	3 - 0	25 - 16, 25 - 9, 25 - 11
Preliminary - Group A	ITA	3 - 2	21 - 25, 25 - 16, 22 - 25, 25 - 14, 15 - 1
Preliminary - Group A	JPN	3 - 0	25 - 15, 25 - 22, 25 - 18
Preliminary - Group A	VEN	3 - 0	25 - 10, 25 - 10, 25 - 18
Quarter-finals	USA	3 - 0	25 - 17, 25 - 13, 25 - 18
Semi-finals	IRI	3 - 1	25 - 18, 25 - 19, 20 - 25, 25 - 20

UKR - Ukraine

Shirt colour: Blue

No.	Name	Shirt Name	Pos.	Han.	Height	Weight	Highest Reach		Date of Birth	Tournament Totals				
							Spike cm	Block cm		Spike	Block	Serve	Total	%
1	ZAVIRUKHA Igor	ZAVIRUKHA							16 SEP 1982	34	3	2	39	13.49
2	ZELENSKYI Volodymyr	ZELENSKYI							23 APR 1987	25	11	5	41	14.19
3	NIKIFOROV Illia	NIKIFOROV							20 OCT 1987	41	2	3	46	15.92
5	BILOBLOTS'KY Olexandr	BILOBLOTS'KY	S						19 MAR 1975	4	0	0	4	1.38
6	ANTONYUK Oleg	ANTONYUK	S						13 JUL 1984	0	0	5	5	1.73
7	ZAHORODNII Ihor	ZAHORODNII							14 JUN 1988	9	0	1	10	3.46
8	POLTORATSKYI Olexandr	POLTORATSKYI							20 OCT 1986	46	7	0	53	18.34
9	PROKHORCHUK Olexandr	PROKHORCHUK							20 OCT 1983	22	7	2	31	10.73
10	TSYMOVSKYY Yegor	TSYMOVSKYY							25 MAR 1983	12	0	1	13	4.50
11	KOSHKAROV Olexsii	KOSHKAROV							11 AUG 1989	46	6	6	58	20.07
12	RENKAS Dmytrii	RENKAS	L						4 NOV 1992	0	0	0	0	0
13	RADCHENKO Valerii	RADCHENKO	S						9 MAR 1992	0	1	2	3	1.04
Coach GRYTSIUTA Iurii		Assistant												

Phase	Opponent	Sets	Points per Set
Preliminary - Group B	RUS	3 - 2	20 - 25, 32 - 30, 25 - 21, 19 - 25, 15 - 1
Preliminary - Group B	USA	3 - 0	25 - 15, 25 - 10, 25 - 8
Preliminary - Group B	IRI	3 - 0	25 - 16, 25 - 11, 25 - 17
Preliminary - Group B	POL	3 - 0	25 - 12, 25 - 7, 25 - 13
Quarter-finals	BRA	3 - 0	25 - 14, 25 - 19, 25 - 9
Semi-finals	RUS	3 - 1	25 - 19, 22 - 25, 25 - 17, 25 - 20



FRI 28 JUL 2017

Start List

Start Time 17:00

TUR vs UKR


P1

First Referee: Hakki DEMIRALAY

Second Referee: Akif KABAK

LEGEND

%	Percentage of total team score	(C)	Team Captain	BH	Both Handed	F1	Gold-medal Match	Han.	Handedness
L	Libero	LH	Left Handed	MB	Middle Blocker	No.	Shirt Number	OS	Opposite Spiker
SF	Semi-finals	WS	Wing Spiker	QF	Quarter-finals	RH	Right Handed	S	Setter



FRI 28 JUL 2017
Start Time 11:00 - End Time 13:08
Match Duration 2h7

Results

P2

IRI vs RUS

1 3

Team	Sets	1	2	3	4	Total
IRI	1	17	26	16	23	82
RUS	3	25	24	25	25	99
	Playing Time	24min	31min	26min	33min	1h56

First Referee: Aysim ERGINAY (TR)

Second Referee: Gurhan GUL (TUR)

IRI - Iran								
No.	Name	Pos.	1	2	3	4	5	Pts
1	ASHJAE KOOSHKMAHDI Sadegh		4	4		4		2
2	ALIMARDANI Mahmood		6	6	6	6		9
3	KALTEH Rahmat	L	L	L	L	L		
4	HOSSEINI Seyyed Ahmad		3	3	3			3
5	DEGHAN Hamed		6					
6	TALEBI DELOUEI Vahid		2	2	2	2		12
7	ALIZADEH Jafar			1	4	5		12
8	FAGHIHIFAR Mohsen	L						
9	GHAFOURI HOSSEINABAD Saeid		5	5	5			10
10	MOJARRAD Ramez				4	3		
11	BIPANAH GORJI Hassan (C)	S						
12	DADASHKHANI Aram		13	13	13	1		1
13	KEIKHA Ebrahim	S	1	1	1	14		2
14	AFKHAMISARAI Amir		1		7	1		

RUS - Russia								
No.	Name	Pos.	1	2	3	4	5	Pts
1	BULEIKO Vladimir				3	3		
2	SALMIN Maxim Ivanovich		6	6	6	6		3
3	KUDRYASHOV A.	S	11	11	1	1		2
4	ROMANTSOV Pavel					4		5
5	SINELNIKOV Stanislav	S	1	1	11	4		2
6	PETROCHENKO Aleksey		3	3	3	3		9
7	VESNIN Andrey	L	L	L	L	L		
8	PLESHKEVICH Georgy		5	5	5	5		27
9	ELIZOV Dmitrii	L	L	L	L	L		
10	OKUNEV Sergey Nikolaevich			6		2		1
11	SHMYGIN Vladimir		4	4	4			1
12	SHUVAEV Alexander		2	2	2	2		16
13	KOMAROV Kirill							
14	SIMANOVSKIY Roman			2				

Coach TORKASHVAND Mohammad
Assistant Coach


Coach KOVALCHUK Vasily
Assistant Coach

TEAM AND PLAYER PERFORMANCES

Won	Total Atts	No. Name	Scoring Skills	Won	Total Atts	No. Name
37	112	Total Team	Spike	48	110	Total Team
10	32	6 TALEBI DELOUEI Vahid		21	40	8 PLESHKEVICH Georgy
9	20	7 ALIZADEH Jafar		16	32	12 SHUVAEV Alexander
9	25	9 GHAFOURI HOSSEINABAD Saeid		5	12	6 PETROCHENKO Aleksey
10	43	Total Team	Block	14	61	Total Team
4	13	2 ALIMARDANI Mahmood		4	12	6 PETROCHENKO Aleksey
2	4	7 ALIZADEH Jafar		3	9	8 PLESHKEVICH Georgy
1	10	4 HOSSEINI Seyyed Ahmad		3	9	4 ROMANTSOV Pavel
4	83	Total Team	Serve	4	98	Total Team
1	9	4 HOSSEINI Seyyed Ahmad		3	15	8 PLESHKEVICH Georgy
1	10	13 KEIKHA Ebrahim		1	13	3 KUDRYASHOV A.
1	19	6 TALEBI DELOUEI Vahid				
61		Total Team	Opp. Error	66		Total Team
112	238	Total Team	Total	132	269	Total Team
12	35	7 ALIZADEH Jafar	Best Scorer	27	64	8 PLESHKEVICH Georgy

LEGEND

- (C) Team Captain
- nn Substitute where nn = shirt number of outgoing player
- MB Middle Blocker
- OS Opposite Spiker
- S Setter
- n Starting line-up where n= starting position on court
- Atts Attempts
- No. Shirt Number
- Pos Playing Position
- WS Wing Spiker
- L Substitute Libero
- L Libero
- Opp. Opponent
- Pts Points scored



FRI 28 JUL 2017

Start Time 11:00 - End Time 13:08

Match Duration: 2h7

Match Statistics

P3

IRI vs RUS

1 3

Team	Sets	1	2	3	4	Total
IRI	1	17	26	16	23	82
RUS	3	25	24	25	25	99
	Playing Time	24min	31min	26min	33min	1h56

First Referee: Aysim ERGINAY (TR)

Second Referee: Gurhan GUL (TUR)


IRI - Iran

Scoring Spike	Rk	No.	Name	Spikes	Faults	Shots	Total Attempts	Eff %
	1	4	HOSSEINI Seyyed Ahmad	1	-	1	2	50.00
	2	2	ALIMARDANI Mahmood	5	3	1	9	22.22
	3	9	GHAFOURI HOSSEINABAD Saeid	9	4	12	25	20.00
		6	TALEBI DELOUEI Vahid	10	8	14	32	
		7	ALIZADEH Jafar	9	7	4	20	
		1	ASHJAEI KOOSHKMAHDI Sadegh	2	5	7	14	
		12	DADASHKHANI Aram	1	4	3	8	
		13	KEIKHA Ebrahim	-	1	1	2	
		3	KALTEH Rahmat	-	-	-	-	
		5	DEHGHAN Hamed	-	-	-	-	
		8	FAGHIHIFAR Mohsen	-	-	-	-	
		10	MOJARRAD Ramez	-	-	-	-	
		11	BIPANAH GORJI Hassan	-	-	-	-	
		14	AFKHAMISARAI Amir	-	-	-	-	
Limit 15.00%	Team Totals			37	32	43	112	

Scoring Block	Rk	No.	Name	Kill Blocks	Faults	Rebounds	Total Attempts	Avg. by Set
	1	2	ALIMARDANI Mahmood	4	6	3	13	1.00
	2	7	ALIZADEH Jafar	2	2	-	4	0.50
	3	4	HOSSEINI Seyyed Ahmad	1	6	3	10	0.25
	3	13	KEIKHA Ebrahim	1	4	-	5	0.25
	3	9	GHAFOURI HOSSEINABAD Saeid	1	-	3	4	0.25
	3	6	TALEBI DELOUEI Vahid	1	2	-	3	0.25
		12	DADASHKHANI Aram	-	2	-	2	
		1	ASHJAEI KOOSHKMAHDI Sadegh	-	-	1	1	
		3	KALTEH Rahmat	-	1	-	1	
		5	DEHGHAN Hamed	-	-	-	-	
		8	FAGHIHIFAR Mohsen	-	-	-	-	
		10	MOJARRAD Ramez	-	-	-	-	
		11	BIPANAH GORJI Hassan	-	-	-	-	
		14	AFKHAMISARAI Amir	-	-	-	-	
	Team Totals			10	23	10	43	2.50

Scoring Service	Rk	No.	Name	Aces	Faults	Serve Hits	Total Attempts	Avg. by Set
	1	6	TALEBI DELOUEI Vahid	1	2	16	19	0.25
	1	7	ALIZADEH Jafar	1	1	9	11	0.25
	1	13	KEIKHA Ebrahim	1	1	8	10	0.25
	1	4	HOSSEINI Seyyed Ahmad	1	-	8	9	0.25
		2	ALIMARDANI Mahmood	-	2	11	13	
		9	GHAFOURI HOSSEINABAD Saeid	-	-	9	9	
		1	ASHJAEI KOOSHKMAHDI Sadegh	-	2	6	8	
		10	MOJARRAD Ramez	-	1	2	3	
		12	DADASHKHANI Aram	-	-	1	1	
		3	KALTEH Rahmat	-	-	-	-	
		5	DEHGHAN Hamed	-	-	-	-	
		8	FAGHIHIFAR Mohsen	-	-	-	-	
		11	BIPANAH GORJI Hassan	-	-	-	-	
		14	AFKHAMISARAI Amir	-	-	-	-	
	Team Totals			4	9	70	83	1.00

Team	Opponent Errors & Team Faults	61	-		
------	-------------------------------	----	---	--	--



FRI 28 JUL 2017

Start Time 11:00 - End Time 13:08

Match Duration: 2h7

Match Statistics

P3

IRI - Iran

Non-Scoring Dig	Rk	No.	Name	Digs	Faults	Receptions	Total Attempts	Avg. by Set
		6	TALEBI DELOUEI Vahid	-	1	5	6	
		3	KALTEH Rahmat	-	1	3	4	
		9	GHAFOURI HOSSEINABAD Saeid	-	1	2	3	
		14	AFKHAMISARAI Amir	-	1	1	2	
		1	ASHJAEI KOOSHKMAHDI Sadegh	-	1	-	1	
		7	ALIZADEH Jafar	-	-	1	1	
		12	DADASHKHANI Aram	-	1	-	1	
		13	KEIKHA Ebrahim	-	1	-	1	
		2	ALIMARDANI Mahmood	-	-	-	-	
		4	HOSSEINI Seyyed Ahmad	-	-	-	-	
		5	DEHGHAN Hamed	-	-	-	-	
		8	FAGHIHIFAR Mohsen	-	-	-	-	
	10	MOJARRAD Ramez	-	-	-	-		
	11	BIPANAH GORJI Hassan	-	-	-	-		
Team Totals				-	7	12	19	

Non-Scoring Set	Rk	No.	Name	Running Sets	Faults	Still Sets	Total Attempts	Avg. by Set
		13	KEIKHA Ebrahim	-	1	57	58	
		14	AFKHAMISARAI Amir	-	-	11	11	
		3	KALTEH Rahmat	-	2	1	3	
		1	ASHJAEI KOOSHKMAHDI Sadegh	-	1	-	1	
		9	GHAFOURI HOSSEINABAD Saeid	-	1	-	1	
		2	ALIMARDANI Mahmood	-	-	-	-	
		4	HOSSEINI Seyyed Ahmad	-	-	-	-	
		5	DEHGHAN Hamed	-	-	-	-	
		6	TALEBI DELOUEI Vahid	-	-	-	-	
		7	ALIZADEH Jafar	-	-	-	-	
		8	FAGHIHIFAR Mohsen	-	-	-	-	
		10	MOJARRAD Ramez	-	-	-	-	
	11	BIPANAH GORJI Hassan	-	-	-	-		
	12	DADASHKHANI Aram	-	-	-	-		
Team Totals				-	5	69	74	

Non-Scoring Reception	Rk	No.	Name	Excellents	Faults	Serve Receptions	Total Attempts	Succ. %
		3	KALTEH Rahmat	-	2	40	42	
		9	GHAFOURI HOSSEINABAD Saeid	-	-	21	21	
		6	TALEBI DELOUEI Vahid	-	1	14	15	
		7	ALIZADEH Jafar	-	-	3	3	
		4	HOSSEINI Seyyed Ahmad	-	-	2	2	
		5	DEHGHAN Hamed	-	1	1	2	
		13	KEIKHA Ebrahim	-	-	1	1	
		1	ASHJAEI KOOSHKMAHDI Sadegh	-	-	-	-	
		2	ALIMARDANI Mahmood	-	-	-	-	
		8	FAGHIHIFAR Mohsen	-	-	-	-	
		10	MOJARRAD Ramez	-	-	-	-	
		11	BIPANAH GORJI Hassan	-	-	-	-	
		12	DADASHKHANI Aram	-	-	-	-	
		14	AFKHAMISARAI Amir	-	-	-	-	
Limit								
25.00%				-	4	82	86	



FRI 28 JUL 2017

Start Time 11:00 - End Time 13:08

Match Duration: 2h7

Match Statistics

P3

RUS - Russia

Scoring Spike	Rk	No.	Name	Spikes	Faults	Shots	Total Attempts	Eff %
	1	5	SINELNIKOV Stanislav	2	-	1	3	66.67
	2	8	PLESHKEVICH Georgy	21	8	11	40	32.50
	3	12	SHUVAEV Alexander	16	9	7	32	21.88
	6		PETROCHENKO Aleksey	5	3	4	12	
	4		ROMANTSOV Pavel	2	3	5	10	
	2		SALMIN Maxim Ivanovich	1	3	4	8	
	11		SHMYGIN Vladimir	1	1	1	3	
	10		OKUNEV Sergey Nikolaevich	-	-	2	2	
	1		BULEIKO Vladimir	-	-	-	-	
	3		KUDRYASHOV A.	-	-	-	-	
	7		VESNIN Andrey	-	-	-	-	
	9		ELIZOV Dmitrii	-	-	-	-	
	13		KOMAROV Kirill	-	-	-	-	
	14		SIMANOVSKIY Roman	-	-	-	-	
Limit								
15.00%	Team Totals			48	27	35	110	19.09

Scoring Block	Rk	No.	Name	Kill Blocks	Faults	Rebounds	Total Attempts	Avg. by Set
	1	6	PETROCHENKO Aleksey	4	3	5	12	1.00
	2	4	ROMANTSOV Pavel	3	5	1	9	0.75
	2	8	PLESHKEVICH Georgy	3	3	3	9	0.75
	4	2	SALMIN Maxim Ivanovich	2	1	5	8	0.50
	5	3	KUDRYASHOV A.	1	3	3	7	0.25
	5	10	OKUNEV Sergey Nikolaevich	1	1	-	2	0.25
	12		SHUVAEV Alexander	-	4	1	5	
	11		SHMYGIN Vladimir	-	3	1	4	
	5		SINELNIKOV Stanislav	-	-	3	3	
	1		BULEIKO Vladimir	-	-	1	1	
	7		VESNIN Andrey	-	-	1	1	
	9		ELIZOV Dmitrii	-	-	-	-	
	13		KOMAROV Kirill	-	-	-	-	
	14		SIMANOVSKIY Roman	-	-	-	-	
Team Totals	Team Totals			14	23	24	61	3.50

Scoring Service	Rk	No.	Name	Aces	Faults	Serve Hits	Total Attempts	Avg. by Set
	1	8	PLESHKEVICH Georgy	3	4	8	15	0.75
	2	3	KUDRYASHOV A.	1	-	12	13	0.25
	6		PETROCHENKO Aleksey	-	2	16	18	
	12		SHUVAEV Alexander	-	1	15	16	
	5		SINELNIKOV Stanislav	-	-	14	14	
	1		BULEIKO Vladimir	-	-	7	7	
	2		SALMIN Maxim Ivanovich	-	2	4	6	
	4		ROMANTSOV Pavel	-	1	3	4	
	10		OKUNEV Sergey Nikolaevich	-	-	2	2	
	11		SHMYGIN Vladimir	-	2	-	2	
	14		SIMANOVSKIY Roman	-	-	1	1	
	7		VESNIN Andrey	-	-	-	-	
	9		ELIZOV Dmitrii	-	-	-	-	
	13		KOMAROV Kirill	-	-	-	-	
Team Totals	Team Totals			4	12	82	98	1.00

Team	Opponent Errors & Team Faults	66	-		
------	-------------------------------	----	---	--	--



FRI 28 JUL 2017

Start Time 11:00 - End Time 13:08

Match Duration: 2h7

Match Statistics

P3

RUS - Russia

Non-Scoring Dig	Rk	No.	Name	Digs	Faults	Receptions	Total Attempts	Avg. by Set
		9	ELIZOV Dmitrii	-	2	4	6	
		12	SHUVAEV Alexander	-	1	3	4	
		5	SINELNIKOV Stanislav	-	1	2	3	
		1	BULEIKO Vladimir	-	-	1	1	
		8	PLESHKEVICH Georgy	-	1	-	1	
		2	SALMIN Maxim Ivanovich	-	-	-	-	
		3	KUDRYASHOV A.	-	-	-	-	
		4	ROMANTSOV Pavel	-	-	-	-	
		6	PETROCHENKO Aleksey	-	-	-	-	
		7	VESNIN Andrey	-	-	-	-	
		10	OKUNEV Sergey Nikolaevich	-	-	-	-	
		11	SHMYGIN Vladimir	-	-	-	-	
		13	KOMAROV Kirill	-	-	-	-	
		14	SIMANOVSKIY Roman	-	-	-	-	
Team Totals				-	5	10	15	

Non-Scoring Set	Rk	No.	Name	Running Sets	Faults	Still Sets	Total Attempts	Avg. by Set
		3	KUDRYASHOV A.	-	-	37	37	
		5	SINELNIKOV Stanislav	-	-	22	22	
		8	PLESHKEVICH Georgy	-	-	1	1	
		12	SHUVAEV Alexander	-	-	1	1	
		1	BULEIKO Vladimir	-	-	-	-	
		2	SALMIN Maxim Ivanovich	-	-	-	-	
		4	ROMANTSOV Pavel	-	-	-	-	
		6	PETROCHENKO Aleksey	-	-	-	-	
		7	VESNIN Andrey	-	-	-	-	
		9	ELIZOV Dmitrii	-	-	-	-	
		10	OKUNEV Sergey Nikolaevich	-	-	-	-	
		11	SHMYGIN Vladimir	-	-	-	-	
		13	KOMAROV Kirill	-	-	-	-	
		14	SIMANOVSKIY Roman	-	-	-	-	
Team Totals				-	-	61	61	

Non-Scoring Reception	Rk	No.	Name	Excellents	Faults	Serve Receptions	Total Attempts	Succ. %
		9	ELIZOV Dmitrii	1	-	19	20	
		12	SHUVAEV Alexander	-	2	30	32	
		7	VESNIN Andrey	-	-	10	10	
		8	PLESHKEVICH Georgy	-	2	5	7	
		1	BULEIKO Vladimir	-	-	3	3	
		5	SINELNIKOV Stanislav	-	-	1	1	
		11	SHMYGIN Vladimir	-	-	1	1	
		2	SALMIN Maxim Ivanovich	-	-	-	-	
		3	KUDRYASHOV A.	-	-	-	-	
		4	ROMANTSOV Pavel	-	-	-	-	
		6	PETROCHENKO Aleksey	-	-	-	-	
		10	OKUNEV Sergey Nikolaevich	-	-	-	-	
		13	KOMAROV Kirill	-	-	-	-	
		14	SIMANOVSKIY Roman	-	-	-	-	
Limit								
25.00%	Team Totals			1	4	69	74	

LEGEND

Avg. Average Eff. Efficiency No. Shirt Number Rk Rank Succ Success %



FRI 28 JUL 2017

Start Time 11:00 - End Time 13:08

Match Duration: 2h7

Play by Play

IRI vs RUS

1 3

Team	Sets	1	2	3	4	Total
IRI	1	17	26	16	23	82
RUS	3	25	24	25	25	99
	Playing Time	24min	31min	26min	33min	1h56

First Referee: Aysim ERGINAY (TR)

Second Referee: Gurhan GUL (TUR)

1st Set

Rally	IRI - Iran			Lead	Score	Lead	RUS - Russia		
1	Serve	13 KEIKHA	Serve Hit		0-1	1	Spike	12 SHUVAEV	Spike
2				+			Serve	12 SHUVAEV	Serve Hit
3	Spike	6 TALEBI	Fault		0-2	2	+	Point	TEAM
4							Serve	12 SHUVAEV	Fault
5			Opp. Error	+	1-2	1			
6	Serve Block	6 TALEBI 4 HOSSEINI	Serve Hit Fault				Spike	8 PLESHKEVICH	Spike Opp. Error
7				+	1-3	2	Serve	6 PETROCHENKO	Serve Hit
8	Set	13 KEIKHA	Fault						Opp. Error
9				+	1-4	3	Serve	6 PETROCHENKO	Serve Hit
10			Opp. Error				Spike	12 SHUVAEV	Fault
11	Point	TEAM	Point	+	2-4	2			
12	Serve	4 HOSSEINI	Serve Hit				Serve	11 SHMYGIN	Serve Hit
13				+	2-5	3	Spike	11 SHMYGIN	Spike
14							Serve	11 SHMYGIN	Fault
15			Opp. Error	+	3-5	2			
16	Serve	1 ASHJAEI	Serve Hit						
17	Spike	2 ALIMARDANI	Spike	+	4-5	1			
18	Serve	1 ASHJAEI	Serve Hit				Spike	8 PLESHKEVICH	Fault
19			Opp. Error						
20	Point	TEAM	Point	+	5-5				
21	Serve	1 ASHJAEI	Fault				Serve	8 PLESHKEVICH	Ace
22				+	5-6	1			Opp. Error
23	Reception	6 TALEBI	Reception Fault				Serve	8 PLESHKEVICH	Opp. Error
24					5-7	2	+	Point	TEAM
25			Opp. Error				Serve	8 PLESHKEVICH	Serve Hit
26	Point	TEAM	Point	+	6-7	1	Spike	11 SHMYGIN	Fault
27	Serve	9 GHAFOURI	Serve Hit						
28				+	6-8	2	Spike	12 SHUVAEV	Spike
29							Serve	2 SALMIN	Fault
30			Opp. Error	+	7-8	1			
31	Serve	2 ALIMARDANI	Serve Hit				Spike	12 SHUVAEV	Fault
32			Opp. Error						
33	Point	TEAM	Point	+	8-8				
34	Serve	2 ALIMARDANI	Serve Hit						
35	Block	4 HOSSEINI	Fault				Spike	12 SHUVAEV	Spike
36				+	8-9	1			Opp. Error



FRI 28 JUL 2017

Play by Play

Start Time 11:00 - End Time 13:08

Match Duration: 2h7

1st Set

Rally	IRI - Iran			Lead	Score	Lead	RUS - Russia		
24	Spike	6 TALEBI	Spike Opp. Error	+	9-9		Serve Block	5 SINELNIKOV 12 SHUVAEV	Serve Hit Fault
25	Serve Spike	13 KEIKHA 6 TALEBI	Serve Hit Spike	+	10-9	1			
26	Serve	13 KEIKHA	Fault	+	10-10				Opp. Error
27				+	10-11	1	Serve Spike	12 SHUVAEV 8 PLESHKEVICH	Serve Hit Spike
28	Spike	1 ASHJAEI	Spike Opp. Error	+	11-11		Serve Block	12 SHUVAEV 11 SHMYGIN	Serve Hit Fault
29	Serve Block	6 TALEBI 4 HOSSEINI	Serve Hit Fault	+	11-12	1	Spike	8 PLESHKEVICH	Spike Opp. Error
30	Block	4 HOSSEINI	Fault	+	11-13	2	Serve Spike	6 PETROCHENKO 8 PLESHKEVICH	Serve Hit Spike Opp. Error
31			Opp. Error	+	12-13	1	Serve	6 PETROCHENKO	Fault
32	Serve	4 HOSSEINI	Serve Hit Opp. Error				Spike	8 PLESHKEVICH	Fault
33	Point	TEAM	Point	+	13-13				
34	Serve	4 HOSSEINI	Ace Opp. Error				Reception	8 PLESHKEVICH	Reception Fault
35	Point	TEAM	Point	+	14-13	1			
36	Serve	4 HOSSEINI	Serve Hit	+	14-14		Spike Sub. Sub.	2 SALMIN 3 KUDRYASHOV 11 SHMYGIN	Spike In Out
37	Spike	9 GHAFOURI	Fault				Serve	3 KUDRYASHOV	Serve Hit Opp. Error
38					14-15	1	+ Point	TEAM	Point
39							Serve	3 KUDRYASHOV	Serve Hit
40	Set	3 KALTEH	Fault	+	14-16	2			Opp. Error
41	Spike	13 KEIKHA	Fault				Serve	3 KUDRYASHOV	Serve Hit Opp. Error
42					14-17	3	+ Point	TEAM	Point
43							Serve	3 KUDRYASHOV	Serve Hit Opp. Error
44			Time Out				+ Point	TEAM	Point
45	Serve Dig	1 ASHJAEI 1 ASHJAEI	Serve Hit Fault	+	15-18	3	Serve Block	3 KUDRYASHOV 2 SALMIN	Serve Hit Fault
				+	15-19	4	Spike	8 PLESHKEVICH	Spike Opp. Error



FRI 28 JUL 2017

Play by Play

Start Time 11:00 - End Time 13:08

Match Duration: 2h7

1st Set

Rally	IRI - Iran			Lead	Score	Lead	RUS - Russia		
46	Reception	5 DEGHAN	Reception Fault				Serve	8 PLESHKEVICH	Ace
47					15-20	5	+ Point	TEAM	Opp. Error Point
48			Time Out						
			Opp. Error	+	16-20	4	Serve	8 PLESHKEVICH	Fault
	Sub.	12 DADASHKHANI	In						
	Sub.	13 KEIKHA	Out						
	Sub.	1 ASHJAEI	Out						
	Sub.	14 AFKHAMISARAI	In						
49	Serve Block	9 GHAFOURI 12 DADASHKHANI	Serve Hit Fault	+	16-21	5	Spike	12 SHUVAEV	Spike Opp. Error
	Sub.	5 DEGHAN	Out						
	Sub.	6 TALEBI	In						
50	Spike	12 DADASHKHANI	Spike Opp. Error	+	17-21	4	Serve Block	2 SALMIN 6 PETROCHENKO	Serve Hit Fault
51	Serve	2 ALIMARDANI	Fault	+	17-22	5			Opp. Error
52							Serve	5 SINELNIKOV	Serve Hit
53	Set	9 GHAFOURI	Fault	+	17-23	6			Opp. Error
54	Spike	6 TALEBI	Fault				Serve Block	5 SINELNIKOV 6 PETROCHENKO	Serve Hit Kill Block
55					17-24	7	+ Point	TEAM	Point
56	Spike	12 DADASHKHANI	Fault				Serve	5 SINELNIKOV	Serve Hit Opp. Error
					17-25	8	+ Point	TEAM	Point

2nd Set

Rally	IRI - Iran			Lead	Score	Lead	RUS - Russia		
1	Spike	1 ASHJAEI	Fault				Serve	5 SINELNIKOV	Serve Hit Opp. Error
2					0-1	1	+ Point	TEAM	Point
3	Spike	4 HOSSEINI	Spike Opp. Error	+	1-1		Serve Block	5 SINELNIKOV 12 SHUVAEV	Serve Hit Fault
4	Serve Spike	6 TALEBI 9 GHAFOURI	Serve Hit Spike Opp. Error	+	1	2-1	Dig	9 ELIZOV	Fault
5	Serve	6 TALEBI	Serve Hit Opp. Error				Spike	6 PETROCHENKO	Fault
6	Point	TEAM	Point	+	2	3-1			
7	Serve	6 TALEBI	Fault	+	1	3-2			Opp. Error
8	Spike	9 GHAFOURI	Spike Opp. Error	+	2	4-2	Serve Block	12 SHUVAEV 11 SHMYGIN	Serve Hit Fault
9	Serve	4 HOSSEINI	Serve Hit	+	1	4-3			
							Spike	6 PETROCHENKO	Spike



FRI 28 JUL 2017

Play by Play

Start Time 11:00 - End Time 13:08

Match Duration: 2h7

2nd Set

Rally	IRI - Iran			Lead	Score	Lead	RUS - Russia		
10	Spike	1 ASHJAEI	Fault				Serve	6 PETROCHENKO	Serve Hit
11					4-4		+ Point	2 SALMIN	Kill Block
12								TEAM	Point
13	Spike	2 ALIMARDANI	Fault				Serve	6 PETROCHENKO	Serve Hit
14					4-5	1	+ Point	2 SALMIN	Kill Block
15	Spike	9 GHAFOURI	Spike Opp. Error	+			Serve	6 PETROCHENKO	Serve Hit
16	Serve	1 ASHJAEI	Fault				Dig	5 SINELNIKOV	Fault
17				+	5-5				
18					5-6	1	Serve	11 SHMYGIN	Opp. Error
19				+	6-6				Fault
20	Serve	9 GHAFOURI	Serve Hit				Spike	8 PLESHKEVICH	Fault
21	Block	13 KEIKHA	Kill Block						
22	Point	TEAM	Point	+	1				
23	Serve	9 GHAFOURI	Serve Hit				Spike	2 SALMIN	Fault
24	Block	2 ALIMARDANI	Kill Block						
25	Point	TEAM	Point	+	2				
26	Serve	9 GHAFOURI	Serve Hit				Block	8 PLESHKEVICH	Fault
27	Spike	2 ALIMARDANI	Spike				Sub.	3 KUDRYASHOV	In
28	Serve	9 GHAFOURI	Serve Hit				Sub.	11 SHMYGIN	Out
29	Serve	9 GHAFOURI	Serve Hit	+	2				
30	Set	3 KALTEH	Fault				Spike	8 PLESHKEVICH	Spike
31				+	1		Serve	8 PLESHKEVICH	Serve Hit
32					9-7				
33									
34				+	2				
35					9-8				
36				+	2				
37	Serve	2 ALIMARDANI	Serve Hit				Spike	5 SINELNIKOV	Spike
38	Block	4 HOSSEINI	Fault				Opp. Error		Opp. Error
39				+	1				
40	Serve	6 TALEBI	Spike				Serve	2 SALMIN	Serve Hit
41				+	2		Block	6 PETROCHENKO	Fault
42					11-9				
43	Serve	13 KEIKHA	Ace				Reception	8 PLESHKEVICH	Reception Fault
44				+	3				
45	Point	TEAM	Point						
46	Serve	13 KEIKHA	Serve Hit				Spike	12 SHUVAEV	Spike
47	Block	3 KALTEH	Fault				Opp. Error		Opp. Error
48				+	2				
49					12-10		Serve	5 SINELNIKOV	Serve Hit
50	Spike	6 TALEBI	Fault				Block	6 PETROCHENKO	Kill Block
51					12-11		+ Point	TEAM	Point
52							Serve	5 SINELNIKOV	Serve Hit
53	Dig	9 GHAFOURI	Fault				Spike	12 SHUVAEV	Spike
54				+					Opp. Error
55					12-12				
56							Serve	5 SINELNIKOV	Serve Hit
57	Spike	1 ASHJAEI	Fault						Opp. Error



FRI 28 JUL 2017

Play by Play

Start Time 11:00 - End Time 13:08

Match Duration: 2h7

2nd Set

Rally	IRI - Iran			Lead	Score	Lead	RUS - Russia		
34					12-13	1	+ Point	TEAM	Point
35									
	Spike	1 ASHJAEI	Fault				Serve	5 SINELNIKOV	Serve Hit
									Opp. Error
36					12-14	2	+ Point	TEAM	Point
	Sub.	1 ASHJAEI	Out						
	Sub.	7 ALIZADEH	In						
37									
	Spike	7 ALIZADEH	Spike				Serve	5 SINELNIKOV	Serve Hit
			Opp. Error	+	13-14	1	Block	3 KUDRYASHOV	Fault
38									
	Serve	6 TALEBI	Serve Hit						
	Spike	9 GHAFOURI	Fault						Opp. Error
39					13-15	2	+ Point	TEAM	Point
40							Serve	12 SHUVAEV	Serve Hit
	Spike	7 ALIZADEH	Fault				Block	8 PLESHKEVICH	Kill Block
41					13-16	3	+ Point	TEAM	Point
42							Serve	12 SHUVAEV	Serve Hit
	Block	4 HOSSEINI	Kill Block				Spike	8 PLESHKEVICH	Fault
43					14-16	2			
	Point	TEAM	Point	+					
44									
	Serve	4 HOSSEINI	Serve Hit						
	Block	2 ALIMARDANI	Fault				Spike	8 PLESHKEVICH	Spike
				+	14-17	3			Opp. Error
45							Serve	6 PETROCHENKO	Serve Hit
	Spike	7 ALIZADEH	Spike				Block	8 PLESHKEVICH	Fault
			Opp. Error	+	15-17	2			
46									
	Serve	7 ALIZADEH	Serve Hit						
	Spike	9 GHAFOURI	Spike	+	16-17	1			
47									
	Serve	7 ALIZADEH	Serve Hit						
			Opp. Error				Spike	2 SALMIN	Fault
48					17-17				
	Point	TEAM	Point	+					
49									
	Serve	7 ALIZADEH	Serve Hit						
	Block	2 ALIMARDANI	Fault				Spike	8 PLESHKEVICH	Spike
				+	17-18	1			Opp. Error
50							Serve	3 KUDRYASHOV	Serve Hit
	Spike	9 GHAFOURI	Spike				Block	8 PLESHKEVICH	Fault
			Opp. Error	+	18-18				
51									
	Serve	9 GHAFOURI	Serve Hit						Opp. Error
	Block	13 KEIKHA	Fault						
52					18-19	1	+ Point	TEAM	Point
53							Serve	8 PLESHKEVICH	Serve Hit
	Spike	6 TALEBI	Fault						Opp. Error
54					18-20	2	+ Point	TEAM	Point
55							Serve	8 PLESHKEVICH	Fault
	Sub.	12 DADASHKHANI	In		19-20	1			
	Sub.	13 KEIKHA	Out						
56									
	Serve	2 ALIMARDANI	Serve Hit						
			Opp. Error				Spike	12 SHUVAEV	Fault
57					20-20				
	Point	TEAM	Point	+					
									Time Out



FRI 28 JUL 2017

Play by Play

Start Time 11:00 - End Time 13:08

Match Duration: 2h7

2nd Set

Rally	IRI - Iran			Lead	Score	Lead	RUS - Russia			
58	Serve	2 ALIMARDANI	Fault	+	20-21	1			Opp. Error	
							Sub.	2 SALMIN	Out	
							Sub.	14 SIMANOVSKIY	In	
59			Opp. Error				Serve	14 SIMANOVSKIY	Serve Hit	
							Spike	12 SHUVAEV	Fault	
60	Point	TEAM	Point	+	21-21					
	Sub.	12 DADASHKHANI	Out							
	Sub.	13 KEIKHA	In							
61	Serve	13 KEIKHA	Serve Hit							
	Spike	6 TALEBI	Fault							
62					21-22	1	+	Block	6 PETROCHENKO	Kill Block
								Point	TEAM	Point
63								Serve	5 SINELNIKOV	Serve Hit
	Spike	7 ALIZADEH	Fault					Block	3 KUDRYASHOV	Kill Block
64					21-23	2	+	Point	TEAM	Point
65								Serve	5 SINELNIKOV	Serve Hit
	Spike	6 TALEBI	Spike	+	22-23	1				
66	Serve	6 TALEBI	Serve Hit							
	Block	9 GHAFOURI	Kill Block					Spike	12 SHUVAEV	Fault
67	Point	TEAM	Point	+	23-23					
										Time Out
							Sub.	3 KUDRYASHOV	Out	
							Sub.	11 SHMYGIN	In	
68	Serve	6 TALEBI	Serve Hit							
	Spike	9 GHAFOURI	Spike					Block	12 SHUVAEV	Fault
			Opp. Error	+	24-23	1				
							Sub.	6 PETROCHENKO	Out	
							Sub.	10 OKUNEV	In	
69	Serve	6 TALEBI	Serve Hit							
	Spike	9 GHAFOURI	Fault					Block	10 OKUNEV	Kill Block
70					24-24		+	Point	TEAM	Point
71								Serve	12 SHUVAEV	Serve Hit
	Spike	9 GHAFOURI	Spike					Dig	8 PLESHKEVICH	Fault
			Opp. Error	+	25-24	1				
72	Serve	4 HOSSEINI	Serve Hit							
	Spike	9 GHAFOURI	Spike					Block	11 SHMYGIN	Fault
			Opp. Error	+	26-24	2				

3rd Set

Rally	IRI - Iran			Lead	Score	Lead	RUS - Russia			
1	Serve	13 KEIKHA	Serve Hit							
	Spike	6 TALEBI	Fault					Block	4 ROMANTSOV	Kill Block
2					0-1	1	+	Point	TEAM	Point
3								Serve	12 SHUVAEV	Serve Hit
	Spike	7 ALIZADEH	Spike					Block	4 ROMANTSOV	Fault
			Opp. Error	+	1-1					
4	Serve	6 TALEBI	Serve Hit							
				+	1-2	1		Spike	6 PETROCHENKO	Spike
5								Serve	6 PETROCHENKO	Serve Hit
	Block	7 ALIZADEH	Fault					Spike	8 PLESHKEVICH	Spike
				+	1-3	2				Opp. Error



FRI 28 JUL 2017

Play by Play

Start Time 11:00 - End Time 13:08

Match Duration: 2h7

3rd Set

Rally	IRI - Iran			Lead	Score	Lead	RUS - Russia		
6	Spike	9 GHAFOURI	Fault				Serve Block	6 PETROCHENKO 4 ROMANTSOV	Serve Hit Kill Block
7					1-4	3	+ Point	TEAM	Point
8			Opp. Error	+	2-4	2	Serve	6 PETROCHENKO	Fault
9	Serve Spike	4 HOSSEINI 2 ALIMARDANI	Serve Hit Fault						Opp. Error
10					2-5	3	+ Point	TEAM	Point
11			Opp. Error				Serve Spike	4 ROMANTSOV 4 ROMANTSOV	Serve Hit Fault
12	Point	TEAM	Point	+	3-5	2			
13	Serve Block	7 ALIZADEH 2 ALIMARDANI	Serve Hit Fault		3-6	3	Spike	8 PLESHKEVICH	Spike Opp. Error
14	Block	2 ALIMARDANI	Fault		3-7	4	Serve Spike	8 PLESHKEVICH 12 SHUVAEV	Serve Hit Spike Opp. Error
15	Reception	3 KALTEH	Reception Fault				Serve	8 PLESHKEVICH	Ace Opp. Error
16					3-8	5	+ Point	TEAM	Point
	Sub.	12 DADASHKHANI	In						
	Sub.	13 KEIKHA	Out						
	Sub.	7 ALIZADEH	Out						
	Sub.	14 AFKHAMISARAI	In						
17	Block	2 ALIMARDANI	Kill Block				Serve Spike	8 PLESHKEVICH 12 SHUVAEV	Serve Hit Fault
18	Point	TEAM	Point	+	4-8	4			
19	Serve Block	9 GHAFOURI 2 ALIMARDANI	Serve Hit Fault		4-9	5	Spike	8 PLESHKEVICH	Spike Opp. Error
20	Spike	12 DADASHKHANI	Fault				Serve	2 SALMIN	Serve Hit Opp. Error
21					4-10	6	+ Point	TEAM	Point
22	Spike	6 TALEBI	Spike Opp. Error	+	5-10	5	Serve Block	2 SALMIN 3 KUDRYASHOV	Serve Hit Fault
23	Serve	2 ALIMARDANI	Serve Hit Opp. Error				Spike	6 PETROCHENKO	Fault
24	Point	TEAM	Point	+	6-10	4			
25	Serve Block	2 ALIMARDANI 12 DADASHKHANI	Serve Hit Fault		6-11	5	Spike	12 SHUVAEV	Spike Opp. Error
26	Spike	6 TALEBI	Spike Opp. Error	+	7-11	4	Serve Block	3 KUDRYASHOV 4 ROMANTSOV	Serve Hit Fault
	Sub.	12 DADASHKHANI	Out						
	Sub.	13 KEIKHA	In						
	Sub.	7 ALIZADEH	In						
	Sub.	14 AFKHAMISARAI	Out						
27	Serve Spike	13 KEIKHA 6 TALEBI	Serve Hit Fault						Opp. Error



FRI 28 JUL 2017

Play by Play

Start Time 11:00 - End Time 13:08

Match Duration: 2h7

3rd Set

Rally	IRI - Iran			Lead	Score	Lead	RUS - Russia		
28					7-12	5	+ Point	TEAM	Point
29	Spike	7 ALIZADEH	Spike	+	8-12	4	Serve	12 SHUVAEV	Serve Hit
30	Serve	6 TALEBI	Serve Hit				Spike	4 ROMANTSOV	Fault
			Opp. Error						
31	Point	TEAM	Point	+	9-12	3			
32	Serve	6 TALEBI	Serve Hit						
	Spike	7 ALIZADEH	Spike	+	10-12	2			
33	Serve	6 TALEBI	Ace				Reception	12 SHUVAEV	Reception Fault
			Opp. Error						
34	Point	TEAM	Point	+	11-12	1			
									Time Out
35	Serve	6 TALEBI	Serve Hit				Spike	8 PLESHKEVICH	Spike
	Dig	13 KEIKHA	Fault	+	11-13	2			Opp. Error
36				+	11-14	3	Serve	6 PETROCHENKO	Serve Hit
							Spike	4 ROMANTSOV	Spike
37	Spike	7 ALIZADEH	Fault				Serve	6 PETROCHENKO	Serve Hit
							Block	8 PLESHKEVICH	Kill Block
38					11-15	4	+ Point	TEAM	Point
39	Spike	9 GHAFOURI	Spike	+	12-15	3	Serve	6 PETROCHENKO	Serve Hit
			Opp. Error				Block	4 ROMANTSOV	Fault
40	Serve	4 HOSSEINI	Serve Hit	+	12-16	4	Spike	8 PLESHKEVICH	Spike
							Sub.	1 BULEIKO	In
							Sub.	3 KUDRYASHOV	Out
							Sub.	5 SINELNIKOV	In
							Sub.	11 SHMYGIN	Out
41	Block	7 ALIZADEH	Kill Block				Serve	5 SINELNIKOV	Serve Hit
							Spike	8 PLESHKEVICH	Fault
42	Point	TEAM	Point	+	13-16	3			
43	Serve	7 ALIZADEH	Serve Hit				Spike	2 SALMIN	Fault
			Opp. Error						
44	Point	TEAM	Point	+	14-16	2			
45	Serve	7 ALIZADEH	Serve Hit	+	14-17	3	Spike	8 PLESHKEVICH	Spike
							Serve	8 PLESHKEVICH	Serve Hit
46	Block	2 ALIMARDANI	Kill Block				Spike	12 SHUVAEV	Fault
47	Point	TEAM	Point	+	15-17	2			
48	Serve	9 GHAFOURI	Serve Hit				Spike	12 SHUVAEV	Spike
	Block	13 KEIKHA	Fault	+	15-18	3			Opp. Error
49				+	16-18	2	Serve	2 SALMIN	Fault
			Opp. Error						
50	Serve	2 ALIMARDANI	Serve Hit	+	16-19	3	Spike	6 PETROCHENKO	Spike
							Serve	1 BULEIKO	Serve Hit
51				+	16-20	4	Spike	6 PETROCHENKO	Spike
			Time Out						
52							Serve	1 BULEIKO	Serve Hit
	Block	4 HOSSEINI	Fault	+	16-21	5	Spike	12 SHUVAEV	Spike
									Opp. Error



FRI 28 JUL 2017

Play by Play

Start Time 11:00 - End Time 13:08


Match Duration: 2h7

3rd Set

Rally	IRI - Iran			Lead	Score	Lead	RUS - Russia		
53	Spike	7 ALIZADEH	Fault				Serve	1 BULEIKO	Serve Hit Opp. Error
54					16-22	6	+ Point	TEAM	Point
55					16-23	7	Serve Spike	1 BULEIKO 5 SINELNIKOV	Serve Hit Spike
	Sub.	4 HOSSEINI	Out						
	Sub.	10 MOJARRAD	In						
56	Spike	6 TALEBI	Fault				Serve	1 BULEIKO	Serve Hit Opp. Error
57					16-24	8	+ Point	TEAM	Point
58	Block	13 KEIKHA	Fault				Serve Spike	1 BULEIKO 12 SHUVAEV	Serve Hit Spike Opp. Error
					16-25	9			

4th Set

Rally	IRI - Iran			Lead	Score	Lead	RUS - Russia		
1					0-1	1	Serve Spike	3 KUDRYASHOV 8 PLESHKEVICH	Serve Hit Spike
2	Reception	3 KALTEH	Reception Fault				Serve	3 KUDRYASHOV	Ace Opp. Error
3					0-2	2	+ Point	TEAM	Point
4	Spike	1 ASHJAEI	Fault				Serve	3 KUDRYASHOV	Serve Hit Opp. Error
5					0-3	3	+ Point	TEAM	Point
	Sub.	1 ASHJAEI	Out						
	Sub.	12 DADASHKHANI	In						
6	Block	6 TALEBI	Kill Block				Serve Spike	3 KUDRYASHOV 12 SHUVAEV	Serve Hit Fault
7	Point	TEAM	Point		1-3	2			
8	Serve Block	6 TALEBI 7 ALIZADEH	Serve Hit Kill Block				Spike	4 ROMANTSOV	Fault
9	Point	TEAM	Point		2-3	1			
10	Serve Dig	6 TALEBI 14 AFKHAMISARAI	Serve Hit Fault				Spike	12 SHUVAEV	Spike Opp. Error
11					2-4	2			
11	Spike	7 ALIZADEH	Fault				Serve	12 SHUVAEV	Serve Hit Opp. Error
12					2-5	3	+ Point	TEAM	Point
13							Serve	12 SHUVAEV	Serve Hit
14	Spike	7 ALIZADEH	Fault				Block	4 ROMANTSOV	Kill Block
					2-6	4	+ Point	TEAM	Point
15	Spike	7 ALIZADEH	Spike Opp. Error				Serve Block	12 SHUVAEV 4 ROMANTSOV	Serve Hit Fault
16	Serve Block	10 MOJARRAD 2 ALIMARDANI	Serve Hit Fault		3-6	3			
					3-7	4			
17	Spike	12 DADASHKHANI	Fault				Serve Block	6 PETROCHENKO 8 PLESHKEVICH	Serve Hit Kill Block



FRI 28 JUL 2017

Play by Play

Start Time 11:00 - End Time 13:08

Match Duration: 2h7

4th Set

Rally	IRI - Iran			Lead	Score	Lead	RUS - Russia		
18					3-8	5	+ Point	TEAM	Point
	Sub.	13 KEIKHA	In						
	Sub.	14 AFKHAMISARAI	Out						
19							Serve	6 PETROCHENKO	Serve Hit
	Spike	2 ALIMARDANI	Spike	+	4-8	4			
20	Serve	12 DADASHKHANI	Serve Hit				Spike	8 PLESHKEVICH	Spike
	Dig	12 DADASHKHANI	Fault						Opp. Error
				+	4-9	5			
21							Serve	4 ROMANTSOV	Fault
			Opp. Error	+	5-9	4			
22	Serve	7 ALIZADEH	Serve Hit						
	Spike	6 TALEBI	Spike	+	6-9	3			
23	Serve	7 ALIZADEH	Serve Hit						
				+	6-10	4	Spike	8 PLESHKEVICH	Spike
24							Serve	8 PLESHKEVICH	Serve Hit
	Spike	2 ALIMARDANI	Spike	+	7-10	3			
25	Serve	2 ALIMARDANI	Serve Hit				Spike	12 SHUVAEV	Fault
			Opp. Error						
26	Point	TEAM	Point	+	8-10	2			
27	Serve	2 ALIMARDANI	Serve Hit				Spike	12 SHUVAEV	Spike
	Block	6 TALEBI	Fault						Opp. Error
				+	8-11	3			
							Sub.	2 SALMIN	Out
							Sub.	10 OKUNEV	In
28							Serve	10 OKUNEV	Serve Hit
	Spike	6 TALEBI	Spike	+	9-11	2			
29	Serve	13 KEIKHA	Serve Hit						
	Dig	3 KALTEH	Fault				Spike	6 PETROCHENKO	Spike
				+	9-12	3			Opp. Error
30							Serve	3 KUDRYASHOV	Serve Hit
				+	9-13	4	Spike	8 PLESHKEVICH	Spike
31							Serve	3 KUDRYASHOV	Serve Hit
	Spike	6 TALEBI	Spike				Dig	9 ELIZOV	Fault
			Opp. Error	+	10-13	3			
32	Serve	6 TALEBI	Fault						
				+	10-14	4			Opp. Error
33							Serve	12 SHUVAEV	Serve Hit
	Spike	12 DADASHKHANI	Fault				Block	6 PETROCHENKO	Kill Block
34					10-15	5	+ Point	TEAM	Point
	Sub.	1 ASHJAEI	In						
	Sub.	12 DADASHKHANI	Out						
35							Serve	12 SHUVAEV	Serve Hit
			Opp. Error				Block	4 ROMANTSOV	Fault
36	Point	TEAM	Point	+	11-15	4			
37	Serve	10 MOJARRAD	Serve Hit						
	Dig	6 TALEBI	Fault				Spike	8 PLESHKEVICH	Spike
				+	11-16	5			Opp. Error
38							Serve	6 PETROCHENKO	Serve Hit
	Block	2 ALIMARDANI	Kill Block				Spike	8 PLESHKEVICH	Fault
39	Point	TEAM	Point	+	12-16	4			
40	Serve	1 ASHJAEI	Serve Hit						
			Opp. Error				Spike	8 PLESHKEVICH	Fault



FRI 28 JUL 2017

Play by Play

Start Time 11:00 - End Time 13:08

Match Duration: 2h7

4th Set

Rally	IRI - Iran			Lead	Score	Lead	RUS - Russia		
41	Point	TEAM	Point	+	13-16	3			
42	Serve	1 ASHJAEI	Serve Hit						
	Spike	7 ALIZADEH	Fault						Opp. Error
43					13-17	4	+	Point	TEAM
44								Serve	4 ROMANTSOV
	Spike	7 ALIZADEH	Spike					Dig	12 SHUVAEV
			Opp. Error	+	14-17	3			Serve Hit
									Fault
								Sub.	4 ROMANTSOV
								Sub.	5 SINELNIKOV
								Sub.	1 BULEIKO
								Sub.	3 KUDRYASHOV
45	Serve	7 ALIZADEH	Ace						Out
			Opp. Error					Reception	12 SHUVAEV
46	Point	TEAM	Point	+	15-17	2			Reception Fault
47	Serve	7 ALIZADEH	Fault						
				+	15-18	3			Opp. Error
48								Serve	8 PLESHKEVICH
			Opp. Error	+	16-18	2			Fault
49	Serve	2 ALIMARDANI	Serve Hit						
				+	16-19	3		Spike	12 SHUVAEV
50								Serve	10 OKUNEV
			Opp. Error					Spike	6 PETROCHENKO
51	Point	TEAM	Point	+	17-19	2			Serve Hit
52	Serve	13 KEIKHA	Serve Hit						Fault
				+	17-20	3		Spike	12 SHUVAEV
53								Serve	1 BULEIKO
	Spike	6 TALEBI	Spike					Block	12 SHUVAEV
			Opp. Error	+	18-20	2			Serve Hit
									Fault
54	Serve	6 TALEBI	Serve Hit						
			Opp. Error					Spike	8 PLESHKEVICH
55	Point	TEAM	Point	+	19-20	1			Fault
									Time Out
								Sub.	1 BULEIKO
								Sub.	3 KUDRYASHOV
								Sub.	4 ROMANTSOV
								Sub.	5 SINELNIKOV
56	Serve	6 TALEBI	Serve Hit						Out
	Block	13 KEIKHA	Fault					Spike	12 SHUVAEV
				+	19-21	2			Spike
57								Serve	12 SHUVAEV
	Spike	7 ALIZADEH	Spike					Block	6 PETROCHENKO
			Opp. Error	+	20-21	1			Serve Hit
58	Serve	10 MOJARRAD	Fault						Fault
				+	20-22	2			Opp. Error
59								Serve	6 PETROCHENKO
	Spike	7 ALIZADEH	Spike						Serve Hit
60	Serve	1 ASHJAEI	Serve Hit						
	Block	7 ALIZADEH	Fault					Spike	4 ROMANTSOV
				+	21-23	2			Spike
61								Serve	4 ROMANTSOV
			Opp. Error					Block	3 KUDRYASHOV
									Serve Hit
									Fault



FRI 28 JUL 2017

Play by Play

Start Time 11:00 - End Time 13:08

Match Duration: 2h7

4th Set

Rally	IRI - Iran			Lead	Score	Lead	RUS - Russia		
62	Point	TEAM	Point	+	22-23	1	Time Out		
63	Serve Block	7 ALIZADEH 6 TALEBI	Serve Hit Fault	+	22-24	2	Spike	8 PLESHKEVICH	Spike Opp. Error
64	Spike	2 ALIMARDANI	Spike Opp. Error	+	23-24	1	Serve Block	8 PLESHKEVICH 10 OKUNEV	Serve Hit Fault
65	Serve Set	2 ALIMARDANI 1 ASHJAEI	Serve Hit Fault	+	23-25	2	Opp. Error		

LEGEND

+ Point scored by team

Opp. Opponent

Sub. Substitution



FRI 28 JUL 2017

Start List

Start Time 11:00

IRI vs RUS

P1

First Referee: Aysim ERGINAY (TR)

Second Referee: Gurhan GUL (TUR)

IRI - Iran

Shirt colour: White

No.	Name	Shirt Name	Pos.	Han.	Height	Weight	Highest Reach		Date of Birth	Tournament Totals						
							Spike cm	Block cm		Spike	Block	Serve	Total	%		
1	ASHJAEI KOOSHKMAHDI Sadeq	ASHJAEI							12 NOV 1989	22	6	9	37	18.97		
2	ALIMARDANI Mahmood	ALIMARDANI							19 OCT 1993	28	16	1	45	23.08		
3	KALTEH Rahmat	KALTEH	L						13 JUL 1982	0	0	0	0	0		
4	HOSSEINI Seyyed Ahmad	HOSSEINI							12 MAR 1987	10	8	1	19	9.74		
5	DEGHAN Hamed	DEGHAN							18 DEC 1989	0	0	0	0	0		
6	TALEBI DELOUEI Vahid	TALEBI							20 SEP 1988	64	3	4	71	36.41		
7	ALIZADEH Jafar	ALIZADEH							10 JUL 1993	22	1	1	24	12.31		
8	FAGHIHIFAR Mohsen	FAGHIHIFAR	L						12 AUG 1991	0	0	0	0	0		
9	GHAFOURI HOSSEINABAD Saeid	GHAFOURI							15 MAY 1991	58	2	4	64	32.82		
10	MOJARRAD Ramez	MOJARRAD							10 JUN 1991	0	0	0	0	0		
11	BIPANAH GORJI Hassan (C)	BIPANAH GORJI	S						28 AUG 1964	0	0	4	4	2.05		
12	DADASHKHANI Aram	DADASHKHANI							21 DEC 1996	14	0	0	14	7.18		
13	KEIKHA Ebrahim	KEIKHA	S						27 MAY 1994	2	3	6	11	5.64		
14	AFKHAMISARAI Amir	AFKHAMISARAI							20 OCT 1996	0	0	1	1	0.51		
Coach							TORKASHVAND Mohammad								Assistant	

Phase	Opponent	Sets	Points per Set
Preliminary - Group B	USA	3 - 1	25 - 19, 18 - 25, 25 - 16, 25 - 21
Preliminary - Group B	POL	3 - 0	25 - 21, 25 - 18, 25 - 16
Preliminary - Group B	UKR	0 - 3	16 - 25, 11 - 25, 17 - 25
Preliminary - Group B	RUS	2 - 3	10 - 25, 25 - 15, 20 - 25, 25 - 18, 12 - 1
Quarter-finals	ITA	3 - 2	25 - 16, 19 - 25, 25 - 16, 18 - 25, 15 - 1
Semi-finals	TUR	1 - 3	18 - 25, 19 - 25, 25 - 20, 20 - 25

RUS - Russia

Shirt colour: Blue

No.	Name	Shirt Name	Pos.	Han.	Height	Weight	Highest Reach		Date of Birth	Tournament Totals						
							Spike cm	Block cm		Spike	Block	Serve	Total	%		
1	BULEIKO Vladimir	BULEIKO							30 DEC 1994	32	1	3	36	14.94		
2	SALMIN Maxim Ivanovich	SALMIN							22 JUN 1985	26	17	0	43	17.84		
3	KUDRYASHOV Alexander Yuryevic	KUDRYASHOV	S						18 FEB 1984	4	0	0	4	1.66		
4	ROMANTSOV Pavel	ROMANTSOV							3 JUN 1995	22	2	3	27	11.20		
5	SINELNIKOV Stanislav	SINELNIKOV	S						23 OCT 1989	4	0	2	6	2.49		
6	PETROCHENKO Aleksey	PETROCHENKO							11 APR 1982	31	12	4	47	19.50		
7	VESNIN Andrey	VESNIN	L						9 APR 1984	0	0	0	0	0		
8	PLESHKEVICH Georgy	PLESHKEVICH							16 JUL 1988	32	16	1	49	20.33		
9	ELIZOV Dmitrii	ELIZOV	L						20 JUN 1993	1	0	0	1	0.41		
10	OKUNEV Sergey Nikolaevich	OKUNEV							26 AUG 1984	12	10	0	22	9.13		
11	SHMYGIN Vladimir	SHMYGIN							26 AUG 1985	37	2	10	49	20.33		
12	SHUVAEV Alexander	SHUVAEV							13 DEC 1990	54	2	2	58	24.07		
13	KOMAROV Kirill	KOMAROV							20 NOV 1997	10	0	0	10	4.15		
14	SIMANOVSKIY Roman	SIMANOVSKIY							3 AUG 1991	10	0	0	10	4.15		
Coach							KOVALCHUK Vasily								Assistant	

Phase	Opponent	Sets	Points per Set
Preliminary - Group B	POL	3 - 0	25 - 23, 25 - 13, 25 - 16
Preliminary - Group B	UKR	2 - 3	25 - 20, 30 - 32, 21 - 25, 25 - 19, 12 - 1
Preliminary - Group B	USA	3 - 0	25 - 21, 25 - 23, 28 - 26
Preliminary - Group B	IRI	3 - 2	25 - 10, 15 - 25, 25 - 20, 18 - 25, 15 - 1
Quarter-finals	JPN	3 - 0	25 - 18, 25 - 18, 25 - 21
Semi-finals	UKR	1 - 3	19 - 25, 25 - 22, 17 - 25, 20 - 25



FRI 28 JUL 2017

Start Time 11:00

Start List

IRI vs RUS

P1

First Referee: Aysim ERGINAY (TR)

Second Referee: Gurhan GUL (TUR)

LEGEND

%	Percentage of total team score	(C)	Team Captain	BH	Both Handed	F1	Gold-medal Match	F3	Bronze-medal Match
Han.	Handedness	L	Libero	LH	Left Handed	MB	Middle Blocker	No.	Shirt Number
S	Setter	SF	Semi-finals	WS	Wing Spiker	QF	Quarter-finals	RH	Right Handed



THU 27 JUL 2017

Start Time 16:29 - End Time 18:59

Match Duration 2h29

Results

P2

ITA vs BRA
2 3

Team	Sets	1	2	3	4	5	Total
ITA	2	24	21	34	25	11	115
BRA	3	26	25	32	22	15	120
	Playing Time	28min	27min	36min	27min	15min	2h15

First Referee: Demir DENIZ GUVENC

Second Referee: Rebecca RUIZ JOHANNES

ITA - Italy

No.	Name	Pos.	1	2	3	4	5	Pts
1	IANIRO Simone		3	4	4	3	6	8
2	GUIDOTTI Marco	L	L	L	L			
3	PIERONI Diego		6	1	1			3
4	CASELLI Alberto	S	8	10	11	1		4
5	VERDECCHIA Lorenzo		2	6	3	6	3	13
6	FAETTINI Nicola	L			L	L	L	
7	MALFASI Marco			11				1
8	BOLIS Mirko		4	5	5	4	4	23
9	MUSACCHIO Luigi		3	5	5	2	2	10
10	AQUILANI Valerio (C)		5	3	6	5	5	28
11	DELL'ARTE Riccardo	S	1	2	2	1		2
12	MERLIN Riccardo							

Coach GENTILE Stefano
Assistant Coach

BRA - Brazil

No.	Name	Pos.	1	2	3	4	5	Pts
1	NETO Felipe De Oliveira		3	2	3	2	2	15
2	DALE COUTO Alexandre	L	L					
3	BASTOS Denilson Santos	L		L	L	L		
4	RIGO Alexandre		-1					
5	AFONSO Sergio Gaspar							
6	MACHADO Rafael Nogueira		5	4	5	4	4	8
7	CELESTINO Guilherme Carvalho	S	2	1	2	1	1	2
8	DYNIWICZ Luciano Canesso		7	7	7	10		
9	WESTERMANN G. (C)		6	5	6	5	5	22
10	PEREIRA Rafael Camargo		1	6	1	6	6	6
11	ALVES Fabio Meira							
12	VIEIRA Lucas Bonalume		4	3	4	3	3	19
13	LOPES Alexandre Dal Forno							


Coach SALVADOR Alex Luis Hiath
Assistant Coach

TEAM AND PLAYER PERFORMANCES

Won	Total Atts	No. Name	Scoring Skills	Won	Total Atts	No. Name
74	157	Total Team	Spike	55	127	Total Team
27	53	10 AQUILANI Valerio		20	39	9 WESTERMANN G.
20	45	8 BOLIS Mirko		12	29	1 NETO Felipe De Oliveira
11	21	5 VERDECCHIA Lorenzo		12	26	12 VIEIRA Lucas Bonalume
7	43	Total Team	Block	11	54	Total Team
2	16	1 IANIRO Simone		4	17	12 VIEIRA Lucas Bonalume
2	6	5 VERDECCHIA Lorenzo		2	13	6 MACHADO Rafael Nogueira
1	2	9 MUSACCHIO Luigi		2	9	10 PEREIRA Rafael Camargo
11	115	Total Team	Serve	6	120	Total Team
3	7	4 CASELLI Alberto		3	20	12 VIEIRA Lucas Bonalume
3	21	1 IANIRO Simone		2	28	1 NETO Felipe De Oliveira
2	23	8 BOLIS Mirko		1	27	7 CELESTINO Guilherme Carvalho
76		Total Team	Opp. Error	83		Total Team
168	315	Total Team	Total	155	301	Total Team
28	71	10 AQUILANI Valerio	Best Scorer	22	59	9 WESTERMANN G.

LEGEND

- (C) Team Captain
- nn Substitute where nn = shirt number of outgoing player
- MB Middle Blocker
- OS Opposite Spiker
- S Setter
- n Starting line-up where n= starting position on court
- Atts Attempts
- No. Shirt Number
- Pos Playing Position
- WS Wing Spiker
- L Substitute Libero
- L Libero
- Opp. Opponent
- Pts Points scored



THU 27 JUL 2017

Start List

Start Time 15:00

ITA vs BRA

P1

First Referee: Demir DENIZ GUVENC

Second Referee: Rebecca RUIZ JOHANNES

ITA - Italy

Shirt colour: White

No.	Name	Shirt Name	Pos.	Han.	Height	Weight	Highest Reach		Date of Birth	Tournament Totals				
							Spike cm	Block cm		Spike	Block	Serve	Total	%
1	IANIRO Simone	IANIRO							5 APR 1992	19	10	2	31	13.60
2	GUIDOTTI Marco	GUIDOTTI	L						16 MAR 1983	0	0	0	0	0
3	PIERONI Diego	PIERONI							3 NOV 1982	5	11	2	18	7.89
4	CASELLI Alberto	CASELLI	S						29 JUL 1998	1	0	0	1	0.44
5	VERDECCHIA Lorenzo	VERDECCHIA							16 NOV 1993	55	7	7	69	30.26
6	FAETTINI Nicola	FAETTINI	L						2 MAR 1977	0	0	0	0	0
7	MALFASI Marco	MALFASI							12 JUL 1994	0	0	0	0	0
8	BOLIS Mirko	BOLIS							10 MAY 1979	66	4	4	74	32.46
9	MUSACCHIO Luigi	MUSACCHIO							19 APR 1992	0	0	0	0	0
10	AQUILANI Valerio (C)	AQUILANI							20 NOV 1990	65	4	4	73	32.02
11	DELL'ARTE Riccardo	DELL'ARTE	S						17 JUL 1996	2	2	4	8	3.51
12	MERLIN Riccardo	MERLIN							4 FEB 1981	13	2	0	15	6.58
Coach GENTILE Stefano							Assistant							

Phase	Opponent	Sets	Points per Set
Preliminary - Group A	JPN	3 - 1	25 - 17, 18 - 25, 25 - 20, 25 - 20
Preliminary - Group A	VEN	3 - 0	25 - 20, 25 - 18, 25 - 17
Preliminary - Group A	TUR	2 - 3	25 - 21, 16 - 25, 25 - 22, 14 - 25, 12 - 1
Preliminary - Group A	BRA	3 - 1	27 - 29, 25 - 23, 25 - 16, 25 - 22
Quarter-finals	IRI	2 - 3	16 - 25, 25 - 19, 16 - 25, 25 - 18, 10 - 1
Semifinals 5-8	USA	3 - 1	23 - 25, 25 - 19, 25 - 15, 25 - 14

BRA - Brazil

Shirt colour: Blue

No.	Name	Shirt Name	Pos.	Han.	Height	Weight	Highest Reach		Date of Birth	Tournament Totals				
							Spike cm	Block cm		Spike	Block	Serve	Total	%
1	NETO Felipe De Oliveira	NETO							30 DEC 1983	18	3	0	21	22.34
2	DALE COUTO Alexandre	DALE COUTO							28 JUN 1980	0	0	0	0	0
3	BASTOS Denilson Santos	BASTOS	L						19 JUN 1997	0	0	0	0	0
4	RIGO Alexandre	RIGO	L						25 APR 1974	0	0	0	0	0
5	AFONSO Sergio Gaspar	AFONSO							19 JUL 1968	1	0	0	1	1.06
6	MACHADO Rafael Nogueira	MACHADO							21 NOV 1985	39	3	1	43	45.74
7	CELESTINO Guilherme Carvalho	CELESTINO	S						22 MAR 1999	8	4	7	19	20.21
8	DYNIWICZ Luciano Canesso	DYNIWICZ							4 OCT 1982	10	5	0	15	15.96
9	WESTERMANN G. (C)	WESTERMANN							19 JUN 1966	62	3	0	65	69.15
10	PEREIRA Rafael Camargo	PEREIRA							23 JUN 1991	25	11	1	37	39.36
11	ALVES Fabio Meira	ALVES							20 OCT 1979	4	3	0	7	7.45
12	VIEIRA Lucas Bonalume	VIEIRA							8 AUG 1987	63	11	3	77	81.91
13	LOPES Alexandre Dal Forno	LOPES							11 APR 1977	0	2	0	2	2.13
Coach SALVADOR Alex Luis Hiath							Assistant							

Phase	Opponent	Sets	Points per Set
Preliminary - Group A	VEN	3 - 2	25 - 23, 25 - 20, 18 - 25, 23 - 25, 15 - 1
Preliminary - Group A	TUR	0 - 3	16 - 25, 9 - 25, 11 - 25
Preliminary - Group A	ITA	1 - 3	29 - 27, 23 - 25, 16 - 25, 22 - 25
Preliminary - Group A	JPN	0 - 3	19 - 25, 21 - 25, 18 - 25
Quarter-finals	UKR	0 - 3	14 - 25, 19 - 25, 9 - 25
Semifinals 5-8	JPN	3 - 2	26 - 24, 25 - 18, 19 - 25, 24 - 26, 15 - 9



THU 27 JUL 2017

Start Time 15:00

Start List

ITA vs BRA


P1

First Referee: Demir DENIZ GUVENC

Second Referee: Rebecca RUIZ JOHANNES

LEGEND

%	Percentage of total team score	(C)	Team Captain	BH	Both Handed	F1	Gold-medal Match	F3	Bronze-medal Match
F5	Final 5th-6th Place	Han.	Handedness	L	Libero	LH	Left Handed	MB	Middle Blocker
RH	Right Handed	S	Setter	SF	Semi-finals	SF58	Semifinals 5-8	WS	Wing Spiker



THU 27 JUL 2017

Start Time 11:00 - End Time 12:52

Match Duration 1h51

Results

P2

USA vs JPN
1 3

Team	Sets	1	2	3	4	Total
USA	1	22	19	25	16	82
JPN	3	25	25	18	25	93
	Playing Time	24min	27min	24min	24min	1h41

First Referee: Mutlu SECAL

Second Referee: Gurhan GUL (TUR)

USA - US of America

No.	Name	Pos.	1	2	3	4	5	Pts
1	BELL James Ethan		2	2	4	4		8
3	LEYDEN Bryan		5	6	6	6		6
4	MARTINEZ Hugo					1		
5	POINDEXTER Ryan			7				
6	MORENO Daniel Enrigue							
7	BRUNING Michael Wayne (C)	S	4	4	5	2		12
8	NELSON Ryan Anthony	L	L	L	L	L		
11	VINCENT Eric		6	5	2	5		13
12	SMALLEY Jacob							
14	TAYLOR Hunter							
16	MANOOGIAN Ryan		1	1	1	1		9
17	BEHM Cory	S	3	3	3	3		1

Coch REMAKLUS Gregory
Assistant Coach

JPN - Japan

No.	Name	Pos.	1	2	3	4	5	Pts
1	KANO Takuya (C)		2	1	2	1		14
2	NOBUTA Mitsunobu		3	2	3	2		9
3	AKIMOTO Shoma							
4	WAKAHARA Masayuki	S	1	6	8			2
5	TAKAHASHI Ryuichi							
6	TAZOKO Yoshiki		4	3	4	3		18
7	YOSHIDA Sho		5	4	5	4		17
8	KAGA Mitsuru	S		4	1	6		2
9	NARUKI Shunsuke		6	5	6	5		2
10	KAGA Tatsuki	S						
11	CHIHARA Kohei		9	9	9	9		1
12	SAKASHITA Shinichi	L	L	L	L	L		

Coch SHIKATANI Akio
Assistant Coach

TEAM AND PLAYER PERFORMANCES

Won	Total Atts	No. Name	Scoring Skills	Won	Total Atts	No. Name
35	111	Total Team	Spike	48	109	Total Team
10	19	11 VINCENT Eric		17	29	7 YOSHIDA Sho
9	28	16 MANOOGIAN Ryan		16	32	6 TAZOKO Yoshiki
8	24	7 BRUNING Michael Wayne		11	35	1 KANO Takuya
11	49	Total Team	Block	6	34	Total Team
4	12	7 BRUNING Michael Wayne		3	4	1 KANO Takuya
2	7	1 BELL James Ethan		2	11	2 NOBUTA Mitsunobu
2	10	3 LEYDEN Bryan		1	4	9 NARUKI Shunsuke
3	83	Total Team	Serve	11	92	Total Team
1	16	1 BELL James Ethan		6	24	2 NOBUTA Mitsunobu
1	14	3 LEYDEN Bryan		2	7	8 KAGA Mitsuru
1	11	11 VINCENT Eric		2	14	6 TAZOKO Yoshiki
49		Total Team	Opp. Error	71		Total Team
98	243	Total Team	Total	136	235	Total Team
13	43	11 VINCENT Eric	Best Scorer	18	53	6 TAZOKO Yoshiki

LEGEND

- (C) Team Captain
- nn Substitute where nn = shirt number of outgoing player
- MB Middle Blocker
- OS Opposite Spiker
- S Setter
- n Starting line-up where n= starting position on court
- Atts Attempts
- No. Shirt Number
- Pos Playing Position
- WS Wing Spiker
- L Substitute Libero
- L Libero
- Opp. Opponent
- Pts Points scored



THU 27 JUL 2017

Start List

Start Time 11:00

USA vs JPN

P1

First Referee: Mutlu SECAL

Second Referee: Gurhan GUL (TUR)

USA - US of America

Shirt colour: Blue

No.	Name	Shirt Name	Pos.	Han.	Height	Weight	Highest Reach		Date of Birth	Tournament Totals				
							Spike cm	Block cm		Spike	Block	Serve	Total	%
1	BELL James Ethan	BELL							13 JUL 1999	33	11	2	46	64.79
3	LEYDEN Bryan	LEYDEN							3 MAY 1999	3	2	0	5	7.04
4	MARTINEZ Hugo	MARTINEZ							4 DEC 1984	0	0	0	0	0
5	POINDEXTER Ryan	POINDEXTER							27 DEC 1990	0	0	0	0	0
6	MORENO Daniel Enrique	MORENO							2 JUN 1990	16	2	2	20	28.17
7	BRUNING Michael Wayne (C)	BRUNING	S						11 NOV 1969	51	4	2	57	80.28
8	NELSON Ryan Anthony	NELSON	L						4 JUL 1998	2	0	1	3	4.23
11	VINCENT Eric	VINCENT							4 SEP 1984	37	14	3	54	76.06
12	SMALLEY Jacob	SMALLEY							9 AUG 1989	1	0	0	1	1.41
14	TAYLOR Hunter	TAYLOR							2 MAY 1995	27	3	1	31	43.66
16	MANOOGIAN Ryan	MANOOGIAN							26 NOV 1992	5	1	0	6	8.45
17	BEHM Cory	BEHM	S						30 DEC 1988	0	2	6	8	11.27

Coach REMAKLUS Gregory

Assistant

Phase	Opponent	Sets	Points per Set
Preliminary - Group B	IRI	1 - 3	19 - 25, 25 - 18, 16 - 25, 21 - 25
Preliminary - Group B	POL	3 - 1	11 - 25, 25 - 17, 26 - 24, 25 - 23
Preliminary - Group B	UKR	0 - 3	15 - 25, 10 - 25, 8 - 25
Preliminary - Group B	RUS	0 - 3	21 - 25, 23 - 25, 26 - 28
Quarter-finals	TUR	0 - 3	17 - 25, 13 - 25, 18 - 25
Semifinals 5-8	ITA	1 - 3	25 - 23, 19 - 25, 15 - 25, 14 - 25

JPN - Japan

Shirt colour: White

No.	Name	Shirt Name	Pos.	Han.	Height	Weight	Highest Reach		Date of Birth	Tournament Totals				
							Spike cm	Block cm		Spike	Block	Serve	Total	%
1	KANO Takuya (C)	KANO							24 NOV 1992	76	1	3	80	38.46
2	NOBUTA Mitsunobu	NOBUTA							22 FEB 1971	11	10	4	25	12.02
3	AKIMOTO Shoma	AKIMOTO							14 JUN 1999	4	0	2	6	2.88
4	WAKAHARA Masayuki	WAKAHARA	S						7 APR 1983	9	3	0	12	5.77
5	TAKAHASHI Ryuichi	TAKAHASHI							3 JAN 1988	0	1	1	2	0.96
6	TAZOKO Yoshiki	TAZOKO							12 JUL 1998	62	3	6	71	34.13
7	YOSHIDA Sho	YOSHIDA							16 JUN 1984	34	1	3	38	18.27
8	KAGA Mitsuru	KAGA	S						26 SEP 1990	0	0	0	0	0
9	NARUKI Shunsuke	NARUKI							9 NOV 1989	3	0	0	3	1.44
10	KAGA Tatsuki	KAGA	S						2 AUG 1992	0	0	0	0	0
11	CHIHARA Kohei	CHIHARA							8 MAR 2002	0	0	3	3	1.44
12	SAKASHITA Shinichi	SAKASHITA	L						7 AUG 1998	0	0	0	0	0

Coach SHIKATANI Akio

Assistant

Phase	Opponent	Sets	Points per Set
Preliminary - Group A	ITA	1 - 3	17 - 25, 25 - 18, 20 - 25, 20 - 25
Preliminary - Group A	VEN	3 - 2	34 - 36, 25 - 22, 25 - 22, 22 - 25, 15 - 1
Preliminary - Group A	TUR	0 - 3	15 - 25, 22 - 25, 18 - 25
Preliminary - Group A	BRA	3 - 0	25 - 19, 25 - 21, 25 - 18
Quarter-finals	RUS	0 - 3	18 - 25, 18 - 25, 21 - 25
Semifinals 5-8	BRA	2 - 3	24 - 26, 18 - 25, 25 - 19, 26 - 24, 9 - 15

LEGEND

% Percentage of total team score	(C) Team Captain	BH Both Handed	F1 Gold-medal Match	F3 Bronze-medal Match
F5 Final 5th-6th Place	F7 Final 7th-8th Place	Han. Handedness	L Libero	LH Left Handed
WS Wing Spiker	RH Right Handed	S Setter	SF Semi-finals	SF58 Semifinals 5-8



WED 26 JUL 2017

Start Time 16:11 - End Time 18:14

Match Duration 2h3

Results

P2

TUR vs IRI
3 1

Team	Sets	1	2	3	4	Total
TUR	3	25	25	20	25	95
IRI	1	18	19	25	20	82
	Playing Time	24min	24min	31min	30min	1h50

First Referee: Rebecca RUIZ JOHANNES

Second Referee: Akif KABAK

TUR - Turkey

No.	Name	Pos.	1	2	3	4	5	Pts
1	CICEK Hilmi Kaan		4	5	4	5		16
4	PALAZ Emrullah							
5	KUZUCU Mehmet	L						
6	GENC Furkan	S			10	10		
7	SIMSEK Cevat		6	1	6	1		8
8	KARATAS Ridvan	S	1	2	1	2		5
9	YASAN Hasan							
10	AKYILDIZ Kadir		2	3	2	3		19
11	RAZBONYALI Ahmet Metin		5	6	5	6		8
12	YIGITER Fatih		3	4	3	4		7
13	YAGIZ Ozan	L	L	L	L	L		
14	KARABICAK Kerim							
16	IMDAT Metin							
17	HAYTA Ersin							

IRI - Iran

No.	Name	Pos.	1	2	3	4	5	Pts
1	ASHJAEI KOOSHKMAHDI Sadegh		5	4	3	3		9
2	ALIMARDANI Mahmood		1	6	6	6		7
3	KALTEH Rahmat	L	L	L	L	L		
4	HOSSEINI Seyyed Ahmad		4					2
5	DEGHAN Hamed							
6	TALEBI DELOUEI Vahid		3	2	2	2		11
7	ALIZADEH Jafar			13	4	4		9
8	FAGHIHIFAR Mohsen	L						
9	GHAFOURI HOSSEINABAD Saeid		6	5	5	5		11
10	MOJARRAD Ramez							
11	BIPANAH GORJI Hassan (C)	S		3	1	1		3
12	DADASHKHANI Aram		13			11		
13	KEIKHA Ebrahim	S	2	1		7		1
14	AFKHAMISARAI Amir		1			6		1

Coch GARKGI Osman

Assistant Coach

Coch TORKASHVAND Mohammad

Assistant Coach

TEAM AND PLAYER PERFORMANCES

Won	Total Atts	No. Name	Scoring Skills	Won	Total Atts	No. Name
46	87	Total Team	Spike	35	92	Total Team
14	25	10 AKYILDIZ Kadir		10	29	6 TALEBI DELOUEI Vahid
11	28	1 CICEK Hilmi Kaan		9	16	7 ALIZADEH Jafar
7	15	11 RAZBONYALI Ahmet Metin		9	20	9 GHAFOURI HOSSEINABAD Saeid
14	46	Total Team	Block	9	40	Total Team
5	12	1 CICEK Hilmi Kaan		3	15	1 ASHJAEI KOOSHKMAHDI Sadegh
3	7	10 AKYILDIZ Kadir		2	9	2 ALIMARDANI Mahmood
3	8	12 YIGITER Fatih		2	2	4 HOSSEINI Seyyed Ahmad
3	94	Total Team	Serve	10	83	Total Team
2	16	10 AKYILDIZ Kadir		4	17	1 ASHJAEI KOOSHKMAHDI Sadegh
1	15	11 RAZBONYALI Ahmet Metin		3	10	11 BIPANAH GORJI Hassan
				2	12	9 GHAFOURI HOSSEINABAD Saeid
56		Total Team	Opp. Error	54		Total Team
119	227	Total Team	Total	108	215	Total Team
19	48	10 AKYILDIZ Kadir	Best Scorer	11	37	9 GHAFOURI HOSSEINABAD Saeid

LEGEND

(C) Team Captain

nn Substitute where nn = shirt number of outgoing player

MB Middle Blocker

OS Opposite Spiker

S Setter

n Starting line-up where n= starting position on court

Atts Attempts

No. Shirt Number

Pos Playing Position


WS Wing Spiker

L Substitute Libero

L Libero

Opp. Opponent

Pts Points scored



WED 26 JUL 2017

Start List

Start Time 15:30

TUR vs IRI

P1

First Referee: Rebecca RUIZ JOHANNES

Second Referee: Akif KABAĞ

TUR - Turkey

Shirt colour: Red

No.	Name	Shirt Name	Pos.	Han.	Height	Weight	Highest Reach		Date of Birth	Tournament Totals				
							Spike cm	Block cm		Spike	Block	Serve	Total	%
1	CICEK Hilmi Kaan	CICEK							29 JUN 1993	50	4	4	58	24.17
4	PALAZ Emrullah	PALAZ							10 AUG 1984	0	0	0	0	0
5	KUZUCU Mehmet	KUZUCU	L						26 APR 1991	0	0	0	0	0
6	GENC Furkan	GENC	S						1 DEC 1999	0	0	0	0	0
7	SIMSEK Cevat	SIMSEK							28 APR 1988	20	4	4	28	11.67
8	KARATAS Ridvan	KARATAS	S						1 FEB 1982	8	0	8	16	6.67
9	YASAN Hasan	YASAN							5 JAN 1988	0	0	0	0	0
10	AKYILDIZ Kadir	AKYILDIZ							15 FEB 1996	23	5	8	36	15.00
11	RAZBONYALI Ahmet Metin	RAZBONYALI							10 APR 1986	31	2	6	39	16.25
12	YIGITER Fatih	YIGITER							1 APR 1991	13	8	4	25	10.42
13	YAGIZ Ozan	YAGIZ	L						1 JAN 1991	0	0	0	0	0
14	KARABICAK Kerim	KARABICAK							1 AUG 1989	0	0	0	0	0
16	IMDAT Metin	IMDAT							4 JUL 1992	1	0	0	1	0.42
17	HAYTA Ersin	HAYTA							14 SEP 1989	0	0	0	0	0
Coach GARKGI Osman		Assistant												


Phase	Opponent	Sets	Points per Set
Preliminary - Group A	BRA	3 - 0	25 - 16, 25 - 9, 25 - 11
Preliminary - Group A	ITA	3 - 2	21 - 25, 25 - 16, 22 - 25, 25 - 14, 15 - 1
Preliminary - Group A	JPN	3 - 0	25 - 15, 25 - 22, 25 - 18
Preliminary - Group A	VEN	3 - 0	25 - 10, 25 - 10, 25 - 18
Quarter-finals	USA	3 - 0	25 - 17, 25 - 13, 25 - 18

IRI - Iran

Shirt colour: Black

No.	Name	Shirt Name	Pos.	Han.	Height	Weight	Highest Reach		Date of Birth	Tournament Totals				
							Spike cm	Block cm		Spike	Block	Serve	Total	%
1	ASHJAEI KOOSHKMAHDI Sadeq	ASHJAEI							12 NOV 1989	20	3	5	28	16.57
2	ALIMARDANI Mahmood	ALIMARDANI							19 OCT 1993	23	14	1	38	22.49
3	KALTEH Rahmat	KALTEH	L						13 JUL 1982	0	0	0	0	0
4	HOSSEINI Seyyed Ahmad	HOSSEINI							12 MAR 1987	10	6	1	17	10.06
5	DEGHAN Hamed	DEGHAN							18 DEC 1989	0	0	0	0	0
6	TALEBI DELOUEI Vahid	TALEBI							20 SEP 1988	54	2	4	60	35.50
7	ALIZADEH Jafar	ALIZADEH							10 JUL 1993	13	1	1	15	8.88
8	FAGHIHIFAR Mohsen	FAGHIHIFAR	L						12 AUG 1991	0	0	0	0	0
9	GHAFOURI HOSSEINABAD Saeid	GHAFOURI							15 MAY 1991	49	2	2	53	31.36
10	MOJARRAD Ramez	MOJARRAD							10 JUN 1991	0	0	0	0	0
11	BIPANAH GORJI Hassan (C)	BIPANAH GORJI	S						28 AUG 1964	0	0	1	1	0.59
12	DADASHKHANI Aram	DADASHKHANI							21 DEC 1996	14	0	0	14	8.28
13	KEIKHA Ebrahim	KEIKHA	S						27 MAY 1994	2	2	6	10	5.92
14	AFKHAMISARAI Amir	AFKHAMISARAI							20 OCT 1996	0	0	0	0	0
Coach TORKASHVAND Mohammad		Assistant												

Phase	Opponent	Sets	Points per Set
Preliminary - Group B	USA	3 - 1	25 - 19, 18 - 25, 25 - 16, 25 - 21
Preliminary - Group B	POL	3 - 0	25 - 21, 25 - 18, 25 - 16
Preliminary - Group B	UKR	0 - 3	16 - 25, 11 - 25, 17 - 25
Preliminary - Group B	RUS	2 - 3	10 - 25, 25 - 15, 20 - 25, 25 - 18, 12 - 1
Quarter-finals	ITA	3 - 2	25 - 16, 19 - 25, 25 - 16, 18 - 25, 15 - 1



WED 26 JUL 2017

Start List

Start Time 15:30

TUR vs IRI


P1

First Referee: Rebecca RUIZ JOHANNES

Second Referee: Akif KABAĞ

LEGEND

%	Percentage of total team score	(C)	Team Captain	BH	Both Handed	Han.	Handedness	L	Libero
LH	Left Handed	MB	Middle Blocker	No.	Shirt Number	OS	Opposite Spiker	Pos	Playing Position
WS	Wing Spiker	QF	Quarter-finals	RH	Right Handed	S	Setter	SF	Semi-finals



WED 26 JUL 2017

Start Time 19:02 - End Time 20:59

Match Duration 1h56

Results

P2

RUS vs UKR

1 3

Team	Sets	1	2	3	4	Total
RUS	1	19	25	17	20	81
UKR	3	25	22	25	25	97
	Playing Time	24min	27min	27min	27min	1h47

First Referee: Hakki DEMIRALAY

Second Referee: Halid CERIT

RUS - Russia

No.	Name	Pos.	1	2	3	4	5	Pts
1	BULEIKO Vladimir			2	2	2		11
2	SALMIN Maxim Ivanovich		6	6	6			7
3	KUDRYASHOV A.	S	1		11	11		
4	ROMANTSOV Pavel					5		
5	SINELNIKOV Stanislav	S	11	1	1	1		
6	PETROCHENKO Aleksey		3	3	3	3		8
7	VESNIN Andrey	L	L	L	L	L		
8	PLESHKEVICH Georgy		5	5	5	6		10
9	ELIZOV Dmitrii	L	L	L	L	L		
10	OKUNEV Sergey Nikolaevich		3	5	5	6		2
11	SHMYGIN Vladimir		4	4	4	4		14
12	SHUVAEV Alexander		2		8	5		8
13	KOMAROV Kirill							
14	SIMANOVSKIY Roman							

Coach KOVALCHUK Vasily
Assistant Coach

UKR - Ukraine

No.	Name	Pos.	1	2	3	4	5	Pts
1	ZAVIRUKHA Igor		6		8	5		14
2	ZELENSKYI Volodymyr		1	6	1			10
4	NIKIFOROV Illia		5	4	5	4		19
5	BILOBLOTS'KY Olexandr	S	4			4		
6	ANTONYUK Oleg	S	2	1	2	1		
7	ZAHORODNII Ihor				6			
8	POLTORATSKYI Olexandr		6	5	6	6		6
9	PROKHORCHUK Olexandr		4	3	4	3		6
10	TSYMOVSKYY Yegor							
11	KOSHKAROV Olexsii		3	2	3	2		16
12	RENKAS Dmytrii	L	L	L	L	L		
13	RADCHENKO Valerii	S			4			


Coach GRYTSIUTA Iurii
Assistant Coach

TEAM AND PLAYER PERFORMANCES

Won	Total Atts	No. Name	Scoring Skills	Won	Total Atts	No. Name
49	113	Total Team	Spike	54	110	Total Team
13	25	11 SHMYGIN Vladimir		16	26	4 NIKIFOROV Illia
9	18	1 BULEIKO Vladimir		13	19	1 ZAVIRUKHA Igor
8	14	12 SHUVAEV Alexander		11	24	11 KOSHKAROV Olexsii
9	48	Total Team	Block	10	62	Total Team
3	9	6 PETROCHENKO Aleksey		3	13	2 ZELENSKYI Volodymyr
3	8	8 PLESHKEVICH Georgy		2	13	4 NIKIFOROV Illia
1	14	2 SALMIN Maxim Ivanovich		2	14	9 PROKHORCHUK Olexandr
2	82	Total Team	Serve	7	96	Total Team
2	15	1 BULEIKO Vladimir		4	20	11 KOSHKAROV Olexsii
				1	20	9 PROKHORCHUK Olexandr
				1	10	2 ZELENSKYI Volodymyr
52		Total Team	Opp. Error	60		Total Team
112	243	Total Team	Total	131	268	Total Team
14	47	11 SHMYGIN Vladimir	Best Scorer	19	51	4 NIKIFOROV Illia

LEGEND

- (C) Team Captain
- nn Substitute where nn = shirt number of outgoing player
- MB Middle Blocker
- OS Opposite Spiker
- S Setter
- n Starting line-up where n= starting position on court
- Atts Attempts
- No. Shirt Number
- Pos Playing Position
- WS Wing Spiker
- L Substitute Libero
- L Libero
- Opp. Opponent
- Pts Points scored



WED 26 JUL 2017

Start List

Start Time 17:30

RUS vs UKR

P1

First Referee: Hakki DEMIRALAY

Second Referee: Halid CERIT

RUS - Russia

Shirt colour: Red

No.	Name	Shirt Name	Pos.	Han.	Height	Weight	Highest Reach		Date of Birth	Tournament Totals				
							Spike cm	Block cm		Spike	Block	Serve	Total	%
1	BULEIKO Vladimir	BULEIKO							30 DEC 1994	23	1	1	25	11.36
2	SALMIN Maxim Ivanovich	SALMIN							22 JUN 1985	20	16	0	36	16.36
3	KUDRYASHOV Alexander Yurievic	KUDRYASHOV	S						18 FEB 1984	4	0	0	4	1.82
4	ROMANTSOV Pavel	ROMANTSOV							3 JUN 1995	22	2	3	27	12.27
5	SINELNIKOV Stanislav	SINELNIKOV	S						23 OCT 1989	4	0	2	6	2.73
6	PETROCHENKO Aleksey	PETROCHENKO							11 APR 1982	26	9	4	39	17.73
7	VESNIN Andrey	VESNIN	L						9 APR 1984	0	0	0	0	0
8	PLESHKEVICH Georgy	PLESHKEVICH							16 JUL 1988	25	13	1	39	17.73
9	ELIZOV Dmitrii	ELIZOV	L						20 JUN 1993	1	0	0	1	0.45
10	OKUNEV Sergey Nikolaevich	OKUNEV							26 AUG 1984	11	9	0	20	9.09
11	SHMYGIN Vladimir	SHMYGIN							26 AUG 1985	24	1	10	35	15.91
12	SHUVAEV Alexander	SHUVAEV							13 DEC 1990	46	2	2	50	22.73
13	KOMAROV Kirill	KOMAROV							20 NOV 1997	10	0	0	10	4.55
14	SIMANOVSKIY Roman	SIMANOVSKIY							3 AUG 1991	10	0	0	10	4.55

Coach KOVALCHUK Vasily

Assistant

Phase	Opponent	Sets	Points per Set
Preliminary - Group B	POL	3 - 0	25 - 23, 25 - 13, 25 - 16
Preliminary - Group B	UKR	2 - 3	25 - 20, 30 - 32, 21 - 25, 25 - 19, 12 - 1
Preliminary - Group B	USA	3 - 0	25 - 21, 25 - 23, 28 - 26
Preliminary - Group B	IRI	3 - 2	25 - 10, 15 - 25, 25 - 20, 18 - 25, 15 - 1
Quarter-finals	JPN	3 - 0	25 - 18, 25 - 18, 25 - 21

UKR - Ukraine

Shirt colour: Blue

No.	Name	Shirt Name	Pos.	Han.	Height	Weight	Highest Reach		Date of Birth	Tournament Totals				
							Spike cm	Block cm		Spike	Block	Serve	Total	%
1	ZAVIRUKHA Igor	ZAVIRUKHA							16 SEP 1982	21	2	2	25	10.25
2	ZELENSKYI Volodymyr	ZELENSKYI							23 APR 1987	19	8	4	31	12.70
4	NIKIFOROV Illia	NIKIFOROV							20 OCT 1987	25	0	2	27	11.07
5	BILOBLOTS'KY Olexandr	BILOBLOTS'KY	S						19 MAR 1975	4	0	0	4	1.64
6	ANTONYUK Oleg	ANTONYUK	S						13 JUL 1984	0	0	5	5	2.05
7	ZAHORODNII Ihor	ZAHORODNII							14 JUN 1988	9	0	1	10	4.10
8	POLTORATSKYI Olexandr	POLTORATSKYI							20 OCT 1986	41	6	0	47	19.26
9	PROKHORCHUK Olexandr	PROKHORCHUK							20 OCT 1983	19	5	1	25	10.25
10	TSYMOVSKYY Yegor	TSYMOVSKYY							25 MAR 1983	12	0	1	13	5.33
11	KOSHKAROV Olexsii	KOSHKAROV							11 AUG 1989	35	5	2	42	17.21
12	RENKAS Dmytrii	RENKAS	L						4 NOV 1992	0	0	0	0	0
13	RADCHENKO Valerii	RADCHENKO	S						9 MAR 1992	0	1	2	3	1.23

Coach GRYTSIUTA Iurii

Assistant

Phase	Opponent	Sets	Points per Set
Preliminary - Group B	RUS	3 - 2	20 - 25, 32 - 30, 25 - 21, 19 - 25, 15 - 1
Preliminary - Group B	USA	3 - 0	25 - 15, 25 - 10, 25 - 8
Preliminary - Group B	IRI	3 - 0	25 - 16, 25 - 11, 25 - 17
Preliminary - Group B	POL	3 - 0	25 - 12, 25 - 7, 25 - 13
Quarter-finals	BRA	3 - 0	25 - 14, 25 - 19, 25 - 9

LEGEND

% Percentage of total team score	(C) Team Captain	BH Both Handed	Han. Handedness	L Libero
LH Left Handed	MB Middle Blocker	No. Shirt Number	OS Opposite Spiker	Pos Playing Position
WS Wing Spiker	QF Quarter-finals	RH Right Handed	S Setter	SF Semi-finals



WED 26 JUL 2017

Start Time 15:10 - End Time 16:49

Match Duration 1h39

Results

P2

USA vs ITA

1 3

Team	Sets	1	2	3	4	Total
USA	1	25	19	15	14	73
ITA	3	23	25	25	25	98
	Playing Time	25min	24min	19min	20min	1h29

First Refere Mutlu SECAL

Second Refere Sema KAYIKCI (TR)

USA - US of America								
No.	Name	Pos	1	2	3	4	5	Pts
1	BELL James Ethan		1	1	1	6		11
3	LEYDEN Bryan		5	5	5	2		4
4	MARTINEZ Hugo							
5	POINDEXTER Ryan							
6	MORENO Daniel Enrigue		6	6	6	4		2
7	BRUNING Michael Wayne (C)	S	4	4	4	5		19
8	NELSON Ryan Anthony		6					2
11	VINCENT Eric		2	2	2	3		9
12	SMALLEY Jacob				7	6		1
14	TAYLOR Hunter							
16	MANOOGIAN Ryan	L	L	L	L	L		
17	BEHM Cory	S	3	3	3	1		

ITA - Italy								
No.	Name	Pos	1	2	3	4	5	Pts
1	IANIRO Simone			3	4	3		9
2	GUIDOTTI Marco	L	L	L	L	L		
3	PIERONI Diego		6	6	1	6		6
4	CASELLI Alberto	S	3					
5	VERDECCHIA Lorenzo		2	2	3	2		15
6	FAETTINI Nicola	L		L				
7	MALFASI Marco							
8	BOLIS Mirko		4	4	5	4		16
9	MUSACCHIO Luigi		12	3		3		
10	AQUILANI Valerio (C)		5	5	6	5		13
11	DELL'ARTE Riccardo	S	1	1	2	1		1
12	MERLIN Riccardo		3					4

Coch BRUNING Michael Way
Assistant Coach


Coch GENTILO Stefano
Assistant Coach

TEAM AND PLAYER PERFORMANCES

Won	Total Atts	No. Name	Scoring Skills	Won	Total Atts	No. Name
37	108	Total Team	Spike	52	105	Total Team
18	38	7 BRUNING Michael Wayne		15	31	8 BOLIS Mirko
8	33	1 BELL James Ethan		13	27	5 VERDECCHIA Lorenzo
5	14	11 VINCENT Eric		12	26	10 AQUILANI Valerio
7	37	Total Team	Block	7	27	Total Team
2	5	1 BELL James Ethan		3	5	1 IANIRO Simone
2	12	3 LEYDEN Bryan		3	9	3 PIERONI Diego
2	12	11 VINCENT Eric		1	2	5 VERDECCHIA Lorenzo
4	74	Total Team	Serve	5	97	Total Team
2	15	11 VINCENT Eric		1	15	8 BOLIS Mirko
1	13	1 BELL James Ethan		1	12	1 IANIRO Simone
1	2	8 NELSON Ryan Anthony		1	10	3 PIERONI Diego
47		Total Team	Opp. Error	71		Total Team
95	219	Total Team	Total	135	229	Total Team
19	49	7 BRUNING Michael Wayne	Best Scorer	16	51	8 BOLIS Mirko

LEGEND

(C) Team Captain
 nn Substitute where nn = shirt number of outgoing player
 MB Middle Blocker
 OS Opposite Spiker
 S Setter
 n Starting line-up where n= starting position on court
 Atts Attempts
 No. Shirt Number
 Pos Playing Position
 WS Wing Spiker
 L Substitute Libero
 L Libero
 Opp Opponent
 Pts Points scored



WED 26 JUL 2017

Start List

Start Time 15:00

USA vs ITA

P1

First Refere Mutlu SECAL

Second Refere Sema KAYIKCI (TR)

USA - US of America

Shirt colour White

No.	Name	Shirt Name	Pos.	Han.	Height	Weight	Highest Reac		Date of Birth	Tournament Totals				
							Spike cm	Block cm		Spik	Bloc	Serv	Total	%
1	BELL James Ethan	BELL							13 JUL 1999	25	9	1	35	50.72
3	LEYDEN Bryan	LEYDEN							3 MAY 1999	1	0	0	1	1.45
4	MARTINEZ Hugo	MARTINEZ							4 DEC 1984	0	0	0	0	0
5	POINDEXTER Ryan	POINDEXTER							27 DEC 199	0	0	0	0	0
6	MORENO Daniel Enrique	MORENO							2 JUN 1990	14	2	2	18	26.09
7	BRUNING Michael Wayne (C)	BRUNING	S						11 NOV 196	33	3	2	38	55.07
8	NELSON Ryan Anthony	NELSON							4 JUL 1998	1	0	0	1	1.45
11	VINCENT Eric	VINCENT							4 SEP 1984	32	12	1	45	65.22
12	SMALLEY Jacob	SMALLEY							9 AUG 1989	0	0	0	0	0
14	TAYLOR Hunter	TAYLOR							2 MAY 1995	27	3	1	31	44.93
16	MANOOGIAN Ryan	MANOOGIAN	L						26 NOV 199	5	1	0	6	8.70
17	BEHM Cory	BEHM	S						30 DEC 198	0	2	6	8	11.59

Coac BRUNING Michael Way

Assista

Phase	Opponent	Sets	Points per Set
Preliminary - Group	IRI	1 - 3	19 - 25, 25 - 18, 16 - 25, 21 - 25
Preliminary - Group	POL	3 - 1	11 - 25, 25 - 17, 26 - 24, 25 - 23
Preliminary - Group	UKR	0 - 3	15 - 25, 10 - 25, 8 - 25
Preliminary - Group	RUS	0 - 3	21 - 25, 23 - 25, 26 - 28
Quarter-finals	TUR	0 - 3	17 - 25, 13 - 25, 18 - 25

ITA - Italy

Shirt colour Blue

No.	Name	Shirt Name	Pos.	Han.	Height	Weight	Highest Reac		Date of Birth	Tournament Totals				
							Spike cm	Block cm		Spik	Bloc	Serv	Total	%
1	IANIRO Simone	IANIRO							5 APR 1992	14	7	1	22	12.43
2	GUIDOTTI Marco	GUIDOTTI	L						16 MAR 198	0	0	0	0	0
3	PIERONI Diego	PIERONI							3 NOV 1982	3	8	1	12	6.78
4	CASELLI Alberto	CASELLI	S						29 JUL 1998	1	0	0	1	0.56
5	VERDECCHIA Lorenzo	VERDECCHIA							16 NOV 199	42	6	6	54	30.51
6	FAETTINI Nicola	FAETTINI	L						2 MAR 1977	0	0	0	0	0
7	MALFASI Marco	MALFASI							12 JUL 1994	0	0	0	0	0
8	BOLIS Mirko	BOLIS							10 MAY 197	51	4	3	58	32.77
9	MUSACCHIO Luigi	MUSACCHIO							19 APR 1992	0	0	0	0	0
10	AQUILANI Valerio (C)	AQUILANI							20 NOV 199	53	4	3	60	33.90
11	DELL'ARTE Riccardo	DELL'ARTE	S						17 JUL 1996	1	2	4	7	3.95
12	MERLIN Riccardo	MERLIN							4 FEB 1981	9	2	0	11	6.21

Coac GENTILIO Stefano

Assista

Phase	Opponent	Sets	Points per Set
Preliminary - Group	JPN	3 - 1	25 - 17, 18 - 25, 25 - 20, 25 - 20
Preliminary - Group	VEN	3 - 0	25 - 20, 25 - 18, 25 - 17
Preliminary - Group	TUR	2 - 3	25 - 21, 16 - 25, 25 - 22, 14 - 25,
Preliminary - Group	BRA	3 - 1	27 - 29, 25 - 23, 25 - 16, 25 - 22
Quarter-finals	IRI	2 - 3	16 - 25, 25 - 19, 16 - 25, 25 - 18,

LEGEND

%	Percentage of total team s	(C)	Team Captain	BH	Both Handed	F1	Gold-medal Match	F3	Bronze-medal Match
Han	Handedness	L	Libero	LH	Left Handed	MB	Middle Blocker	No.	Shirt Number
S	Setter	SF	Semi-finals	SF5	Semifinals 5-8	WS	Wing Spiker	RH	Right Handed



WED 26 JUL 2017

Start Time 17:34 - End Time 19:58

Match Duration 2h24

Results

P2

JPN vs BRA
2 3

Team	Sets	1	2	3	4	5	Total
JPN	2	24	18	25	26	9	102
BRA	3	26	25	19	24	15	109
	Playing Time	32min	27min	26min	30min	15min	2h12

First Refere Gurhan GUL (TUR)

Second Refere Demir DENIZ GUVENC

JPN - Japan

No.	Name	Pos	1	2	3	4	5	Pts
1	KANO Takuya (C)		2	2	1	2	1	31
2	NOBUTA Mitsunobu		3	3	5	6	5	8
3	AKIMOTO Shoma		6	6				
4	WAKAHARA Masayuki	S	1	1	6	1	6	3
5	TAKAHASHI Ryuichi		3		2	2	2	
6	TAZOKO Yoshiki		4	4	3	4	3	14
7	YOSHIDA Sho		5	5	4	5	4	13
8	KAGA Mitsuru	S	6	6				
9	NARUKI Shunsuke			3	2	3	2	
10	KAGA Tatsuki	L	L					
11	CHIHARA Kohei		2	2		9		3
12	SAKASHITA Shinichi	L		L	L	L	L	

Coach SHIKATANI Akio
Assistant Coach

BRA - Brazil

No.	Name	Pos	1	2	3	4	5	Pts
1	NETO Felipe De Oliveira		3	2	3	2	3	9
2	DALE COUTO Alexandre	L	L	L	L	L	L	
3	BASTOS Denilson Santos	L						
4	RIGO Alexandre	S			1	1	1	
5	AFONSO Sergio Gaspar		1					
6	MACHADO Rafael Nogueira		5	4	5	4	5	17
7	CELESTINO Guilherme Carv	S	2	1	2	1	2	3
8	DYNIWICZ Luciano Caness			1				
9	WESTERMANN G. (C)		6	5	6	5	6	20
10	PEREIRA Rafael Camargo		1	6	1	6	1	12
11	ALVES Fabio Meira							
12	VIEIRA Lucas Bonalume		4	3	4	3	4	15
13	LOPES Alexandre Dal Forno							


Coach SALVADOR Alex Luis Hiath
Assistant Coach

TEAM AND PLAYER PERFORMANCES

Won	Total Atts	No. Name	Scoring Skills	Won	Total Atts	No. Name
58	140	Total Team	Spike	58	127	Total Team
28	53	1 KANO Takuya		19	29	9 WESTERMANN G.
13	34	6 TAZOKO Yoshiki		15	24	6 MACHADO Rafael Nogueira
11	34	7 YOSHIDA Sho		10	23	12 VIEIRA Lucas Bonalume
4	40	Total Team	Block	16	62	Total Team
3	10	2 NOBUTA Mitsunobu		5	18	10 PEREIRA Rafael Camargo
1	3	1 KANO Takuya		4	13	12 VIEIRA Lucas Bonalume
				3	9	1 NETO Felipe De Oliveira
10	103	Total Team	Serve	2	108	Total Team
3	9	11 CHIHARA Kohei		1	14	10 PEREIRA Rafael Camargo
2	19	1 KANO Takuya		1	19	12 VIEIRA Lucas Bonalume
2	11	2 NOBUTA Mitsunobu				
88		Total Team	Opp. Error	71		Total Team
160	283	Total Team	Total	147	297	Total Team
31	75	1 KANO Takuya	Best Scorer	20	51	9 WESTERMANN G.

LEGEND

(C) Team Captain	n Starting line-up where n= starting position on court	L Substitute Libero
nn Substitute where nn = shirt number of outgoing player	Atts Attempts	L Libero
MB Middle Blocker	No. Shirt Number	Opp Opponent
OS Opposite Spiker	Pos Playing Position	Pts Points scored
S Setter	WS Wing Spiker	



WED 26 JUL 2017

Start List

Start Time 17:30

JPN vs BRA

P1

First Refere Gurhan GUL (TUR)

Second Refere Demir DENIZ GUVENC

JPN - Japan

Shirt colour Blue

No.	Name	Shirt Name	Pos.	Han.	Height	Weight	Highest Reac		Date of Birth	Tournament Totals				
							Spike cm	Block cm		Spik	Bloc	Serv	Total	%
1	KANO Takuya (C)	KANO							24 NOV 199	48	0	1	49	27.68
2	NOBUTA Mitsunobu	NOBUTA							22 FEB 1971	8	7	2	17	9.60
3	AKIMOTO Shoma	AKIMOTO							14 JUN 1999	4	0	2	6	3.39
4	WAKAHARA Masayuki	WAKAHARA	S						7 APR 1983	6	3	0	9	5.08
5	TAKAHASHI Ryuichi	TAKAHASHI							3 JAN 1988	0	1	1	2	1.13
6	TAZOKO Yoshiki	TAZOKO							12 JUL 1998	49	3	5	57	32.20
7	YOSHIDA Sho	YOSHIDA							16 JUN 1984	23	1	1	25	14.12
8	KAGA Mitsuru	KAGA	S						26 SEP 1990	0	0	0	0	0
9	NARUKI Shunsuke	NARUKI							9 NOV 1989	3	0	0	3	1.69
10	KAGA Tatsuki	KAGA	L						2 AUG 1992	0	0	0	0	0
11	CHIHARA Kohei	CHIHARA							8 MAR 2002	0	0	0	0	0
12	SAKASHITA Shinichi	SAKASHITA	L						7 AUG 1998	0	0	0	0	0

Coac SHIKATANI Akio

Assista

Phase	Opponent	Sets	Points per Set
Preliminary - Group	ITA	1 - 3	17 - 25, 25 - 18, 20 - 25, 20 - 25
Preliminary - Group	VEN	3 - 2	34 - 36, 25 - 22, 25 - 22, 22 - 25,
Preliminary - Group	TUR	0 - 3	15 - 25, 22 - 25, 18 - 25
Preliminary - Group	BRA	3 - 0	25 - 19, 25 - 21, 25 - 18
Quarter-finals	RUS	0 - 3	18 - 25, 18 - 25, 21 - 25

BRA - Brazil

Shirt colour Yellow

No.	Name	Shirt Name	Pos.	Han.	Height	Weight	Highest Reac		Date of Birth	Tournament Totals				
							Spike cm	Block cm		Spik	Bloc	Serv	Total	%
1	NETO Felipe De Oliveira	NETO							30 DEC 198	12	0	0	12	16.44
2	DALE COUTO Alexandre	DALE COUTO	L						28 JUN 1980	0	0	0	0	0
3	BASTOS Denilson Santos	BASTOS	L						19 JUN 1997	0	0	0	0	0
4	RIGO Alexandre	RIGO	S						25 APR 1974	0	0	0	0	0
5	AFONSO Sergio Gaspar	AFONSO							19 JUL 1968	1	0	0	1	1.37
6	MACHADO Rafael Nogueira	MACHADO							21 NOV 198	24	1	1	26	35.62
7	CELESTINO Guilherme Carv	CELESTINO	S						22 MAR 199	6	3	7	16	21.92
8	DYNIWICZ Luciano Caness	DYNIWICZ							4 OCT 1982	10	5	0	15	20.55
9	WESTERMANN G. (C)	WESTERMAN							19 JUN 1966	43	2	0	45	61.64
10	PEREIRA Rafael Camargo	PEREIRA							23 JUN 1991	19	6	0	25	34.25
11	ALVES Fabio Meira	ALVES							20 OCT 197	4	3	0	7	9.59
12	VIEIRA Lucas Bonalume	VIEIRA							8 AUG 1987	53	7	2	62	84.93
13	LOPES Alexandre Dal Forno	LOPES							11 APR 1977	0	2	0	2	2.74

Coac SALVADOR Alex Luis Hiath

Assista

Phase	Opponent	Sets	Points per Set
Preliminary - Group	VEN	3 - 2	25 - 23, 25 - 20, 18 - 25, 23 - 25,
Preliminary - Group	TUR	0 - 3	16 - 25, 9 - 25, 11 - 25
Preliminary - Group	ITA	1 - 3	29 - 27, 23 - 25, 16 - 25, 22 - 25
Preliminary - Group	JPN	0 - 3	19 - 25, 21 - 25, 18 - 25
Quarter-finals	UKR	0 - 3	14 - 25, 19 - 25, 9 - 25

LEGEND

%	Percentage of total team s	(C)	Team Captain	BH	Both Handed	F1	Gold-medal Match	F3	Bronze-medal Match
Han	Handedness	L	Libero	LH	Left Handed	MB	Middle Blocker	No.	Shirt Number
S	Setter	SF	Semi-finals	SF5	Semifinals 5-8	WS	Wing Spiker	RH	Right Handed



TUE 25 JUL 2017

Start Time 11:01 - End Time 12:17

Match Duration 1h15

Results

P2

TUR vs USA
3 0

Team	Sets	1	2	3	Total
TUR	3	25	25	25	75
USA	0	17	13	18	48
	Playing Time	21min	22min	24min	1h8

First Referee: Demir DENIZ GUVENC

Second Referee: Mutlu SECAL

TUR - Turkey

No.	Name	Pos.	1	2	3	4	5	Pts
1	CICEK Hilmi Kaan		4	5	4			14
4	PALAZ Emrullah							
5	KUZUCU Mehmet	L						
6	GENC Furkan	S						
7	SIMSEK Cevat		6	1	6			5
8	KARATAS Ridvan	S	1	2	1			3
9	YASAN Hasan							
10	AKYILDIZ Kadir		2	3	2			10
11	RAZBONYALI Ahmet Metin		5	6	5			12
12	YIGITER Fatih		3	4	3			4
13	YAGIZ Ozan	L	L	L				
14	KARABICAK Kerim							
16	IMDAT Metin				11			1
17	HAYTA Ersin							

USA - US of America

No.	Name	Pos.	1	2	3	4	5	Pts
1	BELL James Ethan		1	6	5			5
3	LEYDEN Bryan				3			
4	MARTINEZ Hugo							
5	POINDEXTER Ryan	L						
6	MORENO Daniel Enrique		6	5				2
7	BRUNING Michael Wayne (C)	S	3	2	2			6
8	NELSON Ryan Anthony			6	14			
11	VINCENT Eric		4	3	6			8
12	SMALLEY Jacob							
14	TAYLOR Hunter		5	4	4			6
16	MANOOGIAN Ryan	L	L	L	L			
17	BEHM Cory	S	2	1	1			1

Coch GARKGI Osman

Assistant Coach

Coch REMAKLUS Gregory

Assistant Coach

TEAM AND PLAYER PERFORMANCES

Won	Total Atts	No. Name	Scoring Skills	Won	Total Atts	No. Name
39	72	Total Team	Spike	22	72	Total Team
12	23	1 CICEK Hilmi Kaan		6	19	7 BRUNING Michael Wayne
11	17	11 RAZBONYALI Ahmet Metin		5	19	14 TAYLOR Hunter
8	17	10 AKYILDIZ Kadir		5	10	11 VINCENT Eric
5	21	Total Team	Block	4	32	Total Team
2	2	10 AKYILDIZ Kadir		2	5	11 VINCENT Eric
2	6	7 SIMSEK Cevat		1	7	1 BELL James Ethan
1	9	12 YIGITER Fatih		1	7	14 TAYLOR Hunter
5	74	Total Team	Serve	2	49	Total Team
2	21	1 CICEK Hilmi Kaan		1	11	17 BEHM Cory
1	7	7 SIMSEK Cevat		1	7	11 VINCENT Eric
1	14	12 YIGITER Fatih				
50		Total Team	Opp. Error	31		Total Team
99	167	Total Team	Total	59	153	Total Team
14	47	1 CICEK Hilmi Kaan	Best Scorer	8	22	11 VINCENT Eric

LEGEND

(C) Team Captain

nn Substitute where nn = shirt number of outgoing player

MB Middle Blocker

OS Opposite Spiker

S Setter

n Starting line-up where n= starting position on court

Atts Attempts

No. Shirt Number

Pos Playing Position


WS Wing Spiker

L Substitute Libero

L Libero

Opp. Opponent

Pts Points scored



TUE 25 JUL 2017

Start List

Start Time 11:00

TUR vs USA

P1

First Referee: Demir DENIZ GUVENC

Second Referee: Mutlu SECAL

TUR - Turkey

Shirt colour: White

No.	Name	Shirt Name	Pos.	Han.	Height	Weight	Highest Reach		Date of Birth	Tournament Totals				
							Spike cm	Block cm		Spike	Block	Serve	Total	%
1	CICEK Hilmi Kaan	CICEK							29 JUN 1993	38	4	2	44	22.45
4	PALAZ Emrullah	PALAZ							10 AUG 1984	0	0	0	0	0
5	KUZUCU Mehmet	KUZUCU	L						26 APR 1991	0	0	0	0	0
6	GENC Furkan	GENC	S						1 DEC 1999	0	0	0	0	0
7	SIMSEK Cevat	SIMSEK							28 APR 1988	18	2	3	23	11.73
8	KARATAS Ridvan	KARATAS	S						1 FEB 1982	5	0	8	13	6.63
9	YASAN Hasan	YASAN							5 JAN 1988	0	0	0	0	0
10	AKYILDIZ Kadir	AKYILDIZ							15 FEB 1996	15	3	8	26	13.27
11	RAZBONYALI Ahmet Metin	RAZBONYALI							10 APR 1986	20	2	5	27	13.78
12	YIGITER Fatih	YIGITER							1 APR 1991	11	7	3	21	10.71
13	YAGIZ Ozan	YAGIZ	L						1 JAN 1991	0	0	0	0	0
14	KARABICAK Kerim	KARABICAK							1 AUG 1989	0	0	0	0	0
16	IMDAT Metin	IMDAT							4 JUL 1992	0	0	0	0	0
17	HAYTA Ersin	HAYTA							14 SEP 1989	0	0	0	0	0
Coach GARKGI Osman		Assistant												

Phase	Opponent	Sets	Points per Set
Preliminary - Group A	BRA	3 - 0	25 - 16, 25 - 9, 25 - 11
Preliminary - Group A	ITA	3 - 2	21 - 25, 25 - 16, 22 - 25, 25 - 14, 15 - 1
Preliminary - Group A	JPN	3 - 0	25 - 15, 25 - 22, 25 - 18
Preliminary - Group A	VEN	3 - 0	25 - 10, 25 - 10, 25 - 18

USA - US of America


Shirt colour: Blue

No.	Name	Shirt Name	Pos.	Han.	Height	Weight	Highest Reach		Date of Birth	Tournament Totals				
							Spike cm	Block cm		Spike	Block	Serve	Total	%
1	BELL James Ethan	BELL							13 JUL 1999	21	8	1	30	42.25
3	LEYDEN Bryan	LEYDEN							3 MAY 1999	1	0	0	1	1.41
4	MARTINEZ Hugo	MARTINEZ							4 DEC 1984	0	0	0	0	0
5	POINDEXTER Ryan	POINDEXTER	L						27 DEC 1990	0	0	0	0	0
6	MORENO Daniel Enrique	MORENO							2 JUN 1990	12	2	2	16	22.54
7	BRUNING Michael Wayne (C)	BRUNING	S						11 NOV 1969	27	3	2	32	45.07
8	NELSON Ryan Anthony	NELSON							4 JUL 1998	1	0	0	1	1.41
11	VINCENT Eric	VINCENT							4 SEP 1984	27	10	0	37	52.11
12	SMALLEY Jacob	SMALLEY							9 AUG 1989	0	0	0	0	0
14	TAYLOR Hunter	TAYLOR							2 MAY 1995	22	2	1	25	35.21
16	MANOOGIAN Ryan	MANOOGIAN	L						26 NOV 1992	5	1	0	6	8.45
17	BEHM Cory	BEHM	S						30 DEC 1988	0	2	5	7	9.86
Coach REMAKLUS Gregory		Assistant												

Phase	Opponent	Sets	Points per Set
Preliminary - Group B	IRI	1 - 3	19 - 25, 25 - 18, 16 - 25, 21 - 25
Preliminary - Group B	POL	3 - 1	11 - 25, 25 - 17, 26 - 24, 25 - 23
Preliminary - Group B	UKR	0 - 3	15 - 25, 10 - 25, 8 - 25
Preliminary - Group B	RUS	0 - 3	21 - 25, 23 - 25, 26 - 28

LEGEND

%	Percentage of total team score	(C)	Team Captain	BH	Both Handed	Han.	Handedness	L	Libero
LH	Left Handed	MB	Middle Blocker	No.	Shirt Number	OS	Opposite Spiker	Pos	Playing Position
PR	Preliminary	QF	Quarter-finals	RH	Right Handed	S	Setter	WS	Wing Spiker



TUE 25 JUL 2017

Start Time 13:01 - End Time 15:12

Match Duration 2h10

Results

P2

ITA vs IRI
2 3

Team	Sets	1	2	3	4	5	Total
ITA	2	16	25	16	25	10	92
IRI	3	25	19	25	18	15	102
	Playing Time	22min	24min	24min	26min	15min	1h53

First Referee: Hakki DEMIRALAY

Second Referee: Aysim ERGINAY (TR)

ITA - Italy								
No.	Name	Pos.	1	2	3	4	5	Pts
1	IANIRO Simone		6	3	3	3	3	5
2	GUIDOTTI Marco	L	L	L	L			
3	PIERONI Diego		12	6	6	6	6	5
4	CASELLI Alberto	S					3	
5	VERDECCHIA Lorenzo		2	2	2	2	2	13
6	FAETTINI Nicola							
7	MALFASI Marco		8					
8	BOLIS Mirko		4	4	4	4	4	7
9	MUSACCHIO Luigi	L				L	L	
10	AQUILANI Valerio (C)		5	5	5	5	5	16
11	DELL'ARTE Riccardo	S	1	1	1	1	1	3
12	MERLIN Riccardo		3					

IRI - Iran								
No.	Name	Pos.	1	2	3	4	5	Pts
1	ASHJAEI KOOSHKMAHDI Sadegh		5	4	5	4	5	12
2	ALIMARDANI Mahmood		1	6	1	6	1	5
3	KALTEH Rahmat	L	L	L	L	L	L	
4	HOSSEINI Seyyed Ahmad		4	3	4	3	4	4
5	DEGHAN Hamed			6				
6	TALEBI DELOUEI Vahid		3	2	3	2	3	25
7	ALIZADEH Jafar			13		6		3
8	FAGHIHIFAR Mohsen	L						
9	GHAFOURI HOSSEINABAD Saeid		6	5	6	5	6	16
10	MOJARRAD Ramez							
11	BIPANAH GORJI Hassan (C)	S					6	
12	DADASHKHANI Aram				13			
13	KEIKHA Ebrahim	S	2	1	2	1	2	4
14	AFKHAMISARAI Amir			1				

Coach
Assistant Coach


Coach TORKASHVAND Mohammad
Assistant Coach

TEAM AND PLAYER PERFORMANCES

Won	Total Atts	No. Name	Scoring Skills	Won	Total Atts	No. Name
35	118	Total Team	Spike	56	123	Total Team
14	36	10 AQUILANI Valerio		23	43	6 TALEBI DELOUEI Vahid
9	28	5 VERDECCHIA Lorenzo		15	34	9 GHAFOURI HOSSEINABAD Saeid
6	29	8 BOLIS Mirko		10	25	1 ASHJAEI KOOSHKMAHDI Sadegh
10	63	Total Team	Block	9	39	Total Team
2	12	10 AQUILANI Valerio		3	13	4 HOSSEINI Seyyed Ahmad
2	16	1 IANIRO Simone		2	6	2 ALIMARDANI Mahmood
2	12	3 PIERONI Diego		2	7	6 TALEBI DELOUEI Vahid
4	93	Total Team	Serve	4	101	Total Team
2	17	5 VERDECCHIA Lorenzo		3	25	13 KEIKHA Ebrahim
1	18	11 DELL'ARTE Riccardo		1	18	1 ASHJAEI KOOSHKMAHDI Sadegh
1	13	3 PIERONI Diego				
62		Total Team	Opp. Error	68		Total Team
111	274	Total Team	Total	137	263	Total Team
16	62	10 AQUILANI Valerio	Best Scorer	25	63	6 TALEBI DELOUEI Vahid

LEGEND

- (C) Team Captain
- nn Substitute where nn = shirt number of outgoing player
- MB Middle Blocker
- OS Opposite Spiker
- S Setter
- n Starting line-up where n= starting position on court
- Atts Attempts
- No. Shirt Number
- Pos Playing Position
- WS Wing Spiker
- L Substitute Libero
- L Libero
- Opp. Opponent
- Pts Points scored



TUE 25 JUL 2017

Start List

Start Time 13:00

ITA vs IRI

P1

First Referee: Hakki DEMIRALAY

Second Referee: Aysim ERGINAY (TR)

ITA - Italy

Shirt colour: Gray

No.	Name	Shirt Name	Pos.	Han.	Height	Weight	Highest Reach		Date of Birth	Tournament Totals				
							Spike cm	Block cm		Spike	Block	Serve	Total	%
1	IANIRO Simone	IANIRO							5 APR 1992	11	5	1	17	11.11
2	GUIDOTTI Marco	GUIDOTTI	L						16 MAR 1983	0	0	0	0	0
3	PIERONI Diego	PIERONI							3 NOV 1982	1	6	0	7	4.58
4	CASELLI Alberto	CASELLI	S						29 JUL 1998	1	0	0	1	0.65
5	VERDECCHIA Lorenzo	VERDECCHIA							16 NOV 1993	33	4	4	41	26.80
6	FAETTINI Nicola	FAETTINI							2 MAR 1977	0	0	0	0	0
7	MALFASI Marco	MALFASI							12 JUL 1994	0	0	0	0	0
8	BOLIS Mirko	BOLIS							10 MAY 1979	45	3	3	51	33.33
9	MUSACCHIO Luigi	MUSACCHIO	L						19 APR 1992	0	0	0	0	0
10	AQUILANI Valerio (C)	AQUILANI							20 NOV 1990	39	2	3	44	28.76
11	DELL'ARTE Riccardo	DELL'ARTE	S						17 JUL 1996	0	1	3	4	2.61
12	MERLIN Riccardo	MERLIN							4 FEB 1981	9	2	0	11	7.19

Coach Assistant

Phase	Opponent	Sets	Points per Set
Preliminary - Group A	JPN	3 - 1	25 - 17, 18 - 25, 25 - 20, 25 - 20
Preliminary - Group A	VEN	3 - 0	25 - 20, 25 - 18, 25 - 17
Preliminary - Group A	TUR	2 - 3	25 - 21, 16 - 25, 25 - 22, 14 - 25, 12 - 1
Preliminary - Group A	BRA	3 - 1	27 - 29, 25 - 23, 25 - 16, 25 - 22

IRI - Iran

Shirt colour: White


No.	Name	Shirt Name	Pos.	Han.	Height	Weight	Highest Reach		Date of Birth	Tournament Totals				
							Spike cm	Block cm		Spike	Block	Serve	Total	%
1	ASHJAE KOOSHKMAHDI Sadeq	ASHJAE							12 NOV 1989	10	2	4	16	12.40
2	ALIMARDANI Mahmood	ALIMARDANI							19 OCT 1993	20	12	1	33	25.58
3	KALTEH Rahmat	KALTEH	L						13 JUL 1982	0	0	0	0	0
4	HOSSEINI Seyyed Ahmad	HOSSEINI							12 MAR 1987	9	3	1	13	10.08
5	DEHGHAN Hamed	DEHGHAN							18 DEC 1989	0	0	0	0	0
6	TALEBI DELOUEI Vahid	TALEBI							20 SEP 1988	31	0	4	35	27.13
7	ALIZADEH Jafar	ALIZADEH							10 JUL 1993	10	1	1	12	9.30
8	FAGHIHIFAR Mohsen	FAGHIHIFAR	L						12 AUG 1991	0	0	0	0	0
9	GHAFOURI HOSEINABAD Saeid	GHAFOURI							15 MAY 1991	34	1	2	37	28.68
10	MOJARRAD Ramez	MOJARRAD							10 JUN 1991	0	0	0	0	0
11	BIPANAH GORJI Hassan (C)	BIPANAH GORJI	S						28 AUG 1964	0	0	1	1	0.78
12	DADASHKHANI Aram	DADASHKHANI							21 DEC 1996	14	0	0	14	10.85
13	KEIKHA Ebrahim	KEIKHA	S						27 MAY 1994	1	2	3	6	4.65
14	AFKHAMISARAI Amir	AFKHAMISARAI							20 OCT 1996	0	0	0	0	0

Coach Assistant

Phase	Opponent	Sets	Points per Set
Preliminary - Group B	USA	3 - 1	25 - 19, 18 - 25, 25 - 16, 25 - 21
Preliminary - Group B	POL	3 - 0	25 - 21, 25 - 18, 25 - 16
Preliminary - Group B	UKR	0 - 3	16 - 25, 11 - 25, 17 - 25
Preliminary - Group B	RUS	2 - 3	10 - 25, 25 - 15, 20 - 25, 25 - 18, 12 - 1

LEGEND

% Percentage of total team score (C) Team Captain BH Both Handed Han. Handedness L Libero
 LH Left Handed MB Middle Blocker No. Shirt Number OS Opposite Spiker Pos Playing Position
 PR Preliminary QF Quarter-finals RH Right Handed S Setter WS Wing Spiker



TUE 25 JUL 2017

Start Time 15:54 - End Time 17:26

Match Duration 1h32

Results

P2

JPN vs RUS
0 3

Team	Sets	1	2	3	Total
JPN	0	18	18	21	57
RUS	3	25	25	25	75
	Playing Time	25min	26min	33min	1h25

First Referee: Akif KABAK

Second Referee: Pinar ELMA (TUR)

JPN - Japan								
No.	Name	Pos.	1	2	3	4	5	Pts
1	KANO Takuya (C)		2	2	2			5
2	NOBUTA Mitsunobu		3	3	3			1
3	AKIMOTO Shoma		6	6	6			2
4	WAKAHARA Masayuki	S	1	1	1			1
5	TAKAHASHI Ryuichi							
6	TAZOKO Yoshiki		4	4	4			12
7	YOSHIDA Sho		5	5	5			7
8	KAGA Mitsuru	S		6	6			
9	NARUKI Shunsuke							
10	KAGA Tatsuki	S						
11	CHIHARA Kohei		3	2	2			
12	SAKASHITA Shinichi	L	L					

RUS - Russia								
No.	Name	Pos.	1	2	3	4	5	Pts
1	BULEIKO Vladimir		6	6	4			4
2	SALMIN Maxim Ivanovich		4	3				12
3	KUDRYASHOV A.	S	2	5	11			2
4	ROMANTSOV Pavel		1	2	1			8
5	SINELNIKOV Stanislav	S	11	1	6			1
6	PETROCHENKO Aleksey		3	1	2			
7	VESNIN Andrey	L	L	L	L			
8	PLESHKEVICH Georgy		1		5			8
9	ELIZOV Dmitrii	L	L	L	L			
10	OKUNEV Sergey Nikolaevich			2	5			5
11	SHMYGIN Vladimir		5		3			2
12	SHUVAEV Alexander		3	5	4			9
13	KOMAROV Kirill				4			3
14	SIMANOVSKIY Roman			12	1			

Coach
Assistant Coach


Coach KOVALCHUK Vasily
Assistant Coach

TEAM AND PLAYER PERFORMANCES

Won	Total Atts	No. Name	Scoring Skills	Won	Total Atts	No. Name
26	80	Total Team	Spike	37	81	Total Team
11	27	6 TAZOKO Yoshiki		8	17	12 SHUVAEV Alexander
7	17	7 YOSHIDA Sho		6	11	4 ROMANTSOV Pavel
5	26	1 KANO Takuya		6	8	2 SALMIN Maxim Ivanovich
0	19	Total Team	Block	16	42	Total Team
				6	14	2 SALMIN Maxim Ivanovich
				4	8	10 OKUNEV Sergey Nikolaevich
2	59	Total Team	Serve	3	6	8 PLESHKEVICH Georgy
1	7	3 AKIMOTO Shoma		1	73	Total Team
1	11	6 TAZOKO Yoshiki		1	5	11 SHMYGIN Vladimir
40		Total Team	Opp. Error	33		Total Team
68	158	Total Team	Total	87	196	Total Team
12	40	6 TAZOKO Yoshiki	Best Scorer	12	25	2 SALMIN Maxim Ivanovich

LEGEND

- (C) Team Captain
- nn Substitute where nn = shirt number of outgoing player
- MB Middle Blocker
- OS Opposite Spiker
- S Setter
- n Starting line-up where n= starting position on court
- Atts Attempts
- No. Shirt Number
- Pos Playing Position
- WS Wing Spiker
- L Substitute Libero
- L Libero
- Opp. Opponent
- Pts Points scored



TUE 25 JUL 2017

Start List

Start Time 15:00

JPN vs RUS

P1

First Referee: Akif KABAK

Second Referee: Pinar ELMA (TUR)

JPN - Japan

Shirt colour: White

No.	Name	Shirt Name	Pos.	Han.	Height	Weight	Highest Reach		Date of Birth	Tournament Totals				
							Spike cm	Block cm		Spike	Block	Serve	Total	%
1	KANO Takuva (C)	KANO							24 NOV 1992	43	0	1	44	28.76
2	NOBUTA Mitsunobu	NOBUTA							22 FEB 1971	7	7	2	16	10.46
3	AKIMOTO Shoma	AKIMOTO							14 JUN 1999	3	0	1	4	2.61
4	WAKAHARA Masayuki	WAKAHARA	S						7 APR 1983	5	3	0	8	5.23
5	TAKAHASHI Ryuichi	TAKAHASHI							3 JAN 1988	0	1	1	2	1.31
6	TAZOKO Yoshiki	TAZOKO							12 JUL 1998	38	3	4	45	29.41
7	YOSHIDA Sho	YOSHIDA							16 JUN 1984	16	1	1	18	11.76
8	KAGA Mitsuru	KAGA	S						26 SEP 1990	0	0	0	0	0
9	NARUKI Shunsuke	NARUKI							9 NOV 1989	3	0	0	3	1.96
10	KAGA Tatsuki	KAGA	S						2 AUG 1992	0	0	0	0	0
11	CHIHARA Kohei	CHIHARA							8 MAR 2002	0	0	0	0	0
12	SAKASHITA Shinichi	SAKASHITA	L						7 AUG 1998	0	0	0	0	0

Coach

Assistant

Phase	Opponent	Sets	Points per Set
Preliminary - Group A	ITA	1 - 3	17 - 25, 25 - 18, 20 - 25, 20 - 25
Preliminary - Group A	VEN	3 - 2	34 - 36, 25 - 22, 25 - 22, 22 - 25, 15 - 1
Preliminary - Group A	TUR	0 - 3	15 - 25, 22 - 25, 18 - 25
Preliminary - Group A	BRA	3 - 0	25 - 19, 25 - 21, 25 - 18

RUS - Russia

Shirt colour: Blue

No.	Name	Shirt Name	Pos.	Han.	Height	Weight	Highest Reach		Date of Birth	Tournament Totals				
							Spike cm	Block cm		Spike	Block	Serve	Total	%
1	BULEIKO Vladimir	BULEIKO							30 DEC 1994	19	1	1	21	11.35
2	SALMIN Maxim Ivanovich	SALMIN							22 JUN 1985	14	10	0	24	12.97
3	KUDRYASHOV Alexander Yuryevic	KUDRYASHOV	S						18 FEB 1984	2	0	0	2	1.08
4	ROMANTSOV Pavel	ROMANTSOV							3 JUN 1995	16	0	3	19	10.27
5	SINELNIKOV Stanislav	SINELNIKOV	S						23 OCT 1989	3	0	2	5	2.70
6	PETROCHENKO Aleksey	PETROCHENKO							11 APR 1982	26	9	4	39	21.08
7	VESNIN Andrey	VESNIN	L						9 APR 1984	0	0	0	0	0
8	PLESHKEVICH Georgy	PLESHKEVICH							16 JUL 1988	20	10	1	31	16.76
9	ELIZOV Dmitrii	ELIZOV	L						20 JUN 1993	1	0	0	1	0.54
10	OKUNEV Sergey Nikolaevich	OKUNEV							26 AUG 1984	10	5	0	15	8.11
11	SHMYGIN Vladimir	SHMYGIN							26 AUG 1985	23	1	9	33	17.84
12	SHUVAEV Alexander	SHUVAEV							13 DEC 1990	38	1	2	41	22.16
13	KOMAROV Kirill	KOMAROV							20 NOV 1997	7	0	0	7	3.78
14	SIMANOVSKIY Roman	SIMANOVSKIY							3 AUG 1991	10	0	0	10	5.41

Coach KOVALCHUK Vasily

Assistant

Phase	Opponent	Sets	Points per Set
Preliminary - Group B	POL	3 - 0	25 - 23, 25 - 13, 25 - 16
Preliminary - Group B	UKR	2 - 3	25 - 20, 30 - 32, 21 - 25, 25 - 19, 12 - 1
Preliminary - Group B	USA	3 - 0	25 - 21, 25 - 23, 28 - 26
Preliminary - Group B	IRI	3 - 2	25 - 10, 15 - 25, 25 - 20, 18 - 25, 15 - 1

LEGEND

% Percentage of total team score	(C) Team Captain	BH Both Handed	Han. Handedness	L Libero
LH Left Handed	MB Middle Blocker	No. Shirt Number	OS Opposite Spiker	Pos Playing Position
PR Preliminary	QF Quarter-finals	RH Right Handed	S Setter	WS Wing Spiker



TUE 25 JUL 2017

Start Time 18:09 - End Time 19:24

Match Duration 1h15

Results

P2

BRA vs UKR
0 3

Team	Sets	1	2	3	Total
BRA	0	14	19	9	42
UKR	3	25	25	25	75
	Playing Time	21min	25min	20min	1h7

First Referee: Halid CERIT

Second Referee: Demir DENIZ GUVENC

BRA - Brazil								
No.	Name	Pos.	1	2	3	4	5	Pts
1	NETO Felipe De Oliveira		2		2			3
2	DALE COUTO Alexandre							
3	BASTOS Denilson Santos	L				L		
4	RIGO Alexandre	L						
5	AFONSO Sergio Gaspar							
6	MACHADO Rafael Nogueira		4	5	4			3
7	CELESTINO Guilherme Carvalho	S	1	2	1			4
8	DYNIWICZ Luciano Canesso				4	10		3
9	WESTERMANN G. (C)		5	6	5			6
10	PEREIRA Rafael Camargo		6	1	6			3
11	ALVES Fabio Meira							
12	VIEIRA Lucas Bonalume		3	3	3			7
13	LOPES Alexandre Dal Forno							

Coach SALVADOR Alex Luis Hiath
Assistant Coach

UKR - Ukraine								
No.	Name	Pos.	1	2	3	4	5	Pts
1	ZAVIRUKHA Igor		6	4	6			7
2	ZELENSKYI Volodymyr		1	6				5
3	NIKIFOROV Illia		5	5	5			6
5	BILOBLOTSKY Olexandr	S	3	1				1
6	ANTONYUK Oleg	S	2		13			2
7	ZAHORODNII Ihor				3			4
8	POLTORATSKYI Olexandr		6	5				6
9	PROKHORCHUK Olexandr		4	3				7
10	TSYMOVSKYY Yegor			2	1			5
11	KOSHKAROV Olexsii		3	2	4			12
12	RENKAS Dmytrii	L	L	L	L			
13	RADCHENKO Valerii	S		1	2			1

Coach GRYTSIUTA Iurii
Assistant Coach

TEAM AND PLAYER PERFORMANCES

Won	Total Atts	No. Name	Scoring Skills	Won	Total Atts	No. Name
22	72	Total Team	Spike	48	79	Total Team
5	22	12 VIEIRA Lucas Bonalume		11	17	11 KOSHKAROV Olexsii
5	15	9 WESTERMANN G.		7	15	1 ZAVIRUKHA Igor
3	11	1 NETO Felipe De Oliveira		6	10	3 NIKIFOROV Illia
3	23	Total Team	Block	3	28	Total Team
1	8	10 PEREIRA Rafael Camargo		1	3	8 POLTORATSKYI Olexandr
1	2	12 VIEIRA Lucas Bonalume		1	3	9 PROKHORCHUK Olexandr
1	4	9 WESTERMANN G.		1	6	2 ZELENSKYI Volodymyr
4	44	Total Team	Serve	5	73	Total Team
3	12	7 CELESTINO Guilherme Carvalho		2	8	6 ANTONYUK Oleg
1	9	12 VIEIRA Lucas Bonalume		1	8	13 RADCHENKO Valerii
				1	5	2 ZELENSKYI Volodymyr
29		Total Team	Opp. Error	42		Total Team
58	139	Total Team	Total	98	180	Total Team
7	33	12 VIEIRA Lucas Bonalume	Best Scorer	12	35	11 KOSHKAROV Olexsii

LEGEND

(C) Team Captain

nn Substitute where nn = shirt number of outgoing player

MB Middle Blocker

OS Opposite Spiker

S Setter

n Starting line-up where n= starting position on court

Atts Attempts

No. Shirt Number

Pos Playing Position


WS Wing Spiker

L Substitute Libero

L Libero

Opp. Opponent

Pts Points scored



TUE 25 JUL 2017

Start List

Start Time 17:00

BRA vs UKR

P1

First Referee: Halid CERIT

Second Referee: Demir DENIZ GUVENC

BRA - Brazil

Shirt colour: Yellow

No.	Name	Shirt Name	Pos.	Han.	Height	Weight	Highest Reach		Date of Birth	Tournament Totals				
							Spike cm	Block cm		Spike	Block	Serve	Total	%
1	NETO Felipe De Oliveira	NETO							30 DEC 1983	9	0	0	9	12.33
2	DALE COUTO Alexandre	DALE COUTO							28 JUN 1980	0	0	0	0	0
3	BASTOS Denilson Santos	BASTOS	L						19 JUN 1997	0	0	0	0	0
4	RIGO Alexandre	RIGO	L						25 APR 1974	0	0	0	0	0
5	AFONSO Sergio Gaspar	AFONSO							19 JUL 1968	1	0	0	1	1.37
6	MACHADO Rafael Nogueira	MACHADO							21 NOV 1985	21	1	1	23	31.51
7	CELESTINO Guilherme Carvalho	CELESTINO	S						22 MAR 1999	5	3	4	12	16.44
8	DYNIWICZ Luciano Canesso	DYNIWICZ							4 OCT 1982	7	5	0	12	16.44
9	WESTERMANN G. (C)	WESTERMANN							19 JUN 1966	38	1	0	39	53.42
10	PEREIRA Rafael Camargo	PEREIRA							23 JUN 1991	17	5	0	22	30.14
11	ALVES Fabio Meira	ALVES							20 OCT 1979	4	3	0	7	9.59
12	VIEIRA Lucas Bonalume	VIEIRA							8 AUG 1987	48	6	1	55	75.34
13	LOPES Alexandre Dal Forno	LOPES							11 APR 1977	0	2	0	2	2.74

Coach SALVADOR Alex Luis Hiath

Assistant

Phase	Opponent	Sets	Points per Set
Preliminary - Group A	VEN	3 - 2	25 - 23, 25 - 20, 18 - 25, 23 - 25, 15 - 1
Preliminary - Group A	TUR	0 - 3	16 - 25, 9 - 25, 11 - 25
Preliminary - Group A	ITA	1 - 3	29 - 27, 23 - 25, 16 - 25, 22 - 25
Preliminary - Group A	JPN	0 - 3	19 - 25, 21 - 25, 18 - 25

UKR - Ukraine

Shirt colour: Blue

No.	Name	Shirt Name	Pos.	Han.	Height	Weight	Highest Reach		Date of Birth	Tournament Totals				
							Spike cm	Block cm		Spike	Block	Serve	Total	%
1	ZAVIRUKHA Igor	ZAVIRUKHA							16 SEP 1982	14	2	2	18	9.09
2	ZELENSKYI Volodymyr	ZELENSKYI							23 APR 1987	16	7	3	26	13.13
3	NIKIFOROV Illia	NIKIFOROV							20 OCT 1987	19	0	2	21	10.61
5	BLOBLOTS'KY Olexandr	BLOBLOTS'KY	S						19 MAR 1975	3	0	0	3	1.52
6	ANTONYUK Oleg	ANTONYUK	S						13 JUL 1984	0	0	3	3	1.52
7	ZAHORODNII Ihor	ZAHORODNII							14 JUN 1988	5	0	1	6	3.03
8	POLTORATSKYI Olexandr	POLTORATSKYI							20 OCT 1986	36	5	0	41	20.71
9	PROKHORCHUK Olexandr	PROKHORCHUK							20 OCT 1983	13	4	1	18	9.09
10	TSYMOVSKYY Yegor	TSYMOVSKYY							25 MAR 1983	7	0	1	8	4.04
11	KOSHKAROV Olexsii	KOSHKAROV							11 AUG 1989	24	5	1	30	15.15
12	RENKAS Dmytrii	RENKAS	L						4 NOV 1992	0	0	0	0	0
13	RADCHENKO Valerii	RADCHENKO	S						9 MAR 1992	0	1	1	2	1.01


Coach GRYSYIUTA Iurii

Assistant

Phase	Opponent	Sets	Points per Set
Preliminary - Group B	RUS	3 - 2	20 - 25, 32 - 30, 25 - 21, 19 - 25, 15 - 1
Preliminary - Group B	USA	3 - 0	25 - 15, 25 - 10, 25 - 8
Preliminary - Group B	IRI	3 - 0	25 - 16, 25 - 11, 25 - 17
Preliminary - Group B	POL	3 - 0	25 - 12, 25 - 7, 25 - 13

LEGEND

% Percentage of total team score	(C) Team Captain	BH Both Handed	Han. Handedness	L Libero
LH Left Handed	MB Middle Blocker	No. Shirt Number	OS Opposite Spiker	Pos Playing Position
PR Preliminary	QF Quarter-finals	RH Right Handed	S Setter	WS Wing Spiker



Results Table - Preliminary Round

P4

As of SUN 23 JUL 2017 at 20:55

Group A				Points per Set					Total Points	Match Duration	Spectators
Match	Date	Teams	Sets	1	2	3	4	5			
2	WED 19 JUL 2017	BRA vs VEN	3 - 2	25 - 23	25 - 20	18 - 25	23 - 25	15 - 11	106 - 104	2h35	
4	WED 19 JUL 2017	ITA vs JPN	3 - 1	25 - 17	18 - 25	25 - 20	25 - 20		93 - 82	2h1	
10	THU 20 JUL 2017	VEN vs ITA	0 - 3	20 - 25	18 - 25	17 - 25			55 - 75	1h17	
15	THU 20 JUL 2017	TUR vs BRA	3 - 0	25 - 16	25 - 9	25 - 11			75 - 36	1h7	
17	FRI 21 JUL 2017	JPN vs VEN	3 - 2	34 - 36	25 - 22	25 - 22	22 - 25	15 - 13	121 - 118	2h43	
21	FRI 21 JUL 2017	ITA vs TUR	2 - 3	25 - 21	16 - 25	25 - 22	14 - 25	12 - 15	92 - 108	2h7	
24	SAT 22 JUL 2017	BRA vs ITA	1 - 3	29 - 27	23 - 25	16 - 25	22 - 25		90 - 102	1h53	
29	SAT 22 JUL 2017	TUR vs JPN	3 - 0	25 - 15	25 - 22	25 - 18			75 - 55	1h23	
31	SUN 23 JUL 2017	JPN vs BRA	3 - 0	25 - 19	25 - 21	25 - 18			75 - 58	1h29	
35	SUN 23 JUL 2017	VEN vs TUR	0 - 3	10 - 25	10 - 25	18 - 25			38 - 75	1h15	

Group B				Points per Set					Total Points	Match Duration	Spectators
Match	Date	Teams	Sets	1	2	3	4	5			
6	WED 19 JUL 2017	RUS vs POL	3 - 0	25 - 23	25 - 13	25 - 16			75 - 52	1h31	
7	WED 19 JUL 2017	USA vs IRI	1 - 3	19 - 25	25 - 18	16 - 25	21 - 25		81 - 93	2h4	
12	THU 20 JUL 2017	POL vs USA	1 - 3	25 - 11	17 - 25	24 - 26	23 - 25		89 - 87	1h59	
14	THU 20 JUL 2017	UKR vs RUS	3 - 2	20 - 25	32 - 30	25 - 21	19 - 25	15 - 12	111 - 113	2h29	
18	FRI 21 JUL 2017	USA vs UKR	0 - 3	15 - 25	10 - 25	8 - 25			33 - 75	1h10	
20	FRI 21 JUL 2017	IRI vs POL	3 - 0	25 - 21	25 - 18	25 - 16			75 - 55	1h30	
26	SAT 22 JUL 2017	UKR vs IRI	3 - 0	25 - 16	25 - 11	25 - 17			75 - 44	1h17	
28	SAT 22 JUL 2017	RUS vs USA	3 - 0	25 - 21	25 - 23	28 - 26			78 - 70	1h40	
32	SUN 23 JUL 2017	IRI vs RUS	2 - 3	10 - 25	25 - 15	20 - 25	25 - 18	12 - 15	92 - 98	2h16	
34	SUN 23 JUL 2017	POL vs UKR	0 - 3	12 - 25	7 - 25	13 - 25			32 - 75	1h1	

Statistics of	Average match duration	Average spectators	Total spectators
Preliminary	1h44		

Group A																	
Rank	Team	Matches			Ranking Points	Results Details						Sets			Points		
		Played	Won	Lost		3-0	3-1	3-2	2-3	1-3	0-3	Won	Lost	Ratio	Won	Lost	Ratio
1	TUR	4	4	0	11	3		1				12	2	6.000	333	221	1.507
2	ITA	4	3	1	10	1	2		1			11	5	2.200	362	335	1.081
3	JPN	4	2	2	5	1		1		1	1	7	8	0.875	333	344	0.968
4	BRA	4	1	3	2			1		1	2	4	11	0.364	290	356	0.815
5	VEN	4	0	4	2				2	2		4	12	0.333	315	377	0.836

Group B																	
Rank	Team	Matches			Ranking Points	Results Details						Sets			Points		
		Played	Won	Lost		3-0	3-1	3-2	2-3	1-3	0-3	Won	Lost	Ratio	Won	Lost	Ratio
1	UKR	4	4	0	11	3		1				12	2	6.000	336	222	1.514
2	RUS	4	3	1	9	2		1	1			11	5	2.200	364	325	1.120
3	IRI	4	2	2	7	1	1		1		1	8	7	1.143	304	309	0.984
4	USA	4	1	3	3		1			1	2	4	10	0.400	271	335	0.809
5	POL	4	0	4	0					1	3	1	12	0.083	228	312	0.731

LEGEND

MAX Ratio with no points or sets lost

Ratio Ratio of points or sets won/lost



WED 19 JUL 2017

Start Time 11:05 - End Time 13:40

Match Duration 2h35

Results

P2

BRA vs VEN
3 2

Team	Sets	1	2	3	4	5	Total
BRA	3	25	25	18	23	15	106
VEN	2	23	20	25	25	11	104
	Playing Time	29min	28min	32min	31min	19min	2h20

BRA - Brazil

No.	Name	Pos.	1	2	3	4	5	Pts
1	NETO Felipe De Oliveira		5	4	7			4
2	DALE COUTO Alexandre							
3	BASTOS Denilson Santos	L				L		
4	RIGO Alexandre	L						
5	AFONSO Sergio Gaspar	L	L	L	L	L	L	
6	MACHADO Rafael Nogueira			1	5	4	5	4
7	CELESTINO Guilherme Carvalho	S	2	1	2	1	2	3
8	DYNIWICZ Luciano Canesso			11	1			3
9	WESTERMANN G. (C)		6	5	3	5	6	17
10	PEREIRA Rafael Camargo		4	3	4	3	4	11
11	ALVES Fabio Meira		1	6	10	6	1	7
12	VIEIRA Lucas Bonalume		3	2	6	2	3	23
13	LOPES Alexandre Dal Forno							

VEN - Venezuela

No.	Name	Pos.	1	2	3	4	5	Pts
1	MADRIZ Juan Carlos		6	1	6	1	6	10
2	RODRIGUEZ E.				1		1	
3	CONTRERAS CORDERO Guillermo							
4	ARIAS APONTE Carlos Luis			12				
5	PRIETO Pedro Jesús	L	L	L	L	L	L	
6	SANCHEZ Erickson Faustino							
7	BLANCO AGUILAR Yosse Gregory		4	5	4	5	4	5
8	GONZALEZ Miguel Angel		5	6	5	6	5	8
9	SALAS Jhon	S		7	7	1	7	
10	PACHECO MARTINEZ Victor	L			L			
11	HEREDIA MARTINEZ Cruz Daniel		3	4	3	4	3	13
12	GONZALEZ Darwin Ignacio		2	3	2	3	2	17
13	RODRIGUEZ Jose Leonelvis			1				
15	RIVERO Anderson	S	1	2	1	2	1	11

Coach SALVADOR Alex Luis Hiath
Assistant Coach

Coach
Assistant Coach

TEAM AND PLAYER PERFORMANCES

Won	Total Atts	No. Name	Scoring Skills	Won	Total Atts	No. Name
59	144	Total Team	Spike	49	131	Total Team
20	50	12 VIEIRA Lucas Bonalume		14	33	12 GONZALEZ Darwin Ignacio
17	42	9 WESTERMANN G.		9	20	15 RIVERO Anderson
8	18	10 PEREIRA Rafael Camargo		8	15	11 HEREDIA MARTINEZ Cruz Daniel
11	37	Total Team	Block	8	45	Total Team
3	8	11 ALVES Fabio Meira		4	18	1 MADRIZ Juan Carlos
3	12	10 PEREIRA Rafael Camargo		3	14	11 HEREDIA MARTINEZ Cruz Daniel
2	6	12 VIEIRA Lucas Bonalume		1	3	12 GONZALEZ Darwin Ignacio
2	105	Total Team	Serve	7	105	Total Team
1	7	6 MACHADO Rafael Nogueira		2	27	12 GONZALEZ Darwin Ignacio
1	18	12 VIEIRA Lucas Bonalume		2	16	11 HEREDIA MARTINEZ Cruz Daniel
				2	28	15 RIVERO Anderson
66		Total Team	Opp. Error	67		Total Team
138	286	Total Team	Total	131	281	Total Team
23	74	12 VIEIRA Lucas Bonalume	Best Scorer	17	63	12 GONZALEZ Darwin Ignacio

LEGEND

- (C) Team Captain
- nn Substitute where nn = shirt number of outgoing player
- MB Middle Blocker
- OS Opposite Spiker
- S Setter
- n Starting line-up where n= starting position on court
- Atts Attempts
- No. Shirt Number
- Pos Playing Position
- WS Wing Spiker
- L Substitute Libero
- L Libero
- Opp. Opponent
- Pts Points scored



WED 19 JUL 2017

Start List

Start Time 11:00

BRA vs VEN

P1

First Refere Akif KABAK (TUR)

Second Refere Mutlu SECAN (TUR)

BRA - Brazil

Shirt colour Yellow

No.	Name	Shirt Name	Pos.	Han.	Height	Weight	Highest Reac		Date of Birth	Tournament Totals				
							Spike cm	Block cm		Spik	Bloc	Serv	Total	%
1	NETO Felipe De Oliveira	NETO							30 DEC 198					
2	DALE COUTO Alexandre	DALE COUTO							28 JUN 1980					
3	BASTOS Denilson Santos	BASTOS	L						19 JUN 1997					
4	RIGO Alexandre	RIGO	S						25 APR 1974					
5	AFONSO Sergio Gaspar	AFONSO	L						19 JUL 1968					
6	MACHADO Rafael Nogueira	MACHADO							21 NOV 198					
7	CELESTINO Guilherme Carv	CELESTINO	S						22 MAR 199					
8	DYNIWICZ Luciano Caness	DYNIWICZ							4 OCT 1982					
9	WESTERMANN G. (C)	WESTERMAN							19 JUN 1966					
10	PEREIRA Rafael Camargo	PEREIRA							23 JUN 1991					
11	ALVES Fabio Meira	ALVES							20 OCT 197					
12	VIEIRA Lucas Bonalume	VIEIRA							8 AUG 1987					
13	LOPES Alexandre Dal Forno	LOPES							11 APR 1977					
Coac SALVADOR Alex Luis Hiath							Assista							


VEN - Venezuela

Shirt colour Purple

No.	Name	Shirt Name	Pos.	Han.	Height	Weight	Highest Reac		Date of Birth	Tournament Totals				
							Spike cm	Block cm		Spik	Bloc	Serv	Total	%
1	MADRIZ Juan Carlos	MADRIZ							1 OCT 1989					
2	RODRIGUEZ ESPANA Luis	RODRIGUEZ							25 OCT 197					
3	CONTRERAS CORDERO G	CONTRERAS							7 JUL 1984					
4	ARIAS APONTE Carlos Luis	ARIAS							18 DEC 198					
5	PRIETO Pedro Jesús	PRIETO	L						25 DEC 198					
6	SANCHEZ Erickson Faustino	SANCHEZ							15 FEB 1986					
7	BLANCO AGUILAR Yosse G	BLANCO							9 SEP 1982					
8	GONZALEZ Miguel Angel	GONZALEZ							12 JUN 1984					
9	SALAS Jhon	SALAS	S						16 JUN 1981					
10	PACHECO MARTINEZ Victo	PACHECO	L						3 APR 1990					
11	HEREDIA MARTINEZ Cruz	HEREDIA							1 APR 1982					
12	GONZALEZ Darwin Ignacio	GONZALEZ							21 FEB 1986					
13	RODRIGUEZ Jose Leonelvis	RODRIGUEZ							6 APR 1998					
15	RIVERO Anderson	RIVERO	S						11 SEP 1987					
Coac ARIAS Marcelo							Assista							

LEGEND

%	Percentage of total team s	(C)	Team Captain	BH	Both Handed	Han	Handedness	L	Libero
LH	Left Handed	MB	Middle Blocker	No.	Shirt Number	OS	Opposite Spiker	Pos	Playing Position
PR	Preliminary	RH	Right Handed	S	Setter	WS	Wing Spiker		



WED 19 JUL 2017

Start Time 14:26 - End Time 16:27

Match Duration 2h1

Results

P2

ITA vs JPN
3 1

Team	Sets	1	2	3	4	Total
ITA	3	25	18	25	25	93
JPN	1	17	25	20	20	82
	Playing Time	24min	26min	30min	27min	1h48

First Refere Rebecca RUIZ JOHANNES

Second Refere Aysim ERGYNAY

ITA - Italy

No.	Name	Pos	1	2	3	4	5	Pts
1	IANIRO Simone		6	1	6	6		6
2	GUIDOTTI Marco	L	L	L	L	L		
3	PIERONI Diego		3	4	3	3		7
4	CASELLI Alberto	S						
5	VERDECCHIA Lorenzo		5	6	5	5		12
6	FAETTINI Nicola							
7	MALFASI Marco							
8	BOLIS Mirko		4	5	4	4		17
9	MUSACCHIO Luigi			5				
10	AQUILANI Valerio (C)		2	3	2	2		13
11	DELL'ARTE Riccardo	S	1	2	1	1		
12	MERLIN Riccardo							

Coach GENTILE Stefano

Assistant Coach

JPN - Japan

No.	Name	Pos	1	2	3	4	5	Pts
1	KANO Takuya (C)		2	2	2	1		13
2	NOBUTA Mitsunobu		6	3	3	5		7
3	AKIMOTO Shoma							
4	WAKAHARA Masayuki	S	8	1	1	3		2
5	TAKAHASHI Ryuichi			2		8		
6	TAZOKO Yoshiki		4	4	4	4		17
7	YOSHIDA Sho		5	5	5	2		8
8	KAGA Mitsuru	S	1		6	6		
9	NARUKI Shunsuke		3	6	6	2		3
10	KAGA Tatsuki	L			L	L		
11	CHIHARA Kohei		9	9	9	9		
12	SAKASHITA Shinichi	L	L	L	L			

Coach SHIKATANI Akio

Assistant Coach

TEAM AND PLAYER PERFORMANCES

Won	Total Atts	No. Name	Scoring Skills	Won	Total Atts	No. Name
43	109	Total Team	Spike	42	124	Total Team
16	42	8 BOLIS Mirko		13	40	1 KANO Takuya
13	22	10 AQUILANI Valerio		13	35	6 TAZOKO Yoshiki
9	28	5 VERDECCHIA Lorenzo		8	21	7 YOSHIDA Sho
9	39	Total Team	Block	6	29	Total Team
6	16	3 PIERONI Diego		3	8	2 NOBUTA Mitsunobu
1	8	1 IANIRO Simone		2	5	6 TAZOKO Yoshiki
1	5	5 VERDECCHIA Lorenzo		1	5	4 WAKAHARA Masayuki
3	92	Total Team	Serve	2	82	Total Team
2	18	5 VERDECCHIA Lorenzo		2	15	6 TAZOKO Yoshiki
1	13	1 IANIRO Simone				
49		Total Team	Opp. Error	45		Total Team
104	240	Total Team	Total	95	235	Total Team

17	60	8 BOLIS Mirko	Best Scorer	17	55	6 TAZOKO Yoshiki
----	----	---------------	-------------	----	----	------------------

LEGEND

(C) Team Captain

nn Substitute where nn = shirt number of outgoing player

MB Middle Blocker

OS Opposite Spiker

S Setter

n Starting line-up where n= starting position on court

Atts Attempts

No. Shirt Number

Pos Playing Position

WS Wing Spiker

L Substitute Libero

L Libero

Opp Opponent

Pts Points scored



WED 19 JUL 2017

Start List

Start Time 13:00

ITA vs JPN

P1

First Refere Rebecca RUIZ JOHANNES

Second Refere Mutlu SECAN (TUR)

ITA - Italy

Shirt colour White

No.	Name	Shirt Name	Pos.	Han.	Height	Weight	Highest Reac		Date of Birth	Tournament Totals				
							Spike cm	Block cm		Spik	Bloc	Serv	Total	%
1	IANIRO Simone	IANIRO							5 APR 1992					
2	GUIDOTTI Marco	GUIDOTTI	L						16 MAR 198					
3	PIERONI Diego	PIERONI							3 NOV 1982					
4	CASELLI Alberto	CASELLI	S						29 JUL 1998					
5	VERDECCHIA Lorenzo	VERDECCHIA							16 NOV 199					
6	FAETTINI Nicola	FAETTINI							2 MAR 1977					
7	MALFASI Marco	MALFASI							12 JUL 1994					
8	BOLIS Mirko	BOLIS							10 MAY 197					
9	MUSACCHIO Luigi	MUSACCHIO							19 APR 1992					
10	AQUILANI Valerio (C)	AQUILANI							20 NOV 199					
11	DELLI'ARTE Riccardo	DELLI'ARTE	S						17 JUL 1996					
12	MERLIN Riccardo	MERLIN							4 FEB 1981					
Coac GENTILE Stefano							Assista							

JPN - Japan

Shirt colour Blue

No.	Name	Shirt Name	Pos.	Han.	Height	Weight	Highest Reac		Date of Birth	Tournament Totals				
							Spike cm	Block cm		Spik	Bloc	Serv	Total	%
1	KANO Takuya (C)	KANO							24 NOV 199					
2	NOBUTA Mitsunobu	NOBUTA							22 FEB 1971					
3	AKIMOTO Shoma	AKIMOTO							14 JUN 1999					
4	WAKAHARA Masayuki	WAKAHARA	S						7 APR 1983					
5	TAKAHASHI Ryuichi	TAKAHASHI							3 JAN 1988					
6	TAZOKO Yoshiki	TAZOKO							12 JUL 1998					
7	YOSHIDA Sho	YOSHIDA							16 JUN 1984					
8	KAGA Mitsuru	KAGA	S						26 SEP 1990					
9	NARUKI Shunsuke	NARUKI							9 NOV 1989					
10	KAGA Tatsuki	KAGA	L						2 AUG 1992					
11	CHIHARA Kohei	CHIHARA							8 MAR 2002					
12	SAKASHITA Shinichi	SAKASHITA	L						7 AUG 1998					
Coac SHIKATANI Akio							Assista							

LEGEND

%	Percentage of total team s	(C)	Team Captain	BH	Both Handed	Han	Handedness	L	Libero
LH	Left Handed	MB	Middle Blocker	No.	Shirt Number	OS	Opposite Spiker	Pos	Playing Position
PR	Preliminary	RH	Right Handed	S	Setter	WS	Wing Spiker		



THU 20 JUL 2017

Start Time 11:01 - End Time 12:19

Match Duration 1h17

Results

P2

VEN vs ITA
0 3

Team	Sets	1	2	3	Total
VEN	0	20	18	17	55
ITA	3	25	25	25	75
	Playing Time	23min	23min	23min	1h10

First Refere Mutlu SECAL

Second Refere Deniz GUVENC DEMIR

VEN - Venezuela								
No.	Name	Pos	1	2	3	4	5	Pts
1	MADRIZ Juan Carlos		6	1				4
2	RODRIGUEZ E.							
3	CONTRERAS CORDERO Gu			7				
4	ARIAS APONTE Carlos Luis			12				
5	PRIETO Pedro Jesús	L	L	L	L			
6	SANCHEZ Erickson Faustino							
7	BLANCO AGUILAR Yosse Gr		4	5	4			3
8	GONZALEZ Miguel Angel		5	6	5			7
9	SALAS Jhon	S	7		7			
10	PACHECO MARTINEZ Victor	L		L				
11	HEREDIA MARTINEZ Cruz D		3	4	3			4
12	GONZALEZ Darwin Ignacio		2	3	2			4
13	RODRIGUEZ Jose Leonelvis		1		6			
15	RIVERO Anderson	S	1	2	1			2

ITA - Italy								
No.	Name	Pos	1	2	3	4	5	Pts
1	IANIRO Simone		6	6	6			3
2	GUIDOTTI Marco	L	L	L	L			
3	PIERONI Diego							
4	CASELLI Alberto	S						
5	VERDECCHIA Lorenzo		2	2	2			13
6	FAETTINI Nicola							
7	MALFASI Marco							
8	BOLIS Mirko		4	4	4			14
9	MUSACCHIO Luigi							
10	AQUILANI Valerio (C)		5	5	5			17
11	DELL'ARTE Riccardo	S	1	1	1			1
12	MERLIN Riccardo		3	3	3			3

Coach
Assistant Coach

Coach
Assistant Coach

TEAM AND PLAYER PERFORMANCES

Won	Total Atts	No. Name	Scoring Skills Spike	Won	Total Atts	No. Name
16	64	Total Team		40	86	Total Team
7	13	8 GONZALEZ Miguel Angel		13	21	10 AQUILANI Valerio
4	18	12 GONZALEZ Darwin Ignacio		12	27	8 BOLIS Mirko
2	9	11 HEREDIA MARTINEZ Cruz Daniel		10	21	5 VERDECCHIA Lorenzo
5	32	Total Team	Block	6	24	Total Team
3	12	1 MADRIZ Juan Carlos		3	6	5 VERDECCHIA Lorenzo
2	9	11 HEREDIA MARTINEZ Cruz Daniel		1	4	8 BOLIS Mirko
3	57	Total Team	Serve	1	9	12 MERLIN Riccardo
2	10	7 BLANCO AGUILAR Yosse Gregory		3	11	10 AQUILANI Valerio
1	5	1 MADRIZ Juan Carlos		1	14	8 BOLIS Mirko
				1	14	11 DELL'ARTE Riccardo
42		Total Team	Opp. Error	53		Total Team
66	153	Total Team	Total	104	183	Total Team
7	24	8 GONZALEZ Miguel Angel	Best Scorer	17	33	10 AQUILANI Valerio

LEGEND

- (C) Team Captain
- nn Substitute where nn = shirt number of outgoing player
- MB Middle Blocker
- OS Opposite Spiker
- S Setter
- n Starting line-up where n= starting position on court
- Atts Attempts
- No. Shirt Number
- Pos Playing Position
- WS Wing Spiker
- L Substitute Libero
- L Libero
- Opp Opponent
- Pts Points scored



THU 20 JUL 2017

Start List

Start Time 11:00

VEN vs ITA

P1

First Refere Mutlu SECAL

Second Refere Deniz GUVENC DEMIR

VEN - Venezuela

Shirt colour Purple

No.	Name	Shirt Name	Pos.	Han.	Height	Weight	Highest Reac		Date of Birth	Tournament Totals				
							Spike cm	Block cm		Spik	Bloc	Serv	Total	%
1	MADRIZ Juan Carlos	MADRIZ							1 OCT 1989	6	4	0	10	26.32
2	RODRIGUEZ ESPANA Luis	RODRIGUEZ							25 OCT 197	0	0	0	0	0
3	CONTRERAS CORDERO G	CONTRERAS							7 JUL 1984	0	0	0	0	0
4	ARIAS APONTE Carlos Luis	ARIAS							18 DEC 198	0	0	0	0	0
5	PRIETO Pedro Jesús	PRIETO	L						25 DEC 198	0	0	0	0	0
6	SANCHEZ Erickson Faustino	SANCHEZ							15 FEB 1986	0	0	0	0	0
7	BLANCO AGUILAR Yosse G	BLANCO							9 SEP 1982	4	0	1	5	13.16
8	GONZALEZ Miquel Angel	GONZALEZ							12 JUN 1984	8	0	0	8	21.05
9	SALAS Jhon	SALAS	S						16 JUN 1981	0	0	0	0	0
10	PACHECO MARTINEZ Victo	PACHECO	L						3 APR 1990	0	0	0	0	0
11	HEREDIA MARTINEZ Cruz	HEREDIA							1 APR 1982	8	3	2	13	34.21
12	GONZALEZ Darwin Ignacio	GONZALEZ							21 FEB 1986	14	1	2	17	44.74
13	RODRIGUEZ Jose Leonelvis	RODRIGUEZ							6 APR 1998	0	0	0	0	0
15	RIVERO Anderson	RIVERO	S						11 SEP 1987	9	0	2	11	28.95
Coac							Assista							

Phase	Opponent	Sets	Points per Set
Preliminary - Group	BRA	2 - 3	23 - 25, 20 - 25, 25 - 18, 25 - 23,

ITA - Italy

Shirt colour Blue

No.	Name	Shirt Name	Pos.	Han.	Height	Weight	Highest Reac		Date of Birth	Tournament Totals				
							Spike cm	Block cm		Spik	Bloc	Serv	Total	%
1	IANIRO Simone	IANIRO							5 APR 1992	4	1	1	6	12.50
2	GUIDOTTI Marco	GUIDOTTI	L						16 MAR 198	0	0	0	0	0
3	PIERONI Diego	PIERONI							3 NOV 1982	1	6	0	7	14.58
4	CASELLI Alberto	CASELLI	S						29 JUL 1998	0	0	0	0	0
5	VERDECCHIA Lorenzo	VERDECCHIA							16 NOV 199	9	1	2	12	25.00
6	FAETTINI Nicola	FAETTINI							2 MAR 1977	0	0	0	0	0
7	MALFASI Marco	MALFASI							12 JUL 1994	0	0	0	0	0
8	BOLIS Mirko	BOLIS							10 MAY 197	16	1	0	17	35.42
9	MUSACCHIO Luigi	MUSACCHIO							19 APR 1992	0	0	0	0	0
10	AQUILANI Valerio (C)	AQUILANI							20 NOV 199	13	0	0	13	27.08
11	DELLI'ARTE Riccardo	DELLI'ARTE	S						17 JUL 1996	0	0	0	0	0
12	MERLIN Riccardo	MERLIN							4 FEB 1981	0	0	0	0	0
Coac							Assista							

Phase	Opponent	Sets	Points per Set
Preliminary - Group	JPN	3 - 1	25 - 17, 18 - 25, 25 - 20, 25 - 20

LEGEND

%	Percentage of total team s	(C)	Team Captain	BH	Both Handed	Han	Handedness	L	Libero
LH	Left Handed	MB	Middle Blocker	No.	Shirt Number	OS	Opposite Spiker	Pos	Playing Position
PR	Preliminary	RH	Right Handed	S	Setter	WS	Wing Spiker		



THU 20 JUL 2017
Start Time 18:47 - End Time 19:54
Match Duration 1h7

Results

P2

TUR vs BRA
3 0

Team	Sets	1	2	3	Total
TUR	3	25	25	25	75
BRA	0	16	9	11	36
	Playing Time	22min	18min	18min	59min

First Refere Rebecca RUIZ JOHANNES

Second Refere Aysim ERGINAY

TUR - Turkey

No.	Name	Pos	1	2	3	4	5	Pts
1	CICEK Hilmi Kaan		4	5	4			15
4	PALAZ Emrullah							
5	KUZUCU Mehmet	L						
6	GENC Furkan	S			8			
7	SIMSEK Cevat (C)		3	4	3			7
8	KARATAS Ridvan	S	1	2	1			6
9	YASAN Hasan							
10	AKYILDIZ Kadir		2	3	2			13
11	RAZBONYALI Ahmet Metin		5	6	5			5
12	YIGITER Fatih		6	1	6			4
13	YAGIZ Ozan	L	L	L	L			
14	KARABICAK Kerim							
16	IMDAT Metin							
17	HAYTA Ersin							

BRA - Brazil

No.	Name	Pos	1	2	3	4	5	Pts
1	NETO Felipe De Oliveira			6	5			1
2	DALE COUTO Alexandre							
3	BASTOS Denilson Santos	L		L				
4	RIGO Alexandre	S						
5	AFONSO Sergio Gaspar	L	L		L			1
6	MACHADO Rafael Nogueira		5	4				3
7	CELESTINO Guilherme Carv	S	2	1	2			2
8	DYNIWICZ Luciano Caness				10			
9	WESTERMANN G. (C)		6	5	6			2
10	PEREIRA Rafael Camargo		4	3	4			1
11	ALVES Fabio Meira		1	6	1			
12	VIEIRA Lucas Bonalume		3	2	3			6
13	LOPES Alexandre Dal Forno							

Coach GARKGI Osman
Assistant Coach

Coach SALVADOR Alex Luis Hiath
Assistant Coach

TEAM AND PLAYER PERFORMANCES

Won	Total Atts	No. Name	Scoring Skills Spike	Won	Total Atts	No. Name
32	44	Total Team		12	37	Total Team
13	20	1 CICEK Hilmi Kaan		5	12	12 VIEIRA Lucas Bonalume
6	9	7 SIMSEK Cevat		3	3	6 MACHADO Rafael Nogueira
5	7	10 AKYILDIZ Kadir		2	8	9 WESTERMANN G.
4	13	Total Team	Block	3	16	Total Team
2	4	12 YIGITER Fatih		1	1	7 CELESTINO Guilherme Carvalho
1	3	10 AKYILDIZ Kadir		1	2	10 PEREIRA Rafael Camargo
1	2	1 CICEK Hilmi Kaan		1	3	12 VIEIRA Lucas Bonalume
14	74	Total Team	Serve	1	37	Total Team
7	20	10 AKYILDIZ Kadir		1	8	7 CELESTINO Guilherme Carvalho
4	16	8 KARATAS Ridvan				
1	13	11 RAZBONYALI Ahmet Metin				
45		Total Team	Opp. Error	24		Total Team
95	131	Total Team	Total	40	90	Total Team
15	30	1 CICEK Hilmi Kaan	Best Scorer	6	21	12 VIEIRA Lucas Bonalume

LEGEND

(C) Team Captain
nn Substitute where nn = shirt number of outgoing player
MB Middle Blocker
OS Opposite Spiker
S Setter
n Starting line-up where n = starting position on court
Atts Attempts
No. Shirt Number
Pos Playing Position
WS Wing Spiker
L Substitute Libero
L Libero
Opp Opponent
Pts Points scored



THU 20 JUL 2017

Start List

Start Time 17:00

TUR vs BRA

P1

First Refere Rebecca RUIZ JOHANNES

Second Refere Aysim ERGINAY

TUR - Turkey

Shirt colour White

No.	Name	Shirt Name	Pos.	Han.	Height	Weight	Highest Reac		Date of Birth	Tournament Totals				
							Spike cm	Block cm		Spik	Bloc	Serv	Total	%
1	CICEK Hilmi Kaan	CICEK							29 JUN 1993					
4	PALAZ Emrullah	PALAZ							10 AUG 198					
5	KUZUCU Mehmet	KUZUCU	L						26 APR 1991					
6	GENC Furkan	GENC	S						1 DEC 1999					
7	SIMSEK Cevat (C)	SIMSEK							28 APR 1988					
8	KARATAS Ridvan	KARATAS	S						1 FEB 1982					
9	YASAN Hasan	YASAN							5 JAN 1988					
10	AKYILDIZ Kadir	AKYILDIZ							15 FEB 1996					
11	RAZBONYALI Ahmet Metin	RAZBONYALI							10 APR 1986					
12	YIGITER Fatih	YIGITER							1 APR 1991					
13	YAGIZ Ozan	YAGIZ	L						1 JAN 1991					
14	KARABICAK Kerim	KARABICAK							1 AUG 1989					
16	IMDAT Metin	IMDAT							4 JUL 1992					
17	HAYTA Ersin	HAYTA							14 SEP 1989					
Coac GARKGI Osman							Assista							

BRA - Brazil

Shirt colour Blue

No.	Name	Shirt Name	Pos.	Han.	Height	Weight	Highest Reac		Date of Birth	Tournament Totals				
							Spike cm	Block cm		Spik	Bloc	Serv	Total	%
1	NETO Felipe De Oliveira	NETO							30 DEC 198	4	0	0	4	10.26
2	DALE COUTO Alexandre	DALE COUTO							28 JUN 1980	0	0	0	0	0
3	BASTOS Denilson Santos	BASTOS	L						19 JUN 1997	0	0	0	0	0
4	RIGO Alexandre	RIGO	S						25 APR 1974	0	0	0	0	0
5	AFONSO Sergio Gaspar	AFONSO	L						19 JUL 1968	0	0	0	0	0
6	MACHADO Rafael Noqueira	MACHADO							21 NOV 198	2	1	1	4	10.26
7	CELESTINO Guilherme Carv	CELESTINO	S						22 MAR 199	2	1	0	3	7.69
8	DYNIWICZ Luciano Caness	DYNIWICZ							4 OCT 1982	2	1	0	3	7.69
9	WESTERMANN G. (C)	WESTERMAN							19 JUN 1966	17	0	0	17	43.59
10	PEREIRA Rafael Camargo	PEREIRA							23 JUN 1991	8	3	0	11	28.21
11	ALVES Fabio Meira	ALVES							20 OCT 197	4	3	0	7	17.95
12	VIEIRA Lucas Bonalume	VIEIRA							8 AUG 1987	20	2	1	23	58.97
13	LOPES Alexandre Dal Forno	LOPES							11 APR 1977	0	0	0	0	0
Coac SALVADOR Alex Luis Hiath							Assista							

Phase	Opponent	Sets	Points per Set
Preliminary - Group	VEN	3 - 2	25 - 23, 25 - 20, 18 - 25, 23 - 25.

LEGEND

%	Percentage of total team s	(C)	Team Captain	BH	Both Handed	Han	Handedness	L	Libero
LH	Left Handed	MB	Middle Blocker	No.	Shirt Number	OS	Opposite Spiker	Pos	Playing Position
PR	Preliminary	RH	Right Handed	S	Setter	WS	Wing Spiker		



FRI 21 JUL 2017

Start Time 11:00 - End Time 13:44

Match Duration 2h43

Results

P2

JPN vs VEN
3 2

Team	Sets	1	2	3	4	5	Total
JPN	3	34	25	25	22	15	121
VEN	2	36	22	22	25	13	118
	Playing Time	41min	30min	30min	28min	17min	2h29

First Refere Akif KABAK

Second Refere Sema KAYKGI

JPN - Japan

No.	Name	Pos	1	2	3	4	5	Pts
1	KANO Takuya (C)		5	4	5	4	1	26
2	NOBUTA Mitsunobu		6	5	6	5	2	11
3	AKIMOTO Shoma				2			
4	WAKAHARA Masayuki	S	4	3	4	3	3	14
5	TAKAHASHI Ryuichi			8				
6	TAZOKO Yoshiki		2	1	2	1	4	29
7	YOSHIDA Sho				4			1
8	KAGA Mitsuru	S	1	6	1	6	6	1
9	NARUKI Shunsuke		3	2	3	2	5	2
10	KAGA Tatsuki	S						
11	CHIHARA Kohei		9	2	9		2	
12	SAKASHITA Shinichi	L	L	L	L	L	L	

Coach SHIKATANI Akio

Assistant Coach

VEN - Venezuela

No.	Name	Pos	1	2	3	4	5	Pts
1	MADRIZ Juan Carlos		6	1	6	6	6	15
2	RODRIGUEZ E.							
3	CONTRERAS CORDERO Gu							
4	ARIAS APONTE Carlos Luis							
5	PRIETO Pedro Jesús	L	L	L	L	L	L	
6	SANCHEZ Erickson Faustino							
7	BLANCO AGUILAR Yosse Gr		4	5	4	4	4	13
8	GONZALEZ Miguel Angel		5	6	5	5	5	9
9	SALAS Jhon	S	7	7		7	7	
10	PACHECO MARTINEZ Victor	L						
11	HEREDIA MARTINEZ Cruz D		3	4	3	3	3	22
12	GONZALEZ Darwin Ignacio		2	3	2	2	2	18
13	RODRIGUEZ Jose Leonelvis							
15	RIVERO Anderson	S	1	2	1	1	1	10

Coach ARIAS Marcelo

Assistant Coach

TEAM AND PLAYER PERFORMANCES

Won	Total Atts	No. Name	Scoring Skills Spike	Won	Total Atts	No. Name
72	186	Total Team		64	160	Total Team
26	76	1 KANO Takuya		16	31	12 GONZALEZ Darwin Ignacio
23	45	6 TAZOKO Yoshiki		14	24	11 HEREDIA MARTINEZ Cruz Daniel
14	41	4 WAKAHARA Masayuki		10	32	7 BLANCO AGUILAR Yosse Gregory
5	40	Total Team	Block	17	89	Total Team
2	13	9 NARUKI Shunsuke		7	37	11 HEREDIA MARTINEZ Cruz Daniel
2	11	2 NOBUTA Mitsunobu		5	21	1 MADRIZ Juan Carlos
1	1	8 KAGA Mitsuru		2	4	12 GONZALEZ Darwin Ignacio
7	120	Total Team	Serve	6	119	Total Team
6	34	6 TAZOKO Yoshiki		2	30	15 RIVERO Anderson
1	12	2 NOBUTA Mitsunobu		1	23	11 HEREDIA MARTINEZ Cruz Daniel
				1	17	1 MADRIZ Juan Carlos
85		Total Team	Opp. Error	64		Total Team
169	346	Total Team	Total	151	368	Total Team
29	83	6 TAZOKO Yoshiki	Best Scorer	22	84	11 HEREDIA MARTINEZ Cruz Daniel

LEGEND

(C) Team Captain

nn Substitute where nn = shirt number of outgoing player

MB Middle Blocker

OS Opposite Spiker

S Setter

n Starting line-up where n= starting position on court

Atts Attempts

No. Shirt Number

Pos Playing Position

WS Wing Spiker

L Substitute Libero

L Libero

Opp Opponent

Pts Points scored



FRI 21 JUL 2017

Start List

Start Time 11:00

JPN vs VEN

P1

First Refere Akif KABAK

Second Refere Sema KAYKGI

JPN - Japan

Shirt colour Blue

No.	Name	Shirt Name	Pos.	Han.	Height	Weight	Highest Reac		Date of Birth	Tournament Totals				
							Spike cm	Block cm		Spik	Bloc	Serv	Total	%
1	KANO Takuya (C)	KANO							24 NOV 199	13	0	0	13	39.39
2	NOBUTA Mitsunobu	NOBUTA							22 FEB 1971	4	3	0	7	21.21
3	AKIMOTO Shoma	AKIMOTO							14 JUN 1999	0	0	0	0	0
4	WAKAHARA Masayuki	WAKAHARA	S						7 APR 1983	1	1	0	2	6.06
5	TAKAHASHI Ryuichi	TAKAHASHI							3 JAN 1988	0	0	0	0	0
6	TAZOKO Yoshiki	TAZOKO							12 JUL 1998	13	2	2	17	51.52
7	YOSHIDA Sho	YOSHIDA							16 JUN 1984	8	0	0	8	24.24
8	KAGA Mitsuru	KAGA	S						26 SEP 1990	0	0	0	0	0
9	NARUKI Shunsuke	NARUKI							9 NOV 1989	3	0	0	3	9.09
10	KAGA Tatsuki	KAGA	S						2 AUG 1992	0	0	0	0	0
11	CHIHARA Kohei	CHIHARA							8 MAR 2002	0	0	0	0	0
12	SAKASHITA Shinichi	SAKASHITA	L						7 AUG 1998	0	0	0	0	0

Coac SHIKATANI Akio

Assista

Phase	Opponent	Sets	Points per Set
Preliminary - Group	ITA	1 - 3	17 - 25, 25 - 18, 20 - 25, 20 - 25

VEN - Venezuela

Shirt colour Purple

No.	Name	Shirt Name	Pos.	Han.	Height	Weight	Highest Reac		Date of Birth	Tournament Totals				
							Spike cm	Block cm		Spik	Bloc	Serv	Total	%
1	MADRIZ Juan Carlos	MADRIZ							1 OCT 1989	6	7	1	14	35.00
2	RODRIGUEZ ESPANA Luis	RODRIGUEZ							25 OCT 197	0	0	0	0	0
3	CONTRERAS CORDERO G	CONTRERAS							7 JUL 1984	0	0	0	0	0
4	ARIAS APONTE Carlos Luis	ARIAS							18 DEC 198	0	0	0	0	0
5	PRIETO Pedro Jesús	PRIETO	L						25 DEC 198	0	0	0	0	0
6	SANCHEZ Erickson Faustino	SANCHEZ							15 FEB 1986	0	0	0	0	0
7	BLANCO AGUILAR Yosse G	BLANCO							9 SEP 1982	5	0	3	8	20.00
8	GONZALEZ Miguel Angel	GONZALEZ							12 JUN 1984	15	0	0	15	37.50
9	SALAS Jhon	SALAS	S						16 JUN 1981	0	0	0	0	0
10	PACHECO MARTINEZ Victo	PACHECO	L						3 APR 1990	0	0	0	0	0
11	HEREDIA MARTINEZ Cruz	HEREDIA							1 APR 1982	10	5	2	17	42.50
12	GONZALEZ Darwin Ignacio	GONZALEZ							21 FEB 1986	18	1	2	21	52.50
13	RODRIGUEZ Jose Leonelvis	RODRIGUEZ							6 APR 1998	0	0	0	0	0
15	RIVERO Anderson	RIVERO	S						11 SEP 1987	11	0	2	13	32.50

Coac ARIAS Marcelo

Assista

Phase	Opponent	Sets	Points per Set
Preliminary - Group	BRA	2 - 3	23 - 25, 20 - 25, 25 - 18, 25 - 23.
Preliminary - Group	ITA	0 - 3	20 - 25, 18 - 25, 17 - 25

LEGEND

%	Percentage of total team s	(C)	Team Captain	BH	Both Handed	Han	Handedness	L	Libero
LH	Left Handed	MB	Middle Blocker	No.	Shirt Number	OS	Opposite Spiker	Pos	Playing Position
PR	Preliminary	RH	Right Handed	S	Setter	WS	Wing Spiker		



FRI 21 JUL 2017

Start Time 18:31 - End Time 20:39

Match Duration 2h7

Results

P2

ITA vs TUR
2 3

Team	Sets	1	2	3	4	5	Total
ITA	2	25	16	25	14	12	92
TUR	3	21	25	22	25	15	108
	Playing Time	26min	22min	26min	23min	16min	1h54

First Refere Demir DENIZ GUVENC

Second Refere Rebecca RUIZ JOHANNES

ITA - Italy

No.	Name	Pos	1	2	3	4	5	Pts
1	IANIRO Simone		6	6	6	1	6	11
2	GUIDOTTI Marco	L	L	L	L	L	L	
3	PIERONI Diego				3	4	3	2
4	CASELLI Alberto	S		8				
5	VERDECCHIA Lorenzo		2	2	2	3	2	11
6	FAETTINI Nicola							
7	MALFASI Marco			11		8		2
8	BOLIS Mirko		4	4	4	5	4	15
9	MUSACCHIO Luigi		12		3	5		
10	AQUILANI Valerio (C)		5	5	5	6	5	21
11	DELL'ARTE Riccardo	S	1	1	1	2	1	2
12	MERLIN Riccardo		3	3		3		1

TUR - Turkey

No.	Name	Pos	1	2	3	4	5	Pts
1	CICEK Hilmi Kaan		4	5	4	5	5	19
4	PALAZ Emrullah							
5	KUZUCU Mehmet	L	L					
6	GENC Furkan	S			8		12	
7	SIMSEK Cevat		3	4	3	1	1	9
8	KARATAS Ridvan	S	1	2	1	2	2	7
9	YASAN Hasan							
10	AKYILDIZ Kadir		2	3	2	3	3	14
11	RAZBONYALI Ahmet Metin		5	6	5	6	6	11
12	YIGITER Fatih		6	1	6	4	4	6
13	YAGIZ Ozan	L	L	L	L	L	L	
14	KARABICAK Kerim							
16	IMDAT Metin							
17	HAYTA Ersin							

Coach GENTILE Stefano

Assistant Coach

Coach GARKGI Osman

Assistant Coach

TEAM AND PLAYER PERFORMANCES

Won	Total Atts	No. Name	Scoring Skills Spike	Won	Total Atts	No. Name
46	117	Total Team		46	86	Total Team
15	35	10 AQUILANI Valerio		14	31	1 CICEK Hilmi Kaan
11	32	8 BOLIS Mirko		11	16	10 AKYILDIZ Kadir
9	25	5 VERDECCHIA Lorenzo		8	20	11 RAZBONYALI Ahmet Metin
9	35	Total Team	Block	13	48	Total Team
4	6	10 AQUILANI Valerio		4	10	12 YIGITER Fatih
3	6	1 IANIRO Simone		3	12	1 CICEK Hilmi Kaan
1	2	5 VERDECCHIA Lorenzo		3	5	11 RAZBONYALI Ahmet Metin
10	93	Total Team	Serve	7	107	Total Team
4	18	8 BOLIS Mirko		2	23	10 AKYILDIZ Kadir
2	12	10 AQUILANI Valerio		2	18	1 CICEK Hilmi Kaan
2	12	1 IANIRO Simone		2	28	8 KARATAS Ridvan
55		Total Team	Opp. Error	66		Total Team
120	245	Total Team	Total	132	241	Total Team
21	53	10 AQUILANI Valerio	Best Scorer	19	61	1 CICEK Hilmi Kaan

LEGEND

(C) Team Captain

nn Substitute where nn = shirt number of outgoing player

MB Middle Blocker

OS Opposite Spiker

S Setter

n Starting line-up where n= starting position on court

Atts Attempts

No. Shirt Number

Pos Playing Position

WS Wing Spiker

L Substitute Libero

L Libero

Opp Opponent

Pts Points scored



FRI 21 JUL 2017

Start List

Start Time 17:00

ITA vs TUR

P1

First Refere Demir DENIZ GUVENC

Second Refere Rebecca RUIZ JOHANNES

ITA - Italy

Shirt colour White

No.	Name	Shirt Name	Pos.	Han.	Height	Weight	Highest Reac		Date of Birth	Tournament Totals				
							Spike cm	Block cm		Spik	Bloc	Serv	Total	%
1	IANIRO Simone	IANIRO							5 APR 1992	7	1	1	9	11.11
2	GUIDOTTI Marco	GUIDOTTI	L						16 MAR 198	0	0	0	0	0
3	PIERONI Diego	PIERONI							3 NOV 1982	1	6	0	7	8.64
4	CASELLI Alberto	CASELLI	S						29 JUL 1998	0	0	0	0	0
5	VERDECCHIA Lorenzo	VERDECCHIA							16 NOV 199	19	4	2	25	30.86
6	FAETTINI Nicola	FAETTINI							2 MAR 1977	0	0	0	0	0
7	MALFASI Marco	MALFASI							12 JUL 1994	0	0	0	0	0
8	BOLIS Mirko	BOLIS							10 MAY 197	28	2	1	31	38.27
9	MUSACCHIO Luigi	MUSACCHIO							19 APR 1992	0	0	0	0	0
10	AQUILANI Valerio (C)	AQUILANI							20 NOV 199	26	1	3	30	37.04
11	DELLI'ARTE Riccardo	DELLI'ARTE	S						17 JUL 1996	0	0	1	1	1.23
12	MERLIN Riccardo	MERLIN							4 FEB 1981	2	1	0	3	3.70

Coac GENTILE Stefano

Assista

Phase	Opponent	Sets	Points per Set
Preliminary - Group	JPN	3 - 1	25 - 17, 18 - 25, 25 - 20, 25 - 20
Preliminary - Group	VEN	3 - 0	25 - 20, 25 - 18, 25 - 17

TUR - Turkey

Shirt colour Red

No.	Name	Shirt Name	Pos.	Han.	Height	Weight	Highest Reac		Date of Birth	Tournament Totals				
							Spike cm	Block cm		Spik	Bloc	Serv	Total	%
1	CICEK Hilmi Kaan	CICEK							29 JUN 1993	13	1	1	15	29.41
4	PALAZ Emrullah	PALAZ							10 AUG 198	0	0	0	0	0
5	KUZUCU Mehmet	KUZUCU	L						26 APR 1991	0	0	0	0	0
6	GENC Furkan	GENC	S						1 DEC 1999	0	0	0	0	0
7	SIMSEK Cevat	SIMSEK							28 APR 1988	6	0	1	7	13.73
8	KARATAS Ridvan	KARATAS	S						1 FEB 1982	2	0	4	6	11.76
9	YASAN Hasan	YASAN							5 JAN 1988	0	0	0	0	0
10	AKYILDIZ Kadir	AKYILDIZ							15 FEB 1996	5	1	7	13	25.49
11	RAZBONYALI Ahmet Metin	RAZBONYALI							10 APR 1986	4	0	1	5	9.80
12	YIGITER Fatih	YIGITER							1 APR 1991	2	2	0	4	7.84
13	YAGIZ Ozan	YAGIZ	L						1 JAN 1991	0	0	0	0	0
14	KARABICAK Kerim	KARABICAK							1 AUG 1989	0	0	0	0	0
16	IMDAT Metin	IMDAT							4 JUL 1992	0	0	0	0	0
17	HAYTA Ersin	HAYTA							14 SEP 1989	0	0	0	0	0

Coac GARKGI Osman

Assista

Phase	Opponent	Sets	Points per Set
Preliminary - Group	BRA	3 - 0	25 - 16, 25 - 9, 25 - 11

LEGEND

%	Percentage of total team s	(C)	Team Captain	BH	Both Handed	Han	Handedness	L	Libero
LH	Left Handed	MB	Middle Blocker	No.	Shirt Number	OS	Opposite Spiker	Pos	Playing Position
PR	Preliminary	RH	Right Handed	S	Setter	WS	Wing Spiker		



SAT 22 JUL 2017

Start Time 10:59 - End Time 12:53

Match Duration 1h53

Results

P2

BRA vs ITA
1 3

Team	Sets	1	2	3	4	Total
BRA	1	29	23	16	22	90
ITA	3	27	25	25	25	102
	Playing Time	30min	24min	22min	26min	1h44

Second Refere Halid CERIT

BRA - Brazil								
No.	Name	Pos	1	2	3	4	5	Pts
1	NETO Felipe De Oliveira			7				
2	DALE COUTO Alexandre							
3	BASTOS Denilson Santos	L		L				
4	RIGO Alexandre	L						
5	AFONSO Sergio Gaspar	L	L	L	L	L		
6	MACHADO Rafael Nogueira		5	4	5	4		10
7	CELESTINO Guilherme Carv	S	2	1	2	1		6
8	DYNIWICZ Luciano Caness		1	6	1	6		6
9	WESTERMANN G. (C)		6	5	6	5		12
10	PEREIRA Rafael Camargo		4	3	4	3		10
11	ALVES Fabio Meira							
12	VIEIRA Lucas Bonalume		3	2	3	2		15
13	LOPES Alexandre Dal Forno					10		

Coach SALVADOR Alex Luis Hiath
Assistant Coach

ITA - Italy								
No.	Name	Pos	1	2	3	4	5	Pts
1	IANIRO Simone		6	6	6	6		8
2	GUIDOTTI Marco	L	L	L	L	L		
3	PIERONI Diego							
4	CASELLI Alberto	S				1		1
5	VERDECCHIA Lorenzo		2	2	2	2		16
6	FAETTINI Nicola			1		12		
7	MALFASI Marco					8		
8	BOLIS Mirko		4	4	4	4		20
9	MUSACCHIO Luigi			12	12			
10	AQUILANI Valerio (C)		5	5	5	5		14
11	DELL'ARTE Riccardo	S	1	1	1	4		3
12	MERLIN Riccardo		3	3	3	3		8

Coach GENTILE Stefano
Assistant Coach

TEAM AND PLAYER PERFORMANCES

Won	Total Atts	No. Name	Scoring Skills	Won	Total Atts	No. Name
50	106	Total Team	Spike	56	110	Total Team
15	34	12 VIEIRA Lucas Bonalume		17	36	8 BOLIS Mirko
11	31	9 WESTERMANN G.		14	32	5 VERDECCHIA Lorenzo
10	16	6 MACHADO Rafael Nogueira		13	21	10 AQUILANI Valerio
6	38	Total Team	Block	8	42	Total Team
3	11	8 DYNIWICZ Luciano Canesso		4	14	1 IANIRO Simone
1	12	10 PEREIRA Rafael Camargo		1	7	8 BOLIS Mirko
1	2	9 WESTERMANN G.		1	3	11 DELL'ARTE Riccardo
3	91	Total Team	Serve	6	101	Total Team
3	23	7 CELESTINO Guilherme Carvalho		2	19	8 BOLIS Mirko
				2	18	11 DELL'ARTE Riccardo
				2	17	5 VERDECCHIA Lorenzo
56		Total Team	Opp. Error	60		Total Team
115	235	Total Team	Total	130	253	Total Team
15	52	12 VIEIRA Lucas Bonalume	Best Scorer	20	62	8 BOLIS Mirko

LEGEND

(C) Team Captain
nn Substitute where nn = shirt number of outgoing player
MB Middle Blocker
OS Opposite Spiker
S Setter
n Starting line-up where n = starting position on court
Atts Attempts
No. Shirt Number
Pos Playing Position
WS Wing Spiker
L Substitute Libero
L Libero
Opp Opponent
Pts Points scored



SAT 22 JUL 2017

Start List

Start Time 11:00

BRA vs ITA

P1

Second Refere Halid CERIT

BRA - Brazil

Shirt colour Yellow

No.	Name	Shirt Name	Pos.	Han.	Height	Weight	Highest Reac		Date of Birth	Tournament Totals				
							Spike cm	Block cm		Spik	Bloc	Serv	Total	%
1	NETO Felipe De Oliveira	NETO							30 DEC 198	5	0	0	5	16.67
2	DALE COUTO Alexandre	DALE COUTO							28 JUN 1980	0	0	0	0	0
3	BASTOS Denilson Santos	BASTOS	L						19 JUN 1997	0	0	0	0	0
4	RIGO Alexandre	RIGO	L						25 APR 1974	0	0	0	0	0
5	AFONSO Sergio Gaspar	AFONSO	L						19 JUL 1968	1	0	0	1	3.33
6	MACHADO Rafael Nogueira	MACHADO							21 NOV 198	5	1	1	7	23.33
7	CELESTINO Guilherme Carv	CELESTINO	S						22 MAR 199	2	2	1	5	16.67
8	DYNIWICZ Luciano Caness	DYNIWICZ							4 OCT 1982	2	1	0	3	10.00
9	WESTERMANN G. (C)	WESTERMAN							19 JUN 1966	19	0	0	19	63.33
10	PEREIRA Rafael Camargo	PEREIRA							23 JUN 1991	8	4	0	12	40.00
11	ALVES Fabio Meira	ALVES							20 OCT 197	4	3	0	7	23.33
12	VIEIRA Lucas Bonalume	VIEIRA							8 AUG 1987	25	3	1	29	96.67
13	LOPES Alexandre Dal Forno	LOPES							11 APR 1977	0	0	0	0	0

Coac SALVADOR Alex Luis Hiath

Assista

Phase	Opponent	Sets	Points per Set
Preliminary - Group	VEN	3 - 2	25 - 23, 25 - 20, 18 - 25, 23 - 25,
Preliminary - Group	TUR	0 - 3	16 - 25, 9 - 25, 11 - 25

ITA - Italy

Shirt colour Blue

No.	Name	Shirt Name	Pos.	Han.	Height	Weight	Highest Reac		Date of Birth	Tournament Totals				
							Spike cm	Block cm		Spik	Bloc	Serv	Total	%
1	IANIRO Simone	IANIRO							5 APR 1992	13	4	3	20	18.69
2	GUIDOTTI Marco	GUIDOTTI	L						16 MAR 198	0	0	0	0	0
3	PIERONI Diego	PIERONI							3 NOV 1982	2	7	0	9	8.41
4	CASELLI Alberto	CASELLI	S						29 JUL 1998	0	0	0	0	0
5	VERDECCHIA Lorenzo	VERDECCHIA							16 NOV 199	28	5	3	36	33.64
6	FAETTINI Nicola	FAETTINI							2 MAR 1977	0	0	0	0	0
7	MALFASI Marco	MALFASI							12 JUL 1994	2	0	0	2	1.87
8	BOLIS Mirko	BOLIS							10 MAY 197	39	2	5	46	42.99
9	MUSACCHIO Luigi	MUSACCHIO							19 APR 1992	0	0	0	0	0
10	AQUILANI Valerio (C)	AQUILANI							20 NOV 199	41	5	5	51	47.66
11	DELLI'ARTE Riccardo	DELLI'ARTE	S						17 JUL 1996	1	0	2	3	2.80
12	MERLIN Riccardo	MERLIN							4 FEB 1981	3	1	0	4	3.74

Coac GENTILE Stefano

Assista

Phase	Opponent	Sets	Points per Set
Preliminary - Group	JPN	3 - 1	25 - 17, 18 - 25, 25 - 20, 25 - 20
Preliminary - Group	VEN	3 - 0	25 - 20, 25 - 18, 25 - 17
Preliminary - Group	TUR	2 - 3	25 - 21, 16 - 25, 25 - 22, 14 - 25,

LEGEND

%	Percentage of total team s	(C)	Team Captain	BH	Both Handed	Han	Handedness	L	Libero
LH	Left Handed	MB	Middle Blocker	No.	Shirt Number	OS	Opposite Spiker	Pos	Playing Position
PR	Preliminary	RH	Right Handed	S	Setter	WS	Wing Spiker		



SAT 22 JUL 2017

Start Time 17:57 - End Time 19:20

Match Duration 1h23

Results

P2

TUR vs JPN
3 0

Team	Sets	1	2	3	Total
TUR	3	25	25	25	75
JPN	0	15	22	18	55
	Playing Time	22min	27min	27min	1h17

First Refere Rebecca RUIZ JOHANNES

Second Refere Hakki DEMIRALAY

TUR - Turkey

No.	Name	Pos	1	2	3	4	5	Pts
1	CICEK Hilmi Kaan		5	4	5			14
4	PALAZ Emrullah				12			
5	KUZUCU Mehmet	L						
6	GENC Furkan	S	8		8			
7	SIMSEK Cevat		1	6	1			8
8	KARATAS Ridvan	S	2	1	2			5
9	YASAN Hasan			12				
10	AKYILDIZ Kadir		3	2	3			6
11	RAZBONYALI Ahmet Metin		6	5	6			9
12	YIGITER Fatih		4	3	4			9
13	YAGIZ Ozan	L	L	L	L			
14	KARABICAK Kerim				7			
16	IMDAT Metin							
17	HAYTA Ersin							

JPN - Japan

No.	Name	Pos	1	2	3	4	5	Pts
1	KANO Takuya (C)		1	4	4			14
2	NOBUTA Mitsunobu		2	5	5			1
3	AKIMOTO Shoma		9	2	2			2
4	WAKAHARA Masayuki	S	3	8	6			2
5	TAKAHASHI Ryuichi		8	3	3			1
6	TAZOKO Yoshiki		4	1	1			12
7	YOSHIDA Sho			6	2			
8	KAGA Mitsuru	S	6	6	5			
9	NARUKI Shunsuke		5					
10	KAGA Tatsuki	S						
11	CHIHARA Kohei		2	1				
12	SAKASHITA Shinichi	L	L	L				

Coach GARKGI Osman

Assistant Coach

Coach SHIKATANI Akio

Assistant Coach

TEAM AND PLAYER PERFORMANCES

Won	Total Atts	No. Name	Scoring Skills Spike	Won	Total Atts	No. Name
37	66	Total Team		29	78	Total Team
12	18	1 CICEK Hilmi Kaan		14	33	1 KANO Takuya
7	11	7 SIMSEK Cevat		11	25	6 TAZOKO Yoshiki
6	17	11 RAZBONYALI Ahmet Metin		2	5	4 WAKAHARA Masayuki
9	30	Total Team	Block	2	12	Total Team
3	9	12 YIGITER Fatih		1	4	2 NOBUTA Mitsunobu
2	3	1 CICEK Hilmi Kaan		1	1	5 TAKAHASHI Ryuichi
2	5	11 RAZBONYALI Ahmet Metin				Total Team
5	73	Total Team	Serve	1	57	6 TAZOKO Yoshiki
3	16	8 KARATAS Ridvan		1	6	
1	10	11 RAZBONYALI Ahmet Metin				
1	6	12 YIGITER Fatih				
33		Total Team	Opp. Error	32		Total Team
84	169	Total Team	Total	64	147	Total Team
14	34	1 CICEK Hilmi Kaan	Best Scorer	14	48	1 KANO Takuya

LEGEND

(C) Team Captain

nn Substitute where nn = shirt number of outgoing player

MB Middle Blocker

OS Opposite Spiker

S Setter

n Starting line-up where n= starting position on court

Atts Attempts

No. Shirt Number

Pos Playing Position

WS Wing Spiker

L Substitute Libero

L Libero

Opp Opponent

Pts Points scored



SAT 22 JUL 2017

Start List

Start Time 17:00

TUR vs JPN

P1

First Refere Rebecca RUIZ JOHANNES

Second Refere Hakki DEMIRALAY

TUR - Turkey

Shirt colour White

No.	Name	Shirt Name	Pos.	Han.	Height	Weight	Highest Reac		Date of Birth	Tournament Totals					
							Spike cm	Block cm		Spik	Bloc	Serv	Total	%	
1	CICEK Hilmi Kaan	CICEK							29 JUN 1993	27	4	3	34	32.69	
4	PALAZ Emrullah	PALAZ							10 AUG 198	0	0	0	0	0	
5	KUZUCU Mehmet	KUZUCU	L						26 APR 1991	0	0	0	0	0	
6	GENC Furkan	GENC	S						1 DEC 1999	0	0	0	0	0	
7	SIMSEK Cevat	SIMSEK							28 APR 1988	14	1	1	16	15.38	
8	KARATAS Ridvan	KARATAS	S						1 FEB 1982	6	1	6	13	12.50	
9	YASAN Hasan	YASAN							5 JAN 1988	0	0	0	0	0	
10	AKYILDIZ Kadir	AKYILDIZ							15 FEB 1996	16	2	9	27	25.96	
11	RAZBONYALI Ahmet Metin	RAZBONYALI							10 APR 1986	12	3	1	16	15.38	
12	YIGITER Fatih	YIGITER							1 APR 1991	3	6	1	10	9.62	
13	YAGIZ Ozan	YAGIZ	L						1 JAN 1991	0	0	0	0	0	
14	KARABICAK Kerim	KARABICAK							1 AUG 1989	0	0	0	0	0	
16	IMDAT Metin	IMDAT							4 JUL 1992	0	0	0	0	0	
17	HAYTA Ersin	HAYTA							14 SEP 1989	0	0	0	0	0	
Coac GARKGI Osman							Assista								

Phase	Opponent	Sets	Points per Set
Preliminary - Group	BRA	3 - 0	25 - 16, 25 - 9, 25 - 11
Preliminary - Group	ITA	3 - 2	21 - 25, 25 - 16, 22 - 25, 25 - 14,

JPN - Japan

Shirt colour Red

No.	Name	Shirt Name	Pos.	Han.	Height	Weight	Highest Reac		Date of Birth	Tournament Totals					
							Spike cm	Block cm		Spik	Bloc	Serv	Total	%	
1	KANO Takuya (C)	KANO							24 NOV 199	39	0	0	39	43.33	
2	NOBUTA Mitsunobu	NOBUTA							22 FEB 1971	12	5	1	18	20.00	
3	AKIMOTO Shoma	AKIMOTO							14 JUN 1999	0	0	0	0	0	
4	WAKAHARA Masayuki	WAKAHARA	S						7 APR 1983	15	1	0	16	17.78	
5	TAKAHASHI Ryuichi	TAKAHASHI							3 JAN 1988	0	0	0	0	0	
6	TAZOKO Yoshiki	TAZOKO							12 JUL 1998	36	2	8	46	51.11	
7	YOSHIDA Sho	YOSHIDA							16 JUN 1984	9	0	0	9	10.00	
8	KAGA Mitsuru	KAGA	S						26 SEP 1990	0	1	0	1	1.11	
9	NARUKI Shunsuke	NARUKI							9 NOV 1989	3	2	0	5	5.56	
10	KAGA Tatsuki	KAGA	S						2 AUG 1992	0	0	0	0	0	
11	CHIHARA Kohei	CHIHARA							8 MAR 2002	0	0	0	0	0	
12	SAKASHITA Shinichi	SAKASHITA	L						7 AUG 1998	0	0	0	0	0	
Coac SHIKATANI Akio							Assista								

Phase	Opponent	Sets	Points per Set
Preliminary - Group	ITA	1 - 3	17 - 25, 25 - 18, 20 - 25, 20 - 25
Preliminary - Group	VEN	3 - 2	34 - 36, 25 - 22, 25 - 22, 22 - 25,

LEGEND

%	Percentage of total team s	(C)	Team Captain	BH	Both Handed	Han	Handedness	L	Libero
LH	Left Handed	MB	Middle Blocker	No.	Shirt Number	OS	Opposite Spiker	Pos	Playing Position
PR	Preliminary	RH	Right Handed	S	Setter	WS	Wing Spiker		



SUN 23 JUL 2017

Start Time 11:01 - End Time 12:31

Match Duration 1h29

Results

P2

JPN vs BRA
3 0

Team	Sets	1	2	3	Total
JPN	3	25	25	25	75
BRA	0	19	21	18	58
	Playing Time	27min	29min	26min	1h23

First Refere Halid CERIT

Second Refere Pinar ELMA (TUR)

JPN - Japan								
No.	Name	Pos	1	2	3	4	5	Pts
1	KANO Takuya (C)		2	2	2			17
2	NOBUTA Mitsunobu		3	3	3			8
3	AKIMOTO Shoma		6	6	6			2
4	WAKAHARA Masayuki	S	1	1	1			4
5	TAKAHASHI Ryuichi			2				1
6	TAZOKO Yoshiki		4	4	4			16
7	YOSHIDA Sho		5	5	5			10
8	KAGA Mitsuru	S		6				
9	NARUKI Shunsuke							
10	KAGA Tatsuki	S						
11	CHIHARA Kohei			3	3			
12	SAKASHITA Shinichi	L		L				

BRA - Brazil								
No.	Name	Pos	1	2	3	4	5	Pts
1	NETO Felipe De Oliveira		3	2	3			4
2	DALE COUTO Alexandre	L	L	L	L			
3	BASTOS Denilson Santos	L						
4	RIGO Alexandre	S						
5	AFONSO Sergio Gaspar							
6	MACHADO Rafael Nogueira		5	4	5			6
7	CELESTINO Guilherme Carv	S	2	1	2			1
8	DYNIWICZ Luciano Caness		1	6	1			3
9	WESTERMANN G. (C)		6	5	6			8
10	PEREIRA Rafael Camargo							
11	ALVES Fabio Meira							
12	VIEIRA Lucas Bonalume		4	3	4			11
13	LOPES Alexandre Dal Forno			8	8			2

Coach
Assistant Coach

Coach SALVADOR Alex Luis Hiath
Assistant Coach

TEAM AND PLAYER PERFORMANCES

Won	Total Atts	No. Name	Scoring Skills	Won	Total Atts	No. Name
44	97	Total Team	Spike	29	78	Total Team
16	37	1 KANO Takuya		8	24	12 VIEIRA Lucas Bonalume
14	28	6 TAZOKO Yoshiki		8	13	9 WESTERMANN G.
8	20	7 YOSHIDA Sho		6	15	6 MACHADO Rafael Nogueira
7	29	Total Team	Block	6	38	Total Team
3	11	2 NOBUTA Mitsunobu		3	14	12 VIEIRA Lucas Bonalume
2	3	4 WAKAHARA Masayuki		2	8	13 LOPES Alexandre Dal Forno
1	2	7 YOSHIDA Sho		1	9	8 DYNIWICZ Luciano Canesso
7	74	Total Team	Serve	0	59	Total Team
2	9	2 NOBUTA Mitsunobu				
1	17	1 KANO Takuya				
1	2	5 TAKAHASHI Ryuichi				
45		Total Team	Opp. Error	34		Total Team
103	200	Total Team	Total	69	175	Total Team
17	56	1 KANO Takuya	Best Scorer	11	48	12 VIEIRA Lucas Bonalume

LEGEND

(C) Team Captain
 nn Substitute where nn = shirt number of outgoing player
 MB Middle Blocker
 OS Opposite Spiker
 S Setter
 n Starting line-up where n= starting position on court
 Atts Attempts
 No. Shirt Number
 Pos Playing Position
 WS Wing Spiker
 L Substitute Libero
 L Libero
 Opp Opponent
 Pts Points scored



SUN 23 JUL 2017

Start List

Start Time 11:00

JPN vs BRA

P1

First Refere Halid CERIT

Second Refere Pinar ELMA (TUR)

JPN - Japan

Shirt colour White

No.	Name	Shirt Name	Pos.	Han.	Height	Weight	Highest Reac		Date of Birth	Tournament Totals				
							Spike cm	Block cm		Spik	Bloc	Serv	Total	%
1	KANO Takuya (C)	KANO							24 NOV 199	27	0	0	27	24.11
2	NOBUTA Mitsunobu	NOBUTA							22 FEB 1971	4	4	0	8	7.14
3	AKIMOTO Shoma	AKIMOTO							14 JUN 1999	2	0	0	2	1.79
4	WAKAHARA Masayuki	WAKAHARA	S						7 APR 1983	3	1	0	4	3.57
5	TAKAHASHI Ryuichi	TAKAHASHI							3 JAN 1988	0	1	0	1	0.89
6	TAZOKO Yoshiki	TAZOKO							12 JUL 1998	24	2	3	29	25.89
7	YOSHIDA Sho	YOSHIDA							16 JUN 1984	8	0	0	8	7.14
8	KAGA Mitsuru	KAGA	S						26 SEP 1990	0	0	0	0	0
9	NARUKI Shunsuke	NARUKI							9 NOV 1989	3	0	0	3	2.68
10	KAGA Tatsuki	KAGA	S						2 AUG 1992	0	0	0	0	0
11	CHIHARA Kohei	CHIHARA							8 MAR 2002	0	0	0	0	0
12	SAKASHITA Shinichi	SAKASHITA	L						7 AUG 1998	0	0	0	0	0

Coac

Assista

Phase	Opponent	Sets	Points per Set
Preliminary - Group	ITA	1 - 3	17 - 25, 25 - 18, 20 - 25, 20 - 25
Preliminary - Group	VEN	3 - 2	34 - 36, 25 - 22, 25 - 22, 22 - 25,
Preliminary - Group	TUR	0 - 3	15 - 25, 22 - 25, 18 - 25

BRA - Brazil

Shirt colour Blue

No.	Name	Shirt Name	Pos.	Han.	Height	Weight	Highest Reac		Date of Birth	Tournament Totals				
							Spike cm	Block cm		Spik	Bloc	Serv	Total	%
1	NETO Felipe De Oliveira	NETO							30 DEC 198	5	0	0	5	8.33
2	DALE COUTO Alexandre	DALE COUTO	L						28 JUN 1980	0	0	0	0	0
3	BASTOS Denilson Santos	BASTOS	L						19 JUN 1997	0	0	0	0	0
4	RIGO Alexandre	RIGO	S						25 APR 1974	0	0	0	0	0
5	AFONSO Sergio Gaspar	AFONSO							19 JUL 1968	1	0	0	1	1.67
6	MACHADO Rafael Nogueira	MACHADO							21 NOV 198	15	1	1	17	28.33
7	CELESTINO Guilherme Carv	CELESTINO	S						22 MAR 199	4	3	4	11	18.33
8	DYNIEWICZ Luciano Caness	DYNIEWICZ							4 OCT 1982	5	4	0	9	15.00
9	WESTERMANN G. (C)	WESTERMAN							19 JUN 1966	30	1	0	31	51.67
10	PEREIRA Rafael Camargo	PEREIRA							23 JUN 1991	17	5	0	22	36.67
11	ALVES Fabio Meira	ALVES							20 OCT 197	4	3	0	7	11.67
12	VIEIRA Lucas Bonalume	VIEIRA							8 AUG 1987	40	3	1	44	73.33
13	LOPES Alexandre Dal Forno	LOPES							11 APR 1977	0	0	0	0	0

Coac SALVADOR Alex Luis Hiath

Assista

Phase	Opponent	Sets	Points per Set
Preliminary - Group	VEN	3 - 2	25 - 23, 25 - 20, 18 - 25, 23 - 25,
Preliminary - Group	TUR	0 - 3	16 - 25, 9 - 25, 11 - 25
Preliminary - Group	ITA	1 - 3	29 - 27, 23 - 25, 16 - 25, 22 - 25

LEGEND

% Percentage of total team s (C) Team Captain
LH Left Handed MB Middle Blocker
PR Preliminary RH Right Handed

BH Both Handed
No. Shirt Number
S Setter

Han Handedness
OS Opposite Spiker
WS Wing Spiker

L Libero
Pos Playing Position



SUN 23 JUL 2017

Start Time 17:51 - End Time 19:07

Match Duration 1h15

Results

P2

VEN vs TUR
0 3

Team	Sets	1	2	3	Total
VEN	0	10	10	18	38
TUR	3	25	25	25	75
	Playing Time	19min	22min	26min	1h8

First Referee: Rebecca RUIZ JOHANNES

Second Referee: Sema KAYIKCI

VEN - Venezuela								
No.	Name	Pos.	1	2	3	4	5	Pts
1	MADRIZ Juan Carlos		1	6	1			1
2	RODRIGUEZ E.							
3	CONTRERAS CORDERO Guillermo		7					
4	ARIAS APONTE Carlos Luis							
5	PRIETO Pedro Jesús	L	L	L	L			
6	SANCHEZ Erickson Faustino							
7	BLANCO AGUILAR Yosse Gregory		5	4	9			4
8	GONZALEZ Miguel Angel		6	5	6			4
9	SALAS Jhon	S		7	2			
10	PACHECO MARTINEZ Victor	L				L		
11	HEREDIA MARTINEZ Cruz Daniel		4	3	4			3
12	GONZALEZ Darwin Ignacio		3	2	3			7
13	RODRIGUEZ Jose Leonelvis						1	1
15	RIVERO Anderson	S	2	1	5			4

TUR - Turkey								
No.	Name	Pos.	1	2	3	4	5	Pts
1	CICEK Hilmi Kaan		4	5	4			15
4	PALAZ Emrullah							
5	KUZUCU Mehmet	L						
6	GENC Furkan	S	8	8				
7	SIMSEK Cevat		6	1	6			8
8	KARATAS Ridvan	S	1	2	1			2
9	YASAN Hasan							
10	AKYILDIZ Kadir		2	3	2			7
11	RAZBONYALI Ahmet Metin		5	6	5			13
12	YIGITER Fatih		3	4	3			8
13	YAGIZ Ozan	L	L	L	L			
14	KARABICAK Kerim							
16	IMDAT Metin							
17	HAYTA Ersin				10			

Coach
Assistant Coach

Coach GARKGI Osman
Assistant Coach

TEAM AND PLAYER PERFORMANCES

Won	Total Atts	No. Name	Scoring Skills	Won	Total Atts	No. Name
17	54	Total Team	Spike	38	61	Total Team
4	9	7 BLANCO AGUILAR Yosse Gregory		13	24	1 CICEK Hilmi Kaan
4	12	12 GONZALEZ Darwin Ignacio		10	14	11 RAZBONYALI Ahmet Metin
4	14	8 GONZALEZ Miguel Angel		5	8	10 AKYILDIZ Kadir
4	19	Total Team	Block	5	20	Total Team
2	3	12 GONZALEZ Darwin Ignacio		2	6	12 YIGITER Fatih
1	4	11 HEREDIA MARTINEZ Cruz Daniel		1	4	1 CICEK Hilmi Kaan
1	4	1 MADRIZ Juan Carlos		1	7	7 SIMSEK Cevat
3	39	Total Team	Serve	10	74	Total Team
1	6	12 GONZALEZ Darwin Ignacio		3	10	11 RAZBONYALI Ahmet Metin
1	9	15 RIVERO Anderson		2	15	7 SIMSEK Cevat
1	3	13 RODRIGUEZ Jose Leonelvis		2	13	12 YIGITER Fatih
26		Total Team	Opp. Error	41		Total Team
50	112	Total Team	Total	94	155	Total Team
7	21	12 GONZALEZ Darwin Ignacio	Best Scorer	15	37	1 CICEK Hilmi Kaan

LEGEND

- (C) Team Captain
- nn Substitute where nn = shirt number of outgoing player
- MB Middle Blocker
- OS Opposite Spiker
- S Setter
- n Starting line-up where n= starting position on court
- Atts Attempts
- No. Shirt Number
- Pos Playing Position
- WS Wing Spiker
- L Substitute Libero
- L Libero
- Opp. Opponent
- Pts Points scored



SUN 23 JUL 2017

Start List

Start Time 17:00

VEN vs TUR

P1

First Refere Rebecca RUIZ JOHANNES

Second Refere Sema KAYKGI

VEN - Venezuela

Shirt colour White

No.	Name	Shirt Name	Pos.	Han.	Height	Weight	Highest Reac		Date of Birth	Tournament Totals				
							Spike cm	Block cm		Spik	Bloc	Serv	Total	%
1	MADRIZ Juan Carlos	MADRIZ							1 OCT 1989	6	7	1	14	19.18
2	RODRIGUEZ ESPANA Luis	RODRIGUEZ							25 OCT 197	0	0	0	0	0
3	CONTRERAS CORDERO G	CONTRERAS							7 JUL 1984	0	0	0	0	0
4	ARIAS APONTE Carlos Luis	ARIAS							18 DEC 198	0	0	0	0	0
5	PRIETO Pedro Jesús	PRIETO	L						25 DEC 198	0	0	0	0	0
6	SANCHEZ Erickson Faustino	SANCHEZ							15 FEB 1986	0	0	0	0	0
7	BLANCO AGUILAR Yosse G	BLANCO							9 SEP 1982	5	0	3	8	10.96
8	GONZALEZ Miquel Angel	GONZALEZ							12 JUN 1984	15	0	0	15	20.55
9	SALAS Jhon	SALAS	S						16 JUN 1981	0	0	0	0	0
10	PACHECO MARTINEZ Victo	PACHECO	L						3 APR 1990	0	0	0	0	0
11	HEREDIA MARTINEZ Cruz	HEREDIA							1 APR 1982	10	5	2	17	23.29
12	GONZALEZ Darwin Ignacio	GONZALEZ							21 FEB 1986	18	1	2	21	28.77
13	RODRIGUEZ Jose Leonelvis	RODRIGUEZ							6 APR 1998	0	0	0	0	0
15	RIVERO Anderson	RIVERO	S						11 SEP 1987	11	0	2	13	17.81

Coac

Assista

Phase	Opponent	Sets	Points per Set
Preliminary - Group	BRA	2 - 3	23 - 25, 20 - 25, 25 - 18, 25 - 23,
Preliminary - Group	ITA	0 - 3	20 - 25, 18 - 25, 17 - 25
Preliminary - Group	JPN	2 - 3	36 - 34, 22 - 25, 22 - 25, 25 - 22,

TUR - Turkey

Shirt colour Red

No.	Name	Shirt Name	Pos.	Han.	Height	Weight	Highest Reac		Date of Birth	Tournament Totals				
							Spike cm	Block cm		Spik	Bloc	Serv	Total	%
1	CICEK Hilmi Kaan	CICEK							29 JUN 1993	25	3	1	29	19.73
4	PALAZ Emrullah	PALAZ							10 AUG 198	0	0	0	0	0
5	KUZUCU Mehmet	KUZUCU	L						26 APR 1991	0	0	0	0	0
6	GENC Furkan	GENC	S						1 DEC 1999	0	0	0	0	0
7	SIMSEK Cevat	SIMSEK							28 APR 1988	13	1	1	15	10.20
8	KARATAS Ridvan	KARATAS	S						1 FEB 1982	4	0	7	11	7.48
9	YASAN Hasan	YASAN							5 JAN 1988	0	0	0	0	0
10	AKYILDIZ Kadir	AKYILDIZ							15 FEB 1996	10	2	7	19	12.93
11	RAZBONYALI Ahmet Metin	RAZBONYALI							10 APR 1986	10	2	2	14	9.52
12	YIGITER Fatih	YIGITER							1 APR 1991	7	5	1	13	8.84
13	YAGIZ Ozan	YAGIZ	L						1 JAN 1991	0	0	0	0	0
14	KARABICAK Kerim	KARABICAK							1 AUG 1989	0	0	0	0	0
16	IMDAT Metin	IMDAT							4 JUL 1992	0	0	0	0	0
17	HAYTA Ersin	HAYTA							14 SEP 1989	0	0	0	0	0


Coac GARKGI Osman

Assista

Phase	Opponent	Sets	Points per Set
Preliminary - Group	BRA	3 - 0	25 - 16, 25 - 9, 25 - 11
Preliminary - Group	ITA	3 - 2	21 - 25, 25 - 16, 22 - 25, 25 - 14,
Preliminary - Group	JPN	3 - 0	25 - 15, 25 - 22, 25 - 18

LEGEND

% Percentage of total team s	(C) Team Captain	BH Both Handed	Han Handedness	L Libero
LH Left Handed	MB Middle Blocker	No. Shirt Number	OS Opposite Spiker	Pos Playing Position
PR Preliminary	RH Right Handed	S Setter	WS Wing Spiker	



WED 19 JUL 2017

Start Time 17:13 - End Time 18:44

Match Duration 1h31

Results

P2

RUS vs POL
3 0

Team	Sets	1	2	3	Total
RUS	3	25	25	25	75
POL	0	23	13	16	52
	Playing Time	30min	25min	26min	1h22

First Refere Demir DENIZ GUVENC (TUR)

Second Refere Mutlu SECAL (TUR)

RUS - Russia								
No.	Name	Pos	1	2	3	4	5	Pts
1	BULEIKO Vladimir		14	5				5
2	SALMIN Maxim Ivanovich		4		10			6
3	KUDRYASHOV A. (C)	S		1	5			1
4	ROMANTSOV Pavel		6	2	6			10
5	SINELNIKOV Stanislav	S	5	11	5			1
6	PETROCHENKO Aleksey			3	4			6
7	VESNIN Andrey	L	L	L	L			
8	PLESHKEVICH Georgy		2	6				2
9	ELIZOV Dmitrii	L	L	L	L			1
10	OKUNEV Sergey Nikolaevich		1		1			4
11	SHMYGIN Vladimir		5	4				10
12	SHUVAEV Alexander			4	3			4
13	KOMAROV Kirill		2	3	2			7
14	SIMANOVSKIY Roman		3					1

POL - Poland								
No.	Name	Pos	1	2	3	4	5	Pts
1	LUCZYWEK Krzysztof	S		5	5			
2	MISKIEWICZ Jakub	L	L	L	L			
3	KASPRZYK Arkadiusz Stanisl		6	5	6			10
4	PUSZCZYNSKI Dawid			12				1
5	KOCON Mariusz	S	2	1	2			2
6	MICHNO Tomasz		5	4	5			7
8	MISKIEWICZ Tomasz Jan (C)		3		12			1
9	MORAWSKI Tomasz		4	3	4			2
10	WANOT Karol Piotr		8	2	3			2
12	KUPISZ Tomasz		1	6	1			2

Coch KOVALCHUK Vasily
Assistant Coach

Coch BIATORUDZKI Damian
Assistant Coach

TEAM AND PLAYER PERFORMANCES

Won	Total Atts	No. Name	Scoring Skills Spike	Won	Total Atts	No. Name
45	90	Total Team		22	69	Total Team
8	16	4 ROMANTSOV Pavel		7	19	3 KASPRZYK Arkadiusz Stanislav
7	15	13 KOMAROV Kirill		6	26	6 MICHNO Tomasz
7	11	11 SHMYGIN Vladimir		2	4	12 KUPISZ Tomasz
6	28	Total Team	Block	2	22	Total Team
3	7	2 SALMIN Maxim Ivanovich		1	1	3 KASPRZYK Arkadiusz Stanislav
2	6	8 PLESHKEVICH Georgy		1	7	6 MICHNO Tomasz
1	2	10 OKUNEV Sergey Nikolaevich				
7	74	Total Team	Serve	3	53	Total Team
3	11	11 SHMYGIN Vladimir		2	9	3 KASPRZYK Arkadiusz Stanislav
2	12	4 ROMANTSOV Pavel		1	10	5 KOCON Mariusz
1	11	5 SINELNIKOV Stanislav				
40		Total Team	Opp. Error	33		Total Team
98	192	Total Team	Total	60	144	Total Team
10	33	4 ROMANTSOV Pavel	Best Scorer	10	29	3 KASPRZYK Arkadiusz Stanislav

LEGEND

(C) Team Captain
 nn Substitute where nn = shirt number of outgoing player
 MB Middle Blocker
 OS Opposite Spiker
 S Setter
 n Starting line-up where n= starting position on court
 Atts Attempts
 No. Shirt Number
 Pos Playing Position
 WS Wing Spiker
 L Substitute Libero
 L Libero
 Opp Opponent
 Pts Points scored



WED 19 JUL 2017

Start List

Start Time 15:00

RUS vs POL

P1

First Refere Demir DENIZ GUVENC (TUR)

Second Refere Mutlu SECAL (TUR)

RUS - Russia

Shirt colour Black

No.	Name	Shirt Name	Pos.	Han.	Height	Weight	Highest Reac		Date of Birth	Tournament Totals				
							Spike cm	Block cm		Spik	Bloc	Serv	Total	%
1	BULEIKO Vladimir	BULEIKO							30 DEC 199					
2	SALMIN Maxim Ivanovich	SALMIN							22 JUN 1985					
3	KUDRYASHOV A. (C)	KUDRYASHO	S						18 FEB 1984					
4	ROMANTSOV Pavel	ROMANTSOV							3 JUN 1995					
5	SINELNIKOV Stanislav	SINELNIKOV	S						23 OCT 198					
6	PETROCHENKO Aleksey	PETROCHEN							11 APR 1982					
7	VESNIN Andrey	VESNIN	L						9 APR 1984					
8	PLESHKEVICH Georgy	PLESHKEVIC							16 JUL 1988					
9	ELIZOV Dmitrii	ELIZOV	L						20 JUN 1993					
10	OKUNEV Sergey Nikolaevich	OKUNEV							26 AUG 198					
11	SHMYGIN Vladimir	SHMYGIN							26 AUG 198					
12	SHUVAEV Alexander	SHUVAEV							13 DEC 199					
13	KOMAROV Kirill	KOMAROV							20 NOV 199					
14	SIMANOVSKIY Roman	SIMANOVSKI							3 AUG 1991					
Coac KOVALCHUK Vasily							Assista							

POL - Poland

Shirt colour Blue

No.	Name	Shirt Name	Pos.	Han.	Height	Weight	Highest Reac		Date of Birth	Tournament Totals				
							Spike cm	Block cm		Spik	Bloc	Serv	Total	%
1	LUCZYWEK Krzysztof	LUCZYWEK	S						1 JUL 1997					
2	MISKIEWICZ Jakub	MISKIEWICZ							10 MAY 199					
3	KASPRZYK Arkadiusz Stanis	KASPRZYK							12 MAY 199					
4	PUSZCZYNSKI Dawid	PUSZCZYNSK							25 JUL 1996					
5	KOCON Mariusz	KOCON	S						3 NOV 1991					
6	MICHNO Tomasz	MICHNO							24 MAY 199					
8	MISKIEWICZ Tomasz Jan (C)	MISKIEWICZ							23 NOV 198					
9	MORAWSKI Tomasz	MORAWSKI							8 SEP 1987					
10	WANOT Karol Piotr	WANOT	L						7 JUN 1982					
12	KUPISZ Tomasz	KUPISZ							8 APR 1983					
Coac BIATORUDZKI Damian							Assista							


LEGEND

% Percentage of total team s (C) Team Captain
LH Left Handed MB Middle Blocker
PR Preliminary RH Right Handed

BH Both Handed
No. Shirt Number
S Setter

Han Handedness
OS Opposite Spiker
WS Wing Spiker

L Libero
Pos Playing Position



WED 19 JUL 2017

Start Time 19:29 - End Time 21:34

Match Duration 2h4

Results

P2

USA vs IRI

1 3

Team	Sets	1	2	3	4	Total
USA	1	19	25	16	21	81
IRI	3	25	18	25	25	93
	Playing Time	26min	27min	28min	31min	1h53

USA - US of America

No.	Name	Pos	1	2	3	4	5	Pts
1	BELL James Ethan	3	6	6	3			12
3	LEYDEN Bryan			14	11			
4	MARTINEZ Hugo							
5	POINDEXTER Ryan							
6	MORENO Daniel Enrigue			17	17			3
7	BRUNING Michael Wayne (C)	4	4	4	4			11
8	NELSON Ryan Anthony	-1	-1	-1	-1			
11	VINCENT Eric	6	3	3	6			7
12	SMALLEY Jacob		11					
14	TAYLOR Hunter	2	5	2	5			8
16	MANOOGIAN Ryan	5	2	5	2			6
17	BEHM Cory	1	1	1	1			2

IRI - Iran

No.	Name	Pos	1	2	3	4	5	Pts
1	ASHJAEI KOOSHKMAHDI S	4	5					2
2	ALIMARDANI Mahmood	6	1	6	6			14
3	KALTEH Rahmat	-1	-1	-1	-1			
4	HOSSEINI Seyyed Ahmad	3	4	3	3			5
5	DEGHAN Hamed		9					
6	TALEBI DELOUEI Vahid	2	3	2	2			14
7	ALIZADEH Jafar	13	1	5	5			8
8	FAGHIHIFAR Mohsen							
9	GHAFOURI HOSSEINABAD	5	6					8
10	MOJARRAD Ramez		2					
11	BIPANAH GORJI Hassan (C)				6			1
12	DADASHKHANI Aram			4	4			6
13	KEIKHA Ebrahim	1	2	1	1			1
14	AFKHAMISARAI Amir	1	13					

Coch REMAKLUS Gregory

Assistant Coach

Coch TORKHASHVAND Mohammad

Assistant Coach

TEAM AND PLAYER PERFORMANCES

Won	Total Atts	No. Name	Scoring Skills Spike	Won	Total Atts	No. Name
36	104	Total Team		48	112	Total Team
8	16	7 BRUNING Michael Wayne		13	30	6 TALEBI DELOUEI Vahid
8	21	14 TAYLOR Hunter		9	17	2 ALIMARDANI Mahmood
7	13	1 BELL James Ethan		8	15	9 GHAFOURI HOSSEINABAD Saeid
9	46	Total Team	Block	6	28	Total Team
4	21	1 BELL James Ethan		4	13	2 ALIMARDANI Mahmood
2	3	7 BRUNING Michael Wayne		1	3	7 ALIZADEH Jafar
2	11	11 VINCENT Eric		1	4	4 HOSSEINI Seyyed Ahmad
4	82	Total Team	Serve	5	92	Total Team
2	19	17 BEHM Cory		1	11	7 ALIZADEH Jafar
1	13	1 BELL James Ethan		1	4	11 BIPANAH GORJI Hassan
1	12	7 BRUNING Michael Wayne		1	12	13 KEIKHA Ebrahim
50		Total Team	Opp. Error	57		Total Team
99	232	Total Team	Total	116	232	Total Team

12	47	1 BELL James Ethan	Best Scorer	14	41	2 ALIMARDANI Mahmood
----	----	--------------------	--------------------	----	----	----------------------

LEGEND

(C) Team Captain
 nn Substitute where nn = shirt number of outgoing player
 MB Middle Blocker
 OS Opposite Spiker
 S Setter
 n Starting line-up where n= starting position on court
 Atts Attempts
 No. Shirt Number
 Pos Playing Position
 WS Wing Spiker
 L Substitute Libero
 L Libero
 Opp Opponent
 Pts Points scored



WED 19 JUL 2017

Start List

Start Time 17:00

USA vs IRI

P1

USA - US of America

Shirt colour White

No.	Name	Shirt Name	Pos.	Han.	Height	Weight	Highest Reac		Date of Birth	Tournament Totals					
							Spike cm	Block cm		Spik	Bloc	Serv	Total	%	
1	BELL James Ethan	BELL							13 JUL 1999						
3	LEYDEN Bryan	LEYDEN							3 MAY 1999						
4	MARTINEZ Hugo	MARTINEZ							4 DEC 1984						
5	POINDEXTER Ryan	POINDEXTER	L						27 DEC 199						
6	MORENO Daniel Enrique	MORENO							2 JUN 1990						
7	BRUNING Michael Wayne (C)	BRUNING	S						11 NOV 196						
8	NELSON Ryan Anthony	NELSON	L						4 JUL 1998						
11	VINCENT Eric	VINCENT							4 SEP 1984						
12	SMALLEY Jacob	SMALLEY							9 AUG 1989						
14	TAYLOR Hunter	TAYLOR							2 MAY 1995						
15	MANOOGIAN Ryan	MANOOGIAN							26 NOV 199						
17	BEHM Cory	BEHM	S						30 DEC 198						
Coac REMAKLUS Gregory						Assista									

IRI - Iran

Shirt colour Red

No.	Name	Shirt Name	Pos.	Han.	Height	Weight	Highest Reac		Date of Birth	Tournament Totals					
							Spike cm	Block cm		Spik	Bloc	Serv	Total	%	
1	ASHJAE KOOSHKMAHDI	ASHJAE							12 NOV 198						
2	ALIMARDANI Mahmood	ALIMARDANI							19 OCT 199						
3	KALTEH Rahmat	KALTEH	L						13 JUL 1982						
4	HOSSEINI Seyyed Ahmad	HOSSEINI							12 MAR 198						
5	DEGHAN Hamed	DEGHAN							18 DEC 198						
6	TALEBI DELOUEI Vahid	TALEBI							20 SEP 1988						
7	ALIZADEH Jafar	ALIZADEH							10 JUL 1993						
8	FAGHIHIFAR Mohsen	FAGHIHIFAR	L						12 AUG 199						
9	GHAFOURI HOSSEINABAD	GHAFOURI							15 MAY 199						
10	MOJARRAD Ramez	MOJARRAD							10 JUN 1991						
11	BIPANAH GORJI Hassan (C)	BIPANAH GO	S						28 AUG 196						
12	DADASHKHANI Aram	DADASHKHA							21 DEC 199						
13	KEIKHA Ebrahim	KEIKHA	S						27 MAY 199						
14	AFKHAMISARAI Amir	AFKHAMISAR							20 OCT 199						
Coac TORHASHVAND Mohammad						Assista									


LEGEND

% Percentage of total team s (C) Team Captain
LH Left Handed MB Middle Blocker
PR Preliminary RH Right Handed

BH Both Handed
No. Shirt Number
S Setter

Han Handedness
OS Opposite Spiker
WS Wing Spiker

L Libero
Pos Playing Position



THU 20 JUL 2017
Start Time 13:02 - End Time 15:02
Match Duration 1h59

Results

P2

POL vs USA
1 3

Team	Sets	1	2	3	4	Total
POL	1	25	17	24	23	89
USA	3	11	25	26	25	87
	Playing Time	21min	26min	30min	32min	1h51

POL - Poland

No.	Name	Pos.	1	2	3	4	5	Pts
1	LUCZYWEK Krzysztof	S		5				
2	MISKIEWICZ Jakub							
3	KASPRZYK Arkadiusz Stanislaw		6	6	6	6		12
4	PUSZCZYNSKI Dawid			1	9	9		4
5	KOCON Mariusz	S	2	2	2	2		5
6	MICHNO Tomasz		5	5	5	5		11
8	MISKIEWICZ Tomasz Jan (C)		3	3	3	3		9
9	MORAWSKI Tomasz		4	4	4	4		8
10	WANOT Karol Piotr	L		L	L	L		8
12	KUPISZ Tomasz		1	4	1	1		3

Coach BIATORDUZKI Damian
Assistant Coach

USA - US of America

No.	Name	Pos.	1	2	3	4	5	Pts
1	BELL James Ethan		6	6	6	6		11
3	LEYDEN Bryan		5					1
4	MARTINEZ Hugo				11			
5	POINDEXTER Ryan	L		L				
6	MORENO Daniel Enrique		3	5	5	5		8
7	BRUNING Michael Wayne (C)	S	4	2	2	2		8
8	NELSON Ryan Anthony	L				L		1
11	VINCENT Eric		3	3	3	3		15
12	SMALLEY Jacob							
14	TAYLOR Hunter		2	4	4	4		9
16	MANOOGIAN Ryan		-1	-1	-1	-1		
17	BEHM Cory	S	1	1	1	1		5


Coach REMAKLUS Gregory
Assistant Coach

TEAM AND PLAYER PERFORMANCES

Won	Total Atts	No. Name	Scoring Skills	Won	Total Atts	No. Name
45	108	Total Team	Spike	39	110	Total Team
12	34	3 KASPRZYK Arkadiusz Stanislaw		11	22	11 VINCENT Eric
8	26	6 MICHNO Tomasz		8	25	1 BELL James Ethan
8	18	8 MISKIEWICZ Tomasz Jan		7	19	14 TAYLOR Hunter
9	35	Total Team	Block	13	42	Total Team
3	11	9 MORAWSKI Tomasz		4	12	11 VINCENT Eric
3	7	4 PUSZCZYNSKI Dawid		3	12	1 BELL James Ethan
2	5	12 KUPISZ Tomasz		2	3	17 BEHM Cory
6	90	Total Team	Serve	6	86	Total Team
2	12	6 MICHNO Tomasz		3	16	17 BEHM Cory
1	26	8 MISKIEWICZ Tomasz Jan		1	14	6 MORENO Daniel Enrique
1	16	9 MORAWSKI Tomasz		1	16	14 TAYLOR Hunter
55		Total Team	Opp. Error	46		Total Team
115	233	Total Team	Total	104	238	Total Team
12	42	3 KASPRZYK Arkadiusz Stanislaw	Best Scorer	15	44	11 VINCENT Eric

LEGEND

- (C) Team Captain
- nn Substitute where nn = shirt number of outgoing player
- MB Middle Blocker
- OS Opposite Spiker
- S Setter
- n Starting line-up where n= starting position on court
- Atts Attempts
- No. Shirt Number
- Pos Playing Position
- WS Wing Spiker
- L Substitute Libero
- L Libero
- Opp. Opponent
- Pts Points scored



THU 20 JUL 2017

Start List

Start Time 13:00

POL vs USA

P1

POL - Poland

Shirt colour: White

No.	Name	Shirt Name	Pos.	Han.	Height	Weight	Highest Reach		Date of Birth	Tournament Totals				
							Spike cm	Block cm		Spike	Block	Serve	Total	%
1	LUCZYWEK Krzysztof	LUCZYWEK	S						1 JUL 1997	0	0	0	0	0
2	MISKIEWICZ Jakub	MISKIEWICZ							10 MAY 1991	0	0	0	0	0
3	KASPRZYK Arkadiusz Stanislaw	KASPRZYK							12 MAY 1993	7	1	2	10	83.33
4	PUSZCZYNSKI Dawid	PUSZCZYNSKI							25 JUL 1996	1	0	0	1	8.33
5	KOCON Mariusz	KOCON	S						3 NOV 1991	1	0	1	2	16.67
6	MICHNO Tomasz	MICHNO							24 MAY 1998	6	1	0	7	58.33
8	MISKIEWICZ Tomasz Jan (C)	MISKIEWICZ							23 NOV 1986	1	0	0	1	8.33
9	MORAWSKI Tomasz	MORAWSKI							8 SEP 1987	2	0	0	2	16.67
10	WANOT Karol Piotr	WANOT	L						7 JUN 1982	2	0	0	2	16.67
12	KUPISZ Tomasz	KUPISZ							8 APR 1983	2	0	0	2	16.67

Coach BIATORDUZKI Damian

Assistant

Phase	Opponent	Sets	Points per Set
Preliminary - Group B	RUS	0 - 3	23 - 25, 13 - 25, 16 - 25

USA - US of America

Shirt colour: Blue

No.	Name	Shirt Name	Pos.	Han.	Height	Weight	Highest Reach		Date of Birth	Tournament Totals				
							Spike cm	Block cm		Spike	Block	Serve	Total	%
1	BELL James Ethan	BELL							13 JUL 1999	7	4	1	12	50.00
3	LEYDEN Bryan	LEYDEN							3 MAY 1999	0	0	0	0	0
4	MARTINEZ Hugo	MARTINEZ							4 DEC 1984	0	0	0	0	0
5	POINDEXTER Ryan	POINDEXTER	L						27 DEC 1990	0	0	0	0	0
6	MORENO Daniel Enrique	MORENO							2 JUN 1990	3	0	0	3	12.50
7	BRUNING Michael Wayne (C)	BRUNING	S						11 NOV 1969	8	2	1	11	45.83
8	NELSON Ryan Anthony	NELSON	L						4 JUL 1998	0	0	0	0	0
11	VINCENT Eric	VINCENT							4 SEP 1984	5	2	0	7	29.17
12	SMALLEY Jacob	SMALLEY							9 AUG 1989	0	0	0	0	0
14	TAYLOR Hunter	TAYLOR							2 MAY 1995	8	0	0	8	33.33
16	MANOOGIAN Ryan	MANOOGIAN							26 NOV 1992	5	1	0	6	25.00
17	BEHM Cory	BEHM	S						30 DEC 1988	0	0	2	2	8.33


Coach REMAKLUS Gregory

Assistant

Phase	Opponent	Sets	Points per Set
Preliminary - Group B	IRI	1 - 3	19 - 25, 25 - 18, 16 - 25, 21 - 25

LEGEND

% Percentage of total team score	(C) Team Captain	BH Both Handed	Han. Handedness	L Libero
LH Left Handed	MB Middle Blocker	No. Shirt Number	OS Opposite Spiker	Pos Playing Position
PR Preliminary	RH Right Handed	S Setter	WS Wing Spiker	



THU 20 JUL 2017

Start Time 15:41 - End Time 18:10

Match Duration 2h29

Results

P2

UKR vs RUS
3 2

Team	Sets	1	2	3	4	5	Total
UKR	3	20	32	25	19	15	111
RUS	2	25	30	21	25	12	113
	Playing Time	25min	36min	27min	27min	17min	2h14

First Refere Deniz GUVENC DEMIR

Second Refere Mutlu SECAL

UKR - Ukraine								
No.	Name	Pos	1	2	3	4	5	Pts
1	ZAVIRUKHA Igor		5	5	5			6
2	ZELENSKYI Volodymyr		1	6	1	6	1	8
4	NIKIFOROV Illia		5	4	5	4	5	10
5	BILOBLOTS'KY Olexandr	S	2	1	2	1		1
6	ANTONYUK Oleg	S	4	4	4	5	2	
7	ZAHORODNII Ihor							
8	POLTORATSKYI Olexandr		6	5	6	5	6	24
9	PROKHORCHUK Olexandr		4	3	4	3	4	9
10	TSYMOVSKYY Yegor							
11	KOSHKAROV Olexsii		3	2	3	2	3	16
12	RENKAS Dmytrii	L	L	L	L	L	L	
13	RADCHENKO Valerii	S						

RUS - Russia								
No.	Name	Pos	1	2	3	4	5	Pts
1	BULEIKO Vladimir		5	5	5		4	4
2	SALMIN Maxim Ivanovich			11				
3	KUDRYASHOV A.	S	1	1	5	1	1	1
4	ROMANTSOV Pavel				1	2	2	8
5	SINELNIKOV Stanislav	S		3	1		3	1
6	PETROCHENKO Aleksey		3	3	3	3	3	15
7	VESNIN Andrey	L	L	L	L	L	L	
8	PLESHKEVICH Georgy		6	6	6	6	6	13
9	ELIZOV Dmitrii	L	L	L	L	L	L	
10	OKUNEV Sergey Nikolaevich					4	4	6
11	SHMYGIN Vladimir		4	4	13			17
12	SHUVAEV Alexander		2	2	2	5	5	17
13	KOMAROV Kirill				4			
14	SIMANOVSKIY Roman							

Coach GRYTSIUTA Iurii
Assistant Coach


Coach KOVALCHUK Vasily
Assistant Coach

TEAM AND PLAYER PERFORMANCES

Won	Total Atts	No. Name	Scoring Skills Spike	Won	Total Atts	No. Name
61	120	Total Team		63	140	Total Team
21	41	8 POLTORATSKYI Olexandr		17	24	12 SHUVAEV Alexander
13	20	11 KOSHKAROV Olexsii		11	34	11 SHMYGIN Vladimir
10	27	4 NIKIFOROV Illia		9	23	6 PETROCHENKO Aleksey
10	57	Total Team	Block	10	41	Total Team
3	7	8 POLTORATSKYI Olexandr		5	14	8 PLESHKEVICH Georgy
3	17	9 PROKHORCHUK Olexandr		3	14	6 PETROCHENKO Aleksey
2	11	2 ZELENSKYI Volodymyr		1	3	11 SHMYGIN Vladimir
3	110	Total Team	Serve	9	114	Total Team
1	25	11 KOSHKAROV Olexsii		5	12	11 SHMYGIN Vladimir
1	6	1 ZAVIRUKHA Igor		3	24	6 PETROCHENKO Aleksey
1	18	2 ZELENSKYI Volodymyr		1	12	4 ROMANTSOV Pavel
60		Total Team	Opp. Error	73		Total Team
134	287	Total Team	Total	155	295	Total Team
24	62	8 POLTORATSKYI Olexandr	Best Scorer	17	49	11 SHMYGIN Vladimir

LEGEND

(C) Team Captain
 nn Substitute where nn = shirt number of outgoing player
 MB Middle Blocker
 OS Opposite Spiker
 S Setter
 n Starting line-up where n= starting position on court
 Atts Attempts
 No. Shirt Number
 Pos Playing Position
 WS Wing Spiker
 L Substitute Libero
 L Libero
 Opp Opponent
 Pts Points scored



THU 20 JUL 2017

Start List

Start Time 15:00

UKR vs RUS

P1

First Refere Deniz GUVENC DEMIR

Second Refere Mutlu SECAL

UKR - Ukraine

Shirt colour Blue

No.	Name	Shirt Name	Pos.	Han.	Height	Weight	Highest Reac		Date of Birth	Tournament Totals				
							Spike cm	Block cm		Spik	Bloc	Serv	Total	%
1	ZAVIRUKHA Igor	ZAVIRUKHA							16 SEP 1982					
2	ZELENSKYI Volodymyr	ZELENSKYI							23 APR 1987					
4	NIKIFOROV Illia	NIKIFOROV							20 OCT 198					
5	BILOBLOTS'KY Olexandr	BILOBLOTS'K	S						19 MAR 197					
6	ANTONYUK Oleg	ANTONYUK	S						13 JUL 1984					
7	ZAHORODNII Ihor	ZAHORODNII							14 JUN 1988					
8	POLTORATSKYI Olexandr	POLTORATSK							20 OCT 198					
9	PROKHORCHUK Olexandr	PROKHORCH							20 OCT 198					
10	TSYMOVSKYY Yegor	TSYMOVSKY							25 MAR 198					
11	KOSHKAROV Olexsii	KOSHKAROV							11 AUG 198					
12	RENKAS Dmytrii	RENKAS	L						4 NOV 1992					
13	RADCHENKO Valerii	RADCHENKO	S						9 MAR 1992					
Coac GRYTSIUTA Iurii							Assista							

RUS - Russia

Shirt colour Red

No.	Name	Shirt Name	Pos.	Han.	Height	Weight	Highest Reac		Date of Birth	Tournament Totals				
							Spike cm	Block cm		Spik	Bloc	Serv	Total	%
1	BULEIKO Vladimir	BULEIKO							30 DEC 199	5	0	0	5	11.90
2	SALMIN Maxim Ivanovich	SALMIN							22 JUN 1985	3	3	0	6	14.29
3	KUDRYASHOV Alexander Y	KUDRYASHO	S						18 FEB 1984	1	0	0	1	2.38
4	ROMANTSOV Pavel	ROMANTSOV							3 JUN 1995	8	0	2	10	23.81
5	SINELNIKOV Stanislav	SINELNIKOV	S						23 OCT 198	0	0	1	1	2.38
6	PETROCHENKO Aleksey	PETROCHEN							11 APR 1982	6	0	0	6	14.29
7	VESNIN Andrey	VESNIN	L						9 APR 1984	0	0	0	0	0
8	PLESHKEVICH Georgy	PLESHKEVIC							16 JUL 1988	0	2	0	2	4.76
9	ELIZOV Dmitrii	ELIZOV	L						20 JUN 1993	1	0	0	1	2.38
10	OKUNEV Sergey Nikolaevich	OKUNEV							26 AUG 198	3	1	0	4	9.52
11	SHMYGIN Vladimir	SHMYGIN							26 AUG 198	7	0	3	10	23.81
12	SHUVAEV Alexander	SHUVAEV							13 DEC 199	3	0	1	4	9.52
13	KOMAROV Kirill	KOMAROV							20 NOV 199	7	0	0	7	16.67
14	SIMANOVSKIY Roman	SIMANOVSKI							3 AUG 1991	1	0	0	1	2.38
Coac KOVALCHUK Vasily							Assista							

Phase	Opponent	Sets	Points per Set
Preliminary - Group	POL	3 - 0	25 - 23, 25 - 13, 25 - 16

LEGEND

%	Percentage of total team s	(C)	Team Captain	BH	Both Handed	Han	Handedness	L	Libero
LH	Left Handed	MB	Middle Blocker	No.	Shirt Number	OS	Opposite Spiker	Pos	Playing Position
PR	Preliminary	RH	Right Handed	S	Setter	WS	Wing Spiker		



FRI 21 JUL 2017

Start Time 14:26 - End Time 15:37

Match Duration 1h10

Results

P2

USA vs UKR
0 3

Team	Sets	1	2	3	Total
USA	0	15	10	8	33
UKR	3	25	25	25	75
	Playing Time	24min	19min	19min	1h3

First Refere Aysim ERGYNAY

Second Refere Mutlu SECAL

USA - US of America

No.	Name	Pos	1	2	3	4	5	Pts
1	BELL James Ethan		3	3	6			6
3	LEYDEN Bryan				14			
4	MARTINEZ Hugo							
5	POINDEXTER Ryan		-1		6			
6	MORENO Daniel Enrigue		2	2	2			2
7	BRUNING Michael Wayne (C)	S	5	5	5			4
8	NELSON Ryan Anthony	L						
11	VINCENT Eric		6	6	3			7
12	SMALLEY Jacob							
14	TAYLOR Hunter		1	1	1			3
16	MANOOGIAN Ryan	L	L	L	L			
17	BEHM Cory	S	4	4	4			

Coch REMAKLUS Gregory

Assistant Coach

UKR - Ukraine

No.	Name	Pos	1	2	3	4	5	Pts
1	ZAVIRUKHA Igor		6	5	6			7
2	ZELENSKYI Volodymyr		4					
3	NIKIFOROV Illia		5		5			5
5	BILOBLOTS'KY Olexandr	S						
6	ANTONYUK Oleg	S	2		2			
7	ZAHORODNII Ihor		3	2				9
8	POLTORATSKYI Olexandr (6	4	3			9
9	PROKHORCHUK Olexandr							
10	TSYMOVSKYY Yegor		1	6	1			2
11	KOSHKAROV Olexsii		2	3	4			9
12	RENKAS Dmytrii	L	L	L				
13	RADCHENKO Valerii	S	3	1	6			2

Coch GRYSIUTA Iurii

Assistant Coach

TEAM AND PLAYER PERFORMANCES

Won	Total Atts	No. Name	Scoring Skills	Won	Total Atts	No. Name
20	63	Total Team	Spike	34	48	Total Team
6	12	11 VINCENT Eric		9	10	7 ZAHORODNII Ihor
5	14	1 BELL James Ethan		8	13	8 POLTORATSKYI Olexandr
4	15	7 BRUNING Michael Wayne		7	11	1 ZAVIRUKHA Igor
2	13	Total Team	Block	4	15	Total Team
1	3	1 BELL James Ethan		1	2	3 NIKIFOROV Illia
1	5	11 VINCENT Eric		1	2	8 POLTORATSKYI Olexandr
0	35	Total Team	Serve	5	73	Total Team
				3	17	11 KOSHKAROV Olexsii
				2	10	13 RADCHENKO Valerii
14		Total Team	Opp. Error	44		Total Team
36	111	Total Team	Total	87	136	Total Team

7	21	11 VINCENT Eric	Best Scorer	9	29	11 KOSHKAROV Olexsii
---	----	-----------------	--------------------	---	----	----------------------

LEGEND

(C) Team Captain

nn Substitute where nn = shirt number of outgoing player

MB Middle Blocker

OS Opposite Spiker

S Setter

n Starting line-up where n= starting position on court

Atts Attempts

No. Shirt Number

Pos Playing Position

WS Wing Spiker

L Substitute Libero

L Libero

Opp Opponent

Pts Points scored



FRI 21 JUL 2017

Start List

Start Time 13:00

USA vs UKR

P1

First Refere Aysim ERGYNAY

Second Refere Mutlu SECAL

USA - US of America

Shirt colour White

No.	Name	Shirt Name	Pos.	Han.	Height	Weight	Highest Reac		Date of Birth	Tournament Totals				
							Spike cm	Block cm		Spik	Bloc	Serv	Total	%
1	BELL James Ethan	BELL							13 JUL 1999	15	7	1	23	41.07
3	LEYDEN Bryan	LEYDEN							3 MAY 1999	1	0	0	1	1.79
4	MARTINEZ Hugo	MARTINEZ							4 DEC 1984	0	0	0	0	0
5	POINDEXTER Ryan	POINDEXTER	L						27 DEC 199	0	0	0	0	0
6	MORENO Daniel Enrique	MORENO							2 JUN 1990	8	2	1	11	19.64
7	BRUNING Michael Wayne (C)	BRUNING	S						11 NOV 196	14	3	2	19	33.93
8	NELSON Ryan Anthony	NELSON	L						4 JUL 1998	1	0	0	1	1.79
11	VINCENT Eric	VINCENT							4 SEP 1984	16	6	0	22	39.29
12	SMALLEY Jacob	SMALLEY							9 AUG 1989	0	0	0	0	0
14	TAYLOR Hunter	TAYLOR							2 MAY 1995	15	1	1	17	30.36
15	MANOOGIAN Ryan	MANOOGIAN							26 NOV 199	5	1	0	6	10.71
17	BEHM Cory	BEHM	S						30 DEC 198	0	2	5	7	12.50

Coac REMAKLUS Gregory

Assista

Phase	Opponent	Sets	Points per Set
Preliminary - Group	IRI	1 - 3	19 - 25, 25 - 18, 16 - 25, 21 - 25
Preliminary - Group	POL	3 - 1	11 - 25, 25 - 17, 26 - 24, 25 - 23

UKR - Ukraine

Shirt colour Blue

No.	Name	Shirt Name	Pos.	Han.	Height	Weight	Highest Reac		Date of Birth	Tournament Totals				
							Spike cm	Block cm		Spik	Bloc	Serv	Total	%
1	ZAVIRUKHA Igor	ZAVIRUKHA							16 SEP 1982	5	0	1	6	15.79
2	ZELENSKYI Volodymyr	ZELENSKYI							23 APR 1987	5	2	1	8	21.05
3	NIKIFOROV Illia	NIKIFOROV							20 OCT 198	10	0	0	10	26.32
5	BILOBLOTS'KY Olexandr	BILOBLOTS'K	S						19 MAR 197	1	0	0	1	2.63
6	ANTONYUK Oleg	ANTONYUK	S						13 JUL 1984	0	0	0	0	0
7	ZAHORODNII Ihor	ZAHORODNII							14 JUN 1988	0	0	0	0	0
8	POLTORATSKYI Olexandr (POLTORATSK							20 OCT 198	21	3	0	24	63.16
9	PROKHORCHUK Olexandr	PROKHORCH							20 OCT 198	6	3	0	9	23.68
10	TSYMOVSKYY Yegor	TSYMOVSKY							25 MAR 198	0	0	0	0	0
11	KOSHKAROV Olexsii	KOSHKAROV							11 AUG 198	13	2	1	16	42.11
12	RENKAS Dmytrii	RENKAS	L						4 NOV 1992	0	0	0	0	0
13	RADCHENKO Valerii	RADCHENKO	S						9 MAR 1992	0	0	0	0	0

Coac GRYSIUTA Iurii

Assista

Phase	Opponent	Sets	Points per Set
Preliminary - Group	RUS	3 - 2	20 - 25, 32 - 30, 25 - 21, 19 - 25.


LEGEND

% Percentage of total team s (C) Team Captain
LH Left Handed MB Middle Blocker
PR Preliminary RH Right Handed

BH Both Handed No. Shirt Number
S Setter

Han Handedness OS Opposite Spiker
WS Wing Spiker

L Libero
Pos Playing Position



FRI 21 JUL 2017

Start Time 16:16 - End Time 17:47

Match Duration 1h30

Results

P2

IRI vs POL
3 0

Team	Sets	1	2	3	Total
IRI	3	25	25	25	75
POL	0	21	18	16	55
	Playing Time	32min	27min	22min	1h22

First Refere Hakkı DEMIRALAY

Second Refere Halid CERIT

IRI - Iran								
No.	Name	Pos	1	2	3	4	5	Pts
1	ASHJAEI KOOSHKMAHDI	S						
2	ALIMARDANI Mahmood		6	6	6			4
3	KALTEH Rahmat	L	L	L	L			
4	HOSSEINI Seyyed Ahmad		3	3	3			4
5	DEHGHAN Hamed							
6	TALEBI DELOUEI Vahid		2	2	2			12
7	ALIZADEH Jafar		13		13			4
8	FAGHIHIFAR Mohsen	L						
9	GHAFOURI HOSSEINABAD		5	5	5			9
10	MOJARRAD Ramez			2				
11	BIPANAH GORJI Hassan (C)	S	6					
12	DADASHKHANI Aram		4	4	4			15
13	KEIKHA Ebrahim	S	1	1	1			
14	AFKHAMISARAI Amir		12		12			

POL - Poland								
No.	Name	Pos	1	2	3	4	5	Pts
1	LUCZYWEK Krzysztof	S			5			1
2	MISKIEWICZ Jakub	L	L	L	L			
3	KASPRZYK Arkadiusz Stanisł		4	2				3
4	PUSZCZYNSKI Dawid		2	6	1			5
5	KOCON Mariusz	S	3	1	2			1
6	MICHNO Tomasz		6	4				4
8	MISKIEWICZ Tomasz Jan (C)		5	5	3			6
9	MORAWSKI Tomasz			6	5			3
10	WANOT Karol Piotr		1	8	6			9
12	KUPISZ Tomasz			3	4			3

Coach TORKASHVAND Mohammad
Assistant Coach

Coach BIATORDUZKI Damian
Assistant Coach

TEAM AND PLAYER PERFORMANCES

Won	Total Atts	No. Name	Scoring Skills Spike	Won	Total Atts	No. Name
40	66	Total Team		24	57	Total Team
14	20	12 DADASHKHANI Aram		8	14	10 WANOT Karol Piotr
11	16	6 TALEBI DELOUEI Vahid		4	11	8 MISKIEWICZ Tomasz Jan
8	15	9 GHAFOURI HOSSEINABAD Saeid		3	6	3 KASPRZYK Arkadiusz Stanislaw
4	13	Total Team	Block	6	29	Total Team
2	6	4 HOSSEINI Seyyed Ahmad		2	9	4 PUSZCZYNSKI Dawid
1	1	7 ALIZADEH Jafar		1	2	1 LUCZYWEK Krzysztof
1	4	12 DADASHKHANI Aram		1	3	6 MICHNO Tomasz
4	74	Total Team	Serve	5	56	Total Team
1	9	9 GHAFOURI HOSSEINABAD Saeid		2	9	8 MISKIEWICZ Tomasz Jan
1	16	4 HOSSEINI Seyyed Ahmad		1	5	6 MICHNO Tomasz
1	12	6 TALEBI DELOUEI Vahid		1	9	4 PUSZCZYNSKI Dawid
50		Total Team	Opp. Error	32		Total Team
98	153	Total Team	Total	67	142	Total Team
15	33	12 DADASHKHANI Aram	Best Scorer	9	25	10 WANOT Karol Piotr

LEGEND

(C) Team Captain
 nn Substitute where nn = shirt number of outgoing player
 MB Middle Blocker
 OS Opposite Spiker
 S Setter
 n Starting line-up where n = starting position on court
 Atts Attempts
 No. Shirt Number
 Pos Playing Position
 WS Wing Spiker
 L Substitute Libero
 L Libero
 Opp Opponent
 Pts Points scored



FRI 21 JUL 2017

Start List

Start Time 15:00

IRI vs POL

P1

First Refere Hakkı DEMIRALAY

Second Refere Halid CERIT

IRI - Iran

Shirt colour White

No.	Name	Shirt Name	Pos.	Han.	Height	Weight	Highest Reac		Date of Birth	Tournament Totals				
							Spike cm	Block cm		Spik	Bloc	Serv	Total	%
1	ASHJAEI KOOSHKMAHDI	ASHJAEI							12 NOV 198	2	0	0	2	4.65
2	ALIMARDANI Mahmood	ALIMARDANI							19 OCT 199	9	4	1	14	32.56
3	KALTEH Rahmat	KALTEH	L						13 JUL 1982	0	0	0	0	0
4	HOSSEINI Seyyed Ahmad	HOSSEINI							12 MAR 198	4	1	0	5	11.63
5	DEHGHAN Hamed	DEHGHAN							18 DEC 198	0	0	0	0	0
6	TALEBI DELOUEI Vahid	TALEBI							20 SEP 1988	13	0	1	14	32.56
7	ALIZADEH Jafar	ALIZADEH							10 JUL 1993	6	1	1	8	18.60
8	FAGHIHIFAR Mohsen	FAGHIHIFAR	L						12 AUG 199	0	0	0	0	0
9	GHAFOURI HOSSEINABAD	GHAFOURI							15 MAY 199	8	0	0	8	18.60
10	MOJARRAD Ramez	MOJARRAD							10 JUN 1991	0	0	0	0	0
11	BIPANAH GORJI Hassan (C)	BIPANAH GO	S						28 AUG 196	0	0	1	1	2.33
12	DADASHKHANI Aram	DADASHKHA							21 DEC 199	6	0	0	6	13.95
13	KEIKHA Ebrahim	KEIKHA	S						27 MAY 199	0	0	1	1	2.33
14	AFKHAMISARAI Amir	AFKHAMISAR							20 OCT 199	0	0	0	0	0
Coac							Assista		TORKASHVAND Mohammad					

Phase	Opponent	Sets	Points per Set
Preliminary - Group	USA	3 - 1	25 - 19, 18 - 25, 25 - 16, 25 - 21

POL - Poland

Shirt colour Red

No.	Name	Shirt Name	Pos.	Han.	Height	Weight	Highest Reac		Date of Birth	Tournament Totals				
							Spike cm	Block cm		Spik	Bloc	Serv	Total	%
1	LUCZYWEK Krzysztof	LUCZYWEK	S						1 JUL 1997	0	0	0	0	0
2	MISKIEWICZ Jakub	MISKIEWICZ							10 MAY 199	0	0	0	0	0
3	KASPRZYK Arkadiusz Stanis	KASPRZYK							12 MAY 199	19	1	2	22	40.00
4	PUSZCZYNSKI Dawid	PUSZCZYNSK							25 JUL 1996	1	3	1	5	9.09
5	KOCON Mariusz	KOCON	S						3 NOV 1991	5	0	2	7	12.73
6	MICHNO Tomasz	MICHNO							24 MAY 199	14	2	2	18	32.73
8	MISKIEWICZ Tomasz Jan (C)	MISKIEWICZ							23 NOV 198	9	0	1	10	18.18
9	MORAWSKI Tomasz	MORAWSKI							8 SEP 1987	6	3	1	10	18.18
10	WANOT Karol Piotr	WANOT	L						7 JUN 1982	10	0	0	10	18.18
12	KUPISZ Tomasz	KUPISZ							8 APR 1983	3	2	0	5	9.09
Coac							Assista		BIATORDUZKI Damian					

Phase	Opponent	Sets	Points per Set
Preliminary - Group	RUS	0 - 3	23 - 25, 13 - 25, 16 - 25
Preliminary - Group	USA	1 - 3	25 - 11, 17 - 25, 24 - 26, 23 - 25

LEGEND

%	Percentage of total team s	(C)	Team Captain	BH	Both Handed	Han	Handedness	L	Libero
LH	Left Handed	MB	Middle Blocker	No.	Shirt Number	OS	Opposite Spiker	Pos	Playing Position
PR	Preliminary	RH	Right Handed	S	Setter	WS	Wing Spiker		



SAT 22 JUL 2017

Start Time 13:36 - End Time 14:54

Match Duration 1h17

Results

P2

UKR vs IRI
3 0

Team	Sets	1	2	3	Total
UKR	3	25	25	25	75
IRI	0	16	11	17	44
	Playing Time	23min	21min	24min	1h9

First Refere Hakki DEMIRALAY

Second Refere Akif KABAK

UKR - Ukraine								
No.	Name	Pos	1	2	3	4	5	Pts
1	ZAVIRUKHA Igor		6	6	6			4
2	ZELENSKYI Volodymyr		1	6	1			9
3	NIKIFOROV Illia		5	4	5			8
5	BILOBLOTS'KY Olexandr	S			13			
6	ANTONYUK Oleg	S	2	1				3
7	ZAHORODNII Ihor							
8	POLTORATSKYI Olexandr		6	5				9
9	PROKHORCHUK Olexandr		4	3				6
10	TSYMOVSKYY Yegor			2	4			2
11	KOSHKAROV Olexsii		3	2	3			8
12	RENKAS Dmytrii	L	L	L	L			
13	RADCHENKO Valerii	S	3	3	2			1

IRI - Iran								
No.	Name	Pos	1	2	3	4	5	Pts
1	ASHJAEI KOOSHKMAHDI S			2	12			
2	ALIMARDANI Mahmood		6	3	6			6
3	KALTEH Rahmat	L	L	L	L			
4	HOSSEINI Seyyed Ahmad		3	6	3			3
5	DEGHAN Hamed			9				
6	TALEBI DELOUEI Vahid		2	2	2			10
7	ALIZADEH Jafar		13	13	5			3
8	FAGHIHIFAR Mohsen	L						
9	GHAFOURI HOSSEINABAD		5	5	7			6
10	MOJARRAD Ramez							
11	BIPANAH GORJI Hassan (C)	S						
12	DADASHKHANI Aram		4	4	4			8
13	KEIKHA Ebrahim	S	1	1	14			
14	AFKHAMISARAI Amir		12	12	1			

Coach GRYTSIUTA Iurii
Assistant Coach


Coach TORKASHVAND Mohammad
Assistant Coach

TEAM AND PLAYER PERFORMANCES

Won	Total Atts	No. Name	Scoring Skills Spike	Won	Total Atts	No. Name
36	53	Total Team		32	74	Total Team
8	10	3 NIKIFOROV Illia		9	16	6 TALEBI DELOUEI Vahid
7	9	8 POLTORATSKYI Olexandr		8	19	12 DADASHKHANI Aram
6	6	2 ZELENSKYI Volodymyr		6	13	9 GHAFOURI HOSSEINABAD Saeid
8	32	Total Team	Block	2	12	Total Team
3	7	11 KOSHKAROV Olexsii		2	3	2 ALIMARDANI Mahmood
2	2	8 POLTORATSKYI Olexandr				
2	11	2 ZELENSKYI Volodymyr				
6	73	Total Team	Serve	2	46	Total Team
3	14	6 ANTONYUK Oleg		1	9	4 HOSSEINI Seyyed Ahmad
1	14	13 RADCHENKO Valerii		1	9	6 TALEBI DELOUEI Vahid
1	10	2 ZELENSKYI Volodymyr				
41		Total Team	Opp. Error	31		Total Team
91	158	Total Team	Total	67	132	Total Team
9	13	8 POLTORATSKYI Olexandr	Best Scorer	10	29	6 TALEBI DELOUEI Vahid

LEGEND

(C) Team Captain	n Starting line-up where n= starting position on court	L Substitute Libero
nn Substitute where nn = shirt number of outgoing player	Atts Attempts	L Libero
MB Middle Blocker	No. Shirt Number	Opp Opponent
OS Opposite Spiker	Pos Playing Position	Pts Points scored
S Setter	WS Wing Spiker	



SAT 22 JUL 2017

Start List

Start Time 13:00

UKR vs IRI

P1

First Refere Hakkı DEMIRALAY

Second Refere Akif KABAK

UKR - Ukraine

Shirt colour Blue

No.	Name	Shirt Name	Pos.	Han.	Height	Weight	Highest Reac		Date of Birth	Tournament Totals				
							Spike cm	Block cm		Spik	Bloc	Serv	Total	%
1	ZAVIRUKHA Igor	ZAVIRUKHA							16 SEP 1982	12	0	1	13	13.13
2	ZELENSKYI Volodymyr	ZELENSKYI							23 APR 1987	5	2	1	8	8.08
3	NIKIFOROV Illia	NIKIFOROV							20 OCT 198	14	1	0	15	15.15
5	BILOBLOTS'KY Olexandr	BILOBLOTS'K	S						19 MAR 197	1	0	0	1	1.01
6	ANTONYUK Oleg	ANTONYUK	S						13 JUL 1984	0	0	0	0	0
7	ZAHORODNII Ihor	ZAHORODNII							14 JUN 1988	9	0	0	9	9.09
8	POLTORATSKYI Olexandr	POLTORATSK							20 OCT 198	29	4	0	33	33.33
9	PROKHORCHUK Olexandr	PROKHORCH							20 OCT 198	6	3	0	9	9.09
10	TSYMOVSKYY Yegor	TSYMOVSKY							25 MAR 198	1	1	0	2	2.02
11	KOSHKAROV Olexsii	KOSHKAROV							11 AUG 198	18	3	4	25	25.25
12	RENKAS Dmytrii	RENKAS	L						4 NOV 1992	0	0	0	0	0
13	RADCHENKO Valerii	RADCHENKO	S						9 MAR 1992	0	0	2	2	2.02

Coac GRYTSIUTA Iurii

Assista

Phase	Opponent	Sets	Points per Set
Preliminary - Group	RUS	3 - 2	20 - 25, 32 - 30, 25 - 21, 19 - 25.
Preliminary - Group	USA	3 - 0	25 - 15, 25 - 10, 25 - 8

IRI - Iran

Shirt colour Red

No.	Name	Shirt Name	Pos.	Han.	Height	Weight	Highest Reac		Date of Birth	Tournament Totals				
							Spike cm	Block cm		Spik	Bloc	Serv	Total	%
1	ASHJAEI KOOSHKMAHDI	ASHJAEI							12 NOV 198	2	0	0	2	2.33
2	ALIMARDANI Mahmood	ALIMARDANI							19 OCT 199	12	4	2	18	20.93
3	KALTEH Rahmat	KALTEH	L						13 JUL 1982	0	0	0	0	0
4	HOSSEINI Seyyed Ahmad	HOSSEINI							12 MAR 198	5	3	1	9	10.47
5	DEHGHAN Hamed	DEHGHAN							18 DEC 198	0	0	0	0	0
6	TALEBI DELOUEI Vahid	TALEBI							20 SEP 1988	24	0	2	26	30.23
7	ALIZADEH Jafar	ALIZADEH							10 JUL 1993	9	2	1	12	13.95
8	FAGHIHIFAR Mohsen	FAGHIHIFAR	L						12 AUG 199	0	0	0	0	0
9	GHAFOURI HOSSEINABAD	GHAFOURI							15 MAY 199	16	0	1	17	19.77
10	MOJARRAD Ramez	MOJARRAD							10 JUN 1991	0	0	0	0	0
11	BIPANAH GORJI Hassan (C)	BIPANAH GO	S						28 AUG 196	0	0	1	1	1.16
12	DADASHKHANI Aram	DADASHKHA							21 DEC 199	20	1	0	21	24.42
13	KEIKHA Ebrahim	KEIKHA	S						27 MAY 199	0	0	1	1	1.16
14	AFKHAMISARAI Amir	AFKHAMISAR							20 OCT 199	0	0	0	0	0

Coac TORKASHVAND Mohammad

Assista

Phase	Opponent	Sets	Points per Set
Preliminary - Group	USA	3 - 1	25 - 19, 18 - 25, 25 - 16, 25 - 21
Preliminary - Group	POL	3 - 0	25 - 21, 25 - 18, 25 - 16


LEGEND

% Percentage of total team s (C) Team Captain
LH Left Handed MB Middle Blocker
PR Preliminary RH Right Handed

BH Both Handed
No. Shirt Number
S Setter

Han Handedness
OS Opposite Spiker
WS Wing Spiker

L Libero
Pos Playing Position



SAT 22 JUL 2017

Start Time 15:35 - End Time 17:15

Match Duration 1h40

Results

P2

RUS vs USA
3 0

Team	Sets	1	2	3	Total
RUS	3	25	25	28	78
USA	0	21	23	26	70
	Playing Time	25min	33min	34min	1h33

First Refere Halid CERIT

Second Refere Demir DENIZ GUVENC

RUS - Russia								
No.	Name	Pos	1	2	3	4	5	Pts
1	BULEIKO Vladimir			4	5			9
2	SALMIN Maxim Ivanovich			3	6			4
3	KUDRYASHOV A.	S	13	6	11			
4	ROMANTSOV Pavel		12	1				1
5	SINELNIKOV Stanislav	S	1	11	1			1
6	PETROCHENKO Aleksey		3		3			8
7	VESNIN Andrey	L	L	L	L			
8	PLESHKEVICH Georgy		6	5				3
9	ELIZOV Dmitrii	L	L	L	L			
10	OKUNEV Sergey Nikolaevich		6	2	5			5
11	SHMYGIN Vladimir		5	3	4			4
12	SHUVAEV Alexander		5	14	2			4
13	KOMAROV Kirill		4					
14	SIMANOVSKIY Roman		2	4				8

USA - US of America								
No.	Name	Pos	1	2	3	4	5	Pts
1	BELL James Ethan		6	1	6			7
3	LEYDEN Bryan			7				
4	MARTINEZ Hugo							
5	POINDEXTER Ryan							
6	MORENO Daniel Enrigue		2	3	5			5
7	BRUNING Michael Wayne (C)	S	5	6	2			13
8	NELSON Ryan Anthony	L	L	L	L			
11	VINCENT Eric		3	4	3			15
12	SMALLEY Jacob			14				
14	TAYLOR Hunter		1	2	4			8
16	MANOOGIAN Ryan	L	L	L	L			
17	BEHM Cory	S	4	5	1			

Coach KOVALCHUK Vasily
Assistant Coach

Coach REMAKLUS Gregory
Assistant Coach

TEAM AND PLAYER PERFORMANCES

Won	Total Atts	No. Name	Scoring Skills Spike	Won	Total Atts	No. Name
39	89	Total Team		41	89	Total Team
8	16	1 BULEIKO Vladimir		13	25	7 BRUNING Michael Wayne
8	15	14 SIMANOVSKIY Roman		11	19	11 VINCENT Eric
6	11	6 PETROCHENKO Aleksey		7	12	14 TAYLOR Hunter
6	27	Total Team	Block	6	32	Total Team
3	8	10 OKUNEV Sergey Nikolaevich		4	16	11 VINCENT Eric
1	3	6 PETROCHENKO Aleksey		1	6	1 BELL James Ethan
1	7	2 SALMIN Maxim Ivanovich		1	1	14 TAYLOR Hunter
2	76	Total Team	Serve	1	72	Total Team
1	10	6 PETROCHENKO Aleksey		1	15	6 MORENO Daniel Enrigue
1	8	5 SINELNIKOV Stanislav				
44		Total Team	Opp. Error	37		Total Team
91	192	Total Team	Total	85	193	Total Team

9	22	1 BULEIKO Vladimir	Best Scorer	15	45	11 VINCENT Eric
---	----	--------------------	--------------------	----	----	-----------------

LEGEND

- (C) Team Captain
 nn Substitute where nn = shirt number of outgoing player
 MB Middle Blocker
 OS Opposite Spiker
 S Setter
 n Starting line-up where n= starting position on court
 Atts Attempts
 No. Shirt Number
 Pos Playing Position
 WS Wing Spiker
 L Substitute Libero
 L Libero
 Opp Opponent
 Pts Points scored



SAT 22 JUL 2017

Start List

Start Time 15:00

RUS vs USA

P1

First Refere Halid CERIT

Second Refere Demir DENIZ GUVENC

RUS - Russia

Shirt colour Red

No.	Name	Shirt Name	Pos.	Han.	Height	Weight	Highest Reac		Date of Birth	Tournament Totals				
							Spike cm	Block cm		Spik	Bloc	Serv	Total	%
1	BULEIKO Vladimir	BULEIKO							30 DEC 199	9	0	0	9	9.47
2	SALMIN Maxim Ivanovich	SALMIN							22 JUN 1985	3	3	0	6	6.32
3	KUDRYASHOV Alexander Y	KUDRYASHO	S						18 FEB 1984	2	0	0	2	2.11
4	ROMANTSOV Pavel	ROMANTSOV							3 JUN 1995	15	0	3	18	18.95
5	SINELNIKOV Stanislav	SINELNIKOV	S						23 OCT 198	1	0	1	2	2.11
6	PETROCHENKO Aleksey	PETROCHEN							11 APR 1982	15	3	3	21	22.11
7	VESNIN Andrey	VESNIN	L						9 APR 1984	0	0	0	0	0
8	PLESHKEVICH Georgy	PLESHKEVIC							16 JUL 1988	8	7	0	15	15.79
9	ELIZOV Dmitrii	ELIZOV	L						20 JUN 1993	1	0	0	1	1.05
10	OKUNEV Sergey Nikolaevich	OKUNEV							26 AUG 198	8	2	0	10	10.53
11	SHMYGIN Vladimir	SHMYGIN							26 AUG 198	18	1	8	27	28.42
12	SHUVAEV Alexander	SHUVAEV							13 DEC 199	20	0	1	21	22.11
13	KOMAROV Kirill	KOMAROV							20 NOV 199	7	0	0	7	7.37
14	SIMANOVSKIY Roman	SIMANOVSKI							3 AUG 1991	1	0	0	1	1.05

Coac KOVALCHUK Vasily

Assista

Phase	Opponent	Sets	Points per Set
Preliminary - Group	POL	3 - 0	25 - 23, 25 - 13, 25 - 16
Preliminary - Group	UKR	2 - 3	25 - 20, 30 - 32, 21 - 25, 25 - 19,

USA - US of America

Shirt colour Blue

No.	Name	Shirt Name	Pos.	Han.	Height	Weight	Highest Reac		Date of Birth	Tournament Totals				
							Spike cm	Block cm		Spik	Bloc	Serv	Total	%
1	BELL James Ethan	BELL							13 JUL 1999	20	8	1	29	64.44
3	LEYDEN Bryan	LEYDEN							3 MAY 1999	1	0	0	1	2.22
4	MARTINEZ Hugo	MARTINEZ							4 DEC 1984	0	0	0	0	0
5	POINDEXTER Ryan	POINDEXTER							27 DEC 199	0	0	0	0	0
6	MORENO Daniel Enrique	MORENO							2 JUN 1990	10	2	1	13	28.89
7	BRUNING Michael Wayne (C)	BRUNING	S						11 NOV 196	18	3	2	23	51.11
8	NELSON Ryan Anthony	NELSON	L						4 JUL 1998	1	0	0	1	2.22
11	VINCENT Eric	VINCENT							4 SEP 1984	22	7	0	29	64.44
12	SMALLEY Jacob	SMALLEY							9 AUG 1989	0	0	0	0	0
14	TAYLOR Hunter	TAYLOR							2 MAY 1995	18	1	1	20	44.44
16	MANOOGIAN Ryan	MANOOGIAN	L						26 NOV 199	5	1	0	6	13.33
17	BEHM Cory	BEHM	S						30 DEC 198	0	2	5	7	15.56

Coac REMAKLUS Gregory

Assista

Phase	Opponent	Sets	Points per Set
Preliminary - Group	IRI	1 - 3	19 - 25, 25 - 18, 16 - 25, 21 - 25
Preliminary - Group	POL	3 - 1	11 - 25, 25 - 17, 26 - 24, 25 - 23
Preliminary - Group	UKR	0 - 3	15 - 25, 10 - 25, 8 - 25

LEGEND

% Percentage of total team s (C) Team Captain
 LH Left Handed MB Middle Blocker BH Both Handed
 PR Preliminary RH Right Handed No. Shirt Number Han Handedness
 OS Opposite Spiker L Libero
 WS Wing Spiker Pos Playing Position



SUN 23 JUL 2017

Start Time 13:12 - End Time 15:28

Match Duration 2h16

Results

P2

IRI vs RUS
2 3

Team	Sets	1	2	3	4	5	Total
IRI	2	10	25	20	25	12	92
RUS	3	25	15	25	18	15	98
	Playing Time	21min	24min	27min	27min	18min	1h59

First Referee: Gurhan GUL (TUR)

IRI - Iran								
No.	Name	Pos.	1	2	3	4	5	Pts
1	ASHJAEI KOOSHKMAHDI Sadegh		6	4	5	4	4	14
2	ALIMARDANI Mahmood		1	6	1	6	6	13
3	KALTEH Rahmat	L	L					
4	HOSSEINI Seyyed Ahmad		4	3	4	3	3	5
5	DEGHAN Hamed							
6	TALEBI DELOUEI Vahid		3	2	3	2	2	11
7	ALIZADEH Jafar		12	13	13			1
8	FAGHIHIFAR Mohsen	L	L	L	L	L	L	
9	GHAFOURI HOSSEINABAD Saeid		6	5	6	5	5	23
10	MOJARRAD Ramez				2			
11	BIPANAH GORJI Hassan (C)	S	13					
12	DADASHKHANI Aram		5					
13	KEIKHA Ebrahim	S	2	1	2	1	1	5
14	AFKHAMISARAI Amir				1			

RUS - Russia								
No.	Name	Pos.	1	2	3	4	5	Pts
1	BULEIKO Vladimir		5	6	2	2	5	3
2	SALMIN Maxim Ivanovich		6	1	6	6	6	14
3	KUDRYASHOV A.	S		8	5	1	1	
4	ROMANTSOV Pavel			12				
5	SINELNIKOV Stanislav	S	1	2	1	3		2
6	PETROCHENKO Aleksey		3	4	3	3		10
7	VESNIN Andrey	L	L	L				
8	PLESHKEVICH Georgy		4	5	4	4	3	13
9	ELIZOV Dmitrii	L	L	L	L	L	L	
10	OKUNEV Sergey Nikolaevich				2		3	
11	SHMYGIN Vladimir			5		8	4	2
12	SHUVAEV Alexander		2	3	5	5	2	16
13	KOMAROV Kirill							
14	SIMANOVSKIY Roman			1		12		1

Coch TOR KASHVAND Mohammad

Assistant Coach

Coch KOVALCHUK Vasily

Assistant Coach

TEAM AND PLAYER PERFORMANCES

Won	Total Atts	No. Name	Scoring Skills	Won	Total Atts	No. Name
49	109	Total Team	Spike	42	108	Total Team
20	37	9 GHAFOURI HOSSEINABAD Saeid		14	27	12 SHUVAEV Alexander
9	27	6 TALEBI DELOUEI Vahid		9	21	8 PLESHKEVICH Georgy
8	14	1 ASHJAEI KOOSHKMAHDI Sadegh		8	13	2 SALMIN Maxim Ivanovich
13	41	Total Team	Block	15	46	Total Team
6	18	2 ALIMARDANI Mahmood		6	16	2 SALMIN Maxim Ivanovich
2	3	1 ASHJAEI KOOSHKMAHDI Sadegh		5	13	6 PETROCHENKO Aleksey
2	8	4 HOSSEINI Seyyed Ahmad		3	8	8 PLESHKEVICH Georgy
10	92	Total Team	Serve	4	98	Total Team
4	18	1 ASHJAEI KOOSHKMAHDI Sadegh		1	18	8 PLESHKEVICH Georgy
2	15	13 KEIKHA Ebrahim		1	4	11 SHMYGIN Vladimir
2	17	6 TALEBI DELOUEI Vahid		1	23	12 SHUVAEV Alexander
49		Total Team	Opp. Error	52		Total Team
121	242	Total Team	Total	113	252	Total Team
23	58	9 GHAFOURI HOSSEINABAD Saeid	Best Scorer	16	54	12 SHUVAEV Alexander

LEGEND

(C) Team Captain

nn Substitute where nn = shirt number of outgoing player

MB Middle Blocker

OS Opposite Spiker

S Setter

n Starting line-up where n= starting position on court

Atts Attempts

No. Shirt Number

Pos Playing Position

WS Wing Spiker

L Substitute Libero

L Libero

Opp. Opponent

Pts Points scored



SUN 23 JUL 2017

Start List

Start Time 13:00

IRI vs RUS

P1

First Refere Gurhan GUL (TUR)

Second Refere Sema KAYKGI

IRI - Iran

Shirt colour White

No.	Name	Shirt Name	Pos.	Han.	Height	Weight	Highest Reac		Date of Birth	Tournament Totals				
							Spike cm	Block cm		Spik	Bloc	Serv	Total	%
1	ASHJAEI KOOSHKMAHDI	ASHJAEI							12 NOV 198	2	0	0	2	2.25
2	ALIMARDANI Mahmood	ALIMARDANI							19 OCT 199	13	6	1	20	22.47
3	KALTEH Rahmat	KALTEH	L						13 JUL 1982	0	0	0	0	0
4	HOSSEINI Seyyed Ahmad	HOSSEINI							12 MAR 198	6	1	1	8	8.99
5	DEHGHAN Hamed	DEHGHAN							18 DEC 198	0	0	0	0	0
6	TALEBI DELOUEI Vahid	TALEBI							20 SEP 1988	22	0	2	24	26.97
7	ALIZADEH Jafar	ALIZADEH							10 JUL 1993	9	1	1	11	12.36
8	FAGHIHIFAR Mohsen	FAGHIHIFAR	L						12 AUG 199	0	0	0	0	0
9	GHAFOURI HOSSEINABAD	GHAFOURI							15 MAY 199	14	0	0	14	15.73
10	MOJARRAD Ramez	MOJARRAD							10 JUN 1991	0	0	0	0	0
11	BIPANAH GORJI Hassan (C)	BIPANAH GO	S						28 AUG 196	0	0	1	1	1.12
12	DADASHKHANI Aram	DADASHKHA							21 DEC 199	14	0	0	14	15.73
13	KEIKHA Ebrahim	KEIKHA	S						27 MAY 199	0	0	1	1	1.12
14	AFKHAMISARAI Amir	AFKHAMISAR							20 OCT 199	0	0	0	0	0

Coac TORKASHVAND Mohammad

Assista

Phase	Opponent	Sets	Points per Set
Preliminary - Group	USA	3 - 1	25 - 19, 18 - 25, 25 - 16, 25 - 21
Preliminary - Group	POL	3 - 0	25 - 21, 25 - 18, 25 - 16
Preliminary - Group	UKR	0 - 3	16 - 25, 11 - 25, 17 - 25

RUS - Russia

Shirt colour Blue

No.	Name	Shirt Name	Pos.	Han.	Height	Weight	Highest Reac		Date of Birth	Tournament Totals				
							Spike cm	Block cm		Spik	Bloc	Serv	Total	%
1	BULEIKO Vladimir	BULEIKO							30 DEC 199	17	1	0	18	13.24
2	SALMIN Maxim Ivanovich	SALMIN							22 JUN 1985	6	4	0	10	7.35
3	KUDRYASHOV Alexander Y	KUDRYASHO	S						18 FEB 1984	2	0	0	2	1.47
4	ROMANTSOV Pavel	ROMANTSOV							3 JUN 1995	16	0	3	19	13.97
5	SINELNIKOV Stanislav	SINELNIKOV	S						23 OCT 198	1	0	2	3	2.21
6	PETROCHENKO Aleksey	PETROCHEN							11 APR 1982	21	4	4	29	21.32
7	VESNIN Andrey	VESNIN	L						9 APR 1984	0	0	0	0	0
8	PLESHKEVICH Georgy	PLESHKEVIC							16 JUL 1988	11	7	0	18	13.24
9	ELIZOV Dmitrii	ELIZOV	L						20 JUN 1993	1	0	0	1	0.74
10	OKUNEV Sergey Nikolaevich	OKUNEV							26 AUG 198	10	5	0	15	11.03
11	SHMYGIN Vladimir	SHMYGIN							26 AUG 198	22	1	8	31	22.79
12	SHUVAEV Alexander	SHUVAEV							13 DEC 199	24	0	1	25	18.38
13	KOMAROV Kirill	KOMAROV							20 NOV 199	7	0	0	7	5.15
14	SIMANOVSKIY Roman	SIMANOVSKI							3 AUG 1991	9	0	0	9	6.62

Coac KOVALCHUK Vasily

Assista

Phase	Opponent	Sets	Points per Set
Preliminary - Group	POL	3 - 0	25 - 23, 25 - 13, 25 - 16
Preliminary - Group	UKR	2 - 3	25 - 20, 30 - 32, 21 - 25, 25 - 19,
Preliminary - Group	USA	3 - 0	25 - 21, 25 - 23, 28 - 26

LEGEND

% Percentage of total team s (C) Team Captain
 LH Left Handed MB Middle Blocker BH Both Handed
 PR Preliminary RH Right Handed No. Shirt Number
 OS Opposite Spiker
 WS Wing Spiker
 Han Handedness L Libero
 Pos Playing Position



SUN 23 JUL 2017

Start Time 16:09 - End Time 17:10

Match Duration 1h1

Results

P2

POL vs UKR
0 3

Team	Sets	1	2	3	Total
POL	0	12	7	13	32
UKR	3	25	25	25	75
	Playing Time	19min	18min	18min	55min

First Refere Hakkı DEMIRALAY

Second Refere Mutlu SECAL

POL - Poland

No.	Name	Pos	1	2	3	4	5	Pts
1	LUCZYWEK Krzysztof	S	5	1	1			1
2	WANOT Karol Piotr	L	L	L	L			
3	KASPRZYK Arkadiusz Stanisl	L						
4	PUSZCZYNSKI Dawid			5	2			1
5	KOCON Mariusz	S	1	1	5			2
6	MICHNO Tomasz		4		4			3
8	MISKIEWICZ Tomasz Jan (C)		2	2	3			3
9	MORAWSKI Tomasz		3	3	6			2
10	MISKIEWICZ Jakub		5	4	1			3
12	KUPISZ Tomasz		6	6	6			1

Coach BIATORDUZKI Damian
Assistant Coach

UKR - Ukraine

No.	Name	Pos	1	2	3	4	5	Pts
1	ZAVIRUKHA Igor		6	5	6			8
2	ZELENSKYI Volodymyr			3	4			9
4	NIKIFOROV Illia		5					3
5	BILOBLOTS'KY Olexandr	S	6		2			2
6	ANTONYUK Oleg	S	2					
7	ZAHORODNII Ihor			2	3			6
8	POLTORATSKYI Olexandr		3		5			6
9	PROKHORCHUK Olexandr		4					3
10	TSYMOVSKYY Yegor		1	6	1			6
11	KOSHKAROV Olexsii		4	4				6
12	RENKAS Dmytrii	L	L	L				
13	RADCHENKO Valerii	S		1				1

Coach GRYTSIUTA Iurii
Assistant Coach

TEAM AND PLAYER PERFORMANCES

Won	Total Atts	No. Name	Scoring Skills	Won	Total Atts	No. Name
14	59	Total Team	Spike	40	52	Total Team
3	13	6 MICHNO Tomasz		8	10	8 POLTORATSKYI Olexandr
3	12	10 MISKIEWICZ Jakub		6	7	11 KOSHKAROV Olexsii
2	6	5 KOCON Mariusz		6	9	1 ZAVIRUKHA Igor
2	11	Total Team	Block	6	21	Total Team
2	2	8 MISKIEWICZ Tomasz Jan		3	5	2 ZELENSKYI Volodymyr
				1	1	13 RADCHENKO Valerii
				1	2	1 ZAVIRUKHA Igor
0	34	Total Team	Serve	6	73	Total Team
				2	5	4 NIKIFOROV Illia
				1	10	7 ZAHORODNII Ihor
				1	10	1 ZAVIRUKHA Igor
20		Total Team	Opp. Error	39		Total Team
36	104	Total Team	Total	91	146	Total Team
3	18	6 MICHNO Tomasz	Best Scorer	9	18	2 ZELENSKYI Volodymyr

LEGEND

(C) Team Captain
 nn Substitute where nn = shirt number of outgoing player
 MB Middle Blocker
 OS Opposite Spiker
 S Setter
 n Starting line-up where n= starting position on court
 Atts Attempts
 No. Shirt Number
 Pos Playing Position
 WS Wing Spiker
 L Substitute Libero
 L Libero
 Opp Opponent
 Pts Points scored



SUN 23 JUL 2017

Start List

Start Time 15:00

POL vs UKR

P1

First Refere Hakki DEMIRALAY

Second Refere Mutlu SECAL

POL - Poland

Shirt colour White

No.	Name	Shirt Name	Pos.	Han.	Height	Weight	Highest Reac		Date of Birth	Tournament Totals				
							Spike cm	Block cm		Spik	Bloc	Serv	Total	%
0	BEDNARZ Jakub	BEDNARZ							7 FEB 1991					
0	CZEPULONIS Maciej	CZEPULONIS							17 OCT 199					
1	LUCZYWEK Krzysztof	LUCZYWEK	S						1 JUL 1997	0	0	0	0	0
2	WANOT Karol Piotr	WANOT	L						7 JUN 1982	10	0	0	10	16.67
3	KASPRZYK Arkadiusz Stanis	KASPRZYK	L						12 MAY 199	19	1	2	22	36.67
4	PUSZCZYNSKI Dawid	PUSZCZYNSK							25 JUL 1996	1	3	1	5	8.33
5	KOCON Mariusz	KOCON	S						3 NOV 1991	5	0	2	7	11.67
6	MICHNO Tomasz	MICHNO							24 MAY 199	14	2	2	18	30.00
8	MISKIEWICZ Tomasz Jan (C	MISKIEWICZ							23 NOV 198	9	0	1	10	16.67
9	MORAWSKI Tomasz	MORAWSKI							8 SEP 1987	6	3	1	10	16.67
10	MISKIEWICZ Jakub	MISKIEWICZ							10 MAY 199	0	0	0	0	0
12	KUPISZ Tomasz	KUPISZ							8 APR 1983	3	2	0	5	8.33

Coac BIATORDUZKI Damian

Assista

Phase	Opponent	Sets	Points per Set
Preliminary - Group	RUS	0 - 3	23 - 25, 13 - 25, 16 - 25
Preliminary - Group	USA	1 - 3	25 - 11, 17 - 25, 24 - 26, 23 - 25
Preliminary - Group	IRI	0 - 3	21 - 25, 18 - 25, 16 - 25

UKR - Ukraine

Shirt colour Blue

No.	Name	Shirt Name	Pos.	Han.	Height	Weight	Highest Reac		Date of Birth	Tournament Totals				
							Spike cm	Block cm		Spik	Bloc	Serv	Total	%
1	ZAVIRUKHA Igor	ZAVIRUKHA							16 SEP 1982	8	1	1	10	6.99
2	ZELENSKYI Volodymyr	ZELENSKYI							23 APR 1987	11	4	2	17	11.89
3	NIKIFOROV Illia	NIKIFOROV							20 OCT 198	18	0	0	18	12.59
5	BILOBLOTS'KY Olexandr	BILOBLOTS'K	S						19 MAR 197	1	0	0	1	0.70
6	ANTONYUK Oleg	ANTONYUK	S						13 JUL 1984	0	0	3	3	2.10
7	ZAHORODNII Ihor	ZAHORODNII							14 JUN 1988	0	0	0	0	0
8	POLTORATSKYI Olexandr	POLTORATSK							20 OCT 198	28	5	0	33	23.08
9	PROKHORCHUK Olexandr	PROKHORCH							20 OCT 198	11	3	1	15	10.49
10	TSYMOVSKYY Yegor	TSYMOVSKY							25 MAR 198	2	0	0	2	1.40
11	KOSHKAROV Olexsii	KOSHKAROV							11 AUG 198	18	5	1	24	16.78
12	RENKAS Dmytrii	RENKAS	L						4 NOV 1992	0	0	0	0	0
13	RADCHENKO Valerii	RADCHENKO	S						9 MAR 1992	0	0	1	1	0.70

Coac GRYSIUTA Iurii

Assista

Phase	Opponent	Sets	Points per Set
Preliminary - Group	RUS	3 - 2	20 - 25, 32 - 30, 25 - 21, 19 - 25
Preliminary - Group	USA	3 - 0	25 - 15, 25 - 10, 25 - 8
Preliminary - Group	IRI	3 - 0	25 - 16, 25 - 11, 25 - 17

LEGEND

% Percentage of total team s (C) Team Captain
LH Left Handed MB Middle Blocker
PR Preliminary RH Right Handed

BH Both Handed No. Shirt Number
S Setter

Han Handedness OS Opposite Spiker
WS Wing Spiker

L Libero
Pos Playing Position